



**OultonPark**

# Historic Sports Car Club

## Oulton Park Gold Cup

**Saturday 25<sup>th</sup> – Monday 27<sup>th</sup> August 2018**

**Results Booklet**



Timing & Results by MST SYSTEMS Ltd.  
[www.mstworld.com](http://www.mstworld.com)

© MST SYSTEMS Ltd. 2018

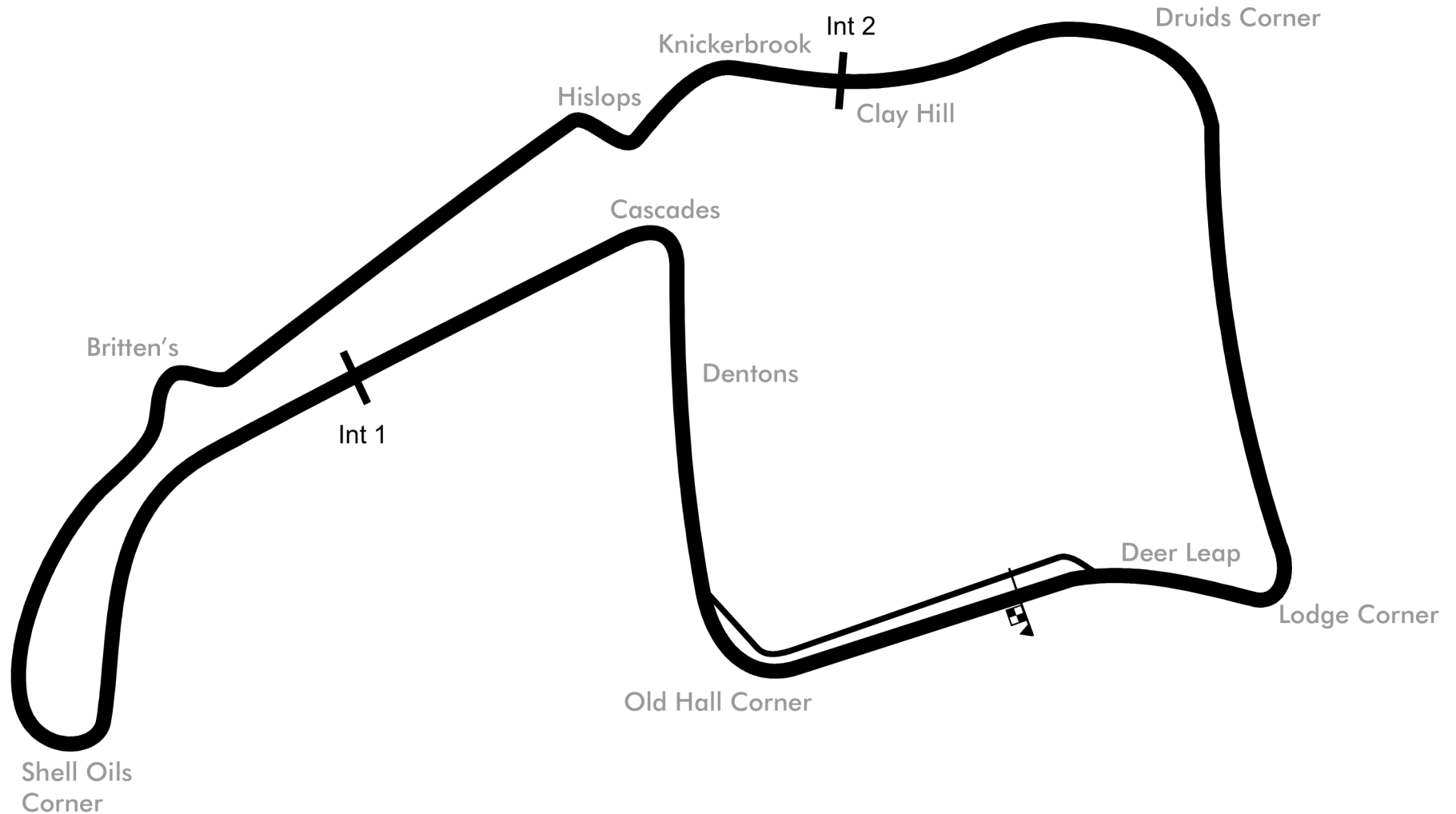
The Haysfield, Spring Lane North, Malvern, Worcestershire WR14 1GF  
tel: +44 (0)1684 560614 email: [motorsport@mstworld.com](mailto:motorsport@mstworld.com)



# Oulton Park Circuit

Little Budworth, Tarporley, Cheshire CW69BW

[www.oultontpark.co.uk](http://www.oultontpark.co.uk)



Circuit Length: 2.692 M / 4.332 km  
Pit Lane: 200m, 12s @ 60km/h  
Intermediate 1: 1.168 km  
Intermediate 2: 3.077 km  
Start line offset: 0 m

## Oulton Park Gold Cup Historic Race Meeting - 25 - 27 Aug 2018

### HSCC/TCRE Super Touring Cars Qualifying for Race 6 - Classification

Sheet No:

POS	NO	DRIVER/S	CLASS	CLASS POS	CAR MAKE / MODEL	TIME	ON	LAPS	GAP	DIFF	MPH
1	79	Mark Jones	ST1	1	Renault Laguna	1:48.900	7	8			88.98
2	98	John Cleland	ST4	1	Vauxhall Vectra	1:49.207	5	8	0.307	0.307	88.73
3	28	Jason Hughes	ST1	2	Vauxhall Vectra	1:50.047	6	7	1.147	0.840	88.06
4	4	Jason Minshaw	ST1	3	Volvo S40	1:50.419	7	9	1.519	0.372	87.76
5	97	Neil Smith	ST1	4	Alfa Romeo 156	1:50.609	7	10	1.709	0.190	87.61
6	17	Mark Smith	GA2	1	BMW E30 M3	1:52.551	9	10	3.651	1.942	86.10
7	40	Paul Hogarth	GA2	2	BMW E30 M3	1:53.933	6	7	5.033	1.382	85.05
8	67	Tony Absolom	ST2	1	Vauxhall Cavalier	1:55.861	7	10	6.961	1.928	83.64
9	27	Allan Scott	ST2	2	Mazda 323F	1:59.370	7	8	10.470	3.509	81.18
10	75	Jonathan White	ST4	2	Alfa Romeo 156 S2000	2:01.971	7	7	13.071	2.601	79.45
11	61	Tom Houlbrook	GA2	3	BMW E30 M3			3			0.00

Car 40 - transponder working intermittently and battery low, please check position and charge.

*Session Start: 14:37:32 - Finish: 14:57:30*  
*Weather/Track Conditions: Bright/Dry*  
*Circuit: Oulton Park International*  
*Track Length: 4.332 Km - 2.6918 miles*

These results are provisional until the conclusion of any judicial and technical matters.

Clerk of the Course:  <div style="text-align: right;">Julian Floyd</div>	Timekeeper:  <div style="text-align: right;">Nick Palmer</div>	Issued at:
--	--	------------

# Oulton Park Gold Cup Historic Race Meeting - 25 - 27 Aug 2018

## HSCC/TCRE Super Touring Cars

### Qualifying for Race 6 - Sector Analysis

4 Jason Minshaw (ST1)								Volvo S40							
lap	Sect-1	Speed	Sect-2	Speed	Sect-3	Speed	Laptime Pit	lap	Sect-1	Speed	Sect-2	Speed	Sect-3	Speed	Laptime Pit
1	Out	115.3	58.174	101.5	32.534	110.6	1:59.493	6	27.041	122.3	53.290	107.2	30.488	111.3	1:50.819
2	27.839	120.6	54.147	106.2	31.254	110.6	1:53.240	7	26.931	122.6	53.494	107.2	29.994	112.3	1:50.419
3	27.408	121.9	53.875	107.1	31.104	111.9	1:52.387	8	26.559	123.0	53.170	106.4	30.863	112.1	1:50.592
4	26.824	122.8	55.748	106.6	30.693	111.5	1:53.265	9	26.704	122.8	53.486	106.4	30.414	112.4	1:50.604
5	27.294	120.6	53.808	106.9	30.544	112.8	1:51.646	10							

17 Mark Smith (GA2)								BMW E30 M3							
lap	Sect-1	Speed	Sect-2	Speed	Sect-3	Speed	Laptime Pit	lap	Sect-1	Speed	Sect-2	Speed	Sect-3	Speed	Laptime Pit
1	Out	76.8	1:09.005	87.0	35.873	95.2	2:27.635	6	27.979	116.3	55.029	100.1	31.075	104.9	1:54.083
2	31.363	111.1	1:00.425	97.4	33.258	103.9	2:05.046	7	27.988	115.9	54.148	97.1	31.134	104.7	1:53.270
3	29.107	114.1	56.482	99.7	31.584	105.4	1:57.173	8	27.745	113.3	54.122	98.4	30.921	106.2	1:52.788
4	28.663	114.1	1:00.902	99.8	32.376	103.4	2:01.941	9	27.853	116.1	54.101	100.7	30.597	105.9	1:52.551
5	28.424	115.3	56.604	92.1	31.754	106.1	1:56.782	10	28.085	108.6	58.839	83.7	34.769	78.7	2:01.693

27 Allan Scott (ST2)								Mazda 323F							
lap	Sect-1	Speed	Sect-2	Speed	Sect-3	Speed	Laptime Pit	lap	Sect-1	Speed	Sect-2	Speed	Sect-3	Speed	Laptime Pit
1	Out	103.0	1:02.192	94.0	35.126	98.0	2:07.520	5	29.421	112.8	1:00.002	88.5	33.570	101.4	2:02.993
2	30.686	111.1	1:00.508	94.3	34.355	100.9	2:05.549	6	29.594	111.3	57.611	97.5	33.108	101.7	2:00.313
3	30.168	112.4	58.797	95.9	34.008	102.5	2:02.973	7	29.361	112.6	57.141	97.9	32.868	104.6	1:59.370
4	29.916	112.0	59.058	95.5	33.679	102.6	2:02.653	8	28.873	114.5	56.034	97.9			2:03.554

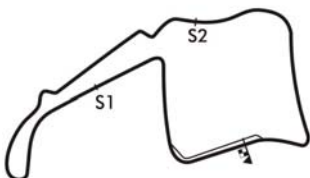
28 Jason Hughes (ST1)								Vauxhall Vectra							
lap	Sect-1	Speed	Sect-2	Speed	Sect-3	Speed	Laptime Pit	lap	Sect-1	Speed	Sect-2	Speed	Sect-3	Speed	Laptime Pit
1	Out	71.7	1:02.088	91.3			2:14.025	5	27.104	119.8	53.019	105.7	30.295	110.6	1:50.418
2	Out	116.9	1:03.203	64.0	43.750	64.4	7:23.840 P	6	26.848	119.8	53.070	106.1	30.129	110.4	1:50.047
3	31.069	119.5	54.705	104.8	31.258	110.4	1:57.032	7	26.471	121.7	54.256	102.2	31.681	108.1	1:52.408
4	27.519	119.5	53.106	105.6	30.538	110.8	1:51.163	8							

40 Paul Hogarth (GA2)								BMW E30 M3							
lap	Sect-1	Speed	Sect-2	Speed	Sect-3	Speed	Laptime Pit	lap	Sect-1	Speed	Sect-2	Speed	Sect-3	Speed	Laptime Pit
1	31.257	108.1	1:04.011		33.316	102.3	2:08.584	5	31.142	101.6	1:00.806		33.808	109.3	2:05.756
2	28.774	115.7	57.968		33.597	105.7	2:00.339	6	27.628	118.3	55.024		31.281	104.4	1:53.933
3	28.041	114.3	56.088	97.5	31.234	104.6	1:55.363	7	30.421	103.2	1:00.188		32.139	103.4	2:02.748
4	27.744	114.9	55.367		31.008	111.0	1:54.119	8							

61 Tom Houlbrook (GA2)								BMW E30 M3							
lap	Sect-1	Speed	Sect-2	Speed	Sect-3	Speed	Laptime Pit	lap	Sect-1	Speed	Sect-2	Speed	Sect-3	Speed	Laptime Pit
1	Out	70.2	1:15.030	72.3	41.574	84.0	2:38.121	3	Out	95.6	1:07.096	83.4	36.402	96.6	3:45.399 P
2	37.630	70.7	1:28.951	55.6			2:57.945	4							

67 Tony Absolom (ST2)								Vauxhall Cavalier							
lap	Sect-1	Speed	Sect-2	Speed	Sect-3	Speed	Laptime Pit	lap	Sect-1	Speed	Sect-2	Speed	Sect-3	Speed	Laptime Pit
1	Out	101.8	1:02.168	93.7	33.548	102.8	2:08.758	6	28.397	113.5	56.541	97.2	31.882	104.7	1:56.820
2	29.690	112.2	57.951	96.3	32.120	104.4	1:59.761	7	28.211	114.5	55.600	97.7	32.050	104.7	1:55.861
3	28.846	111.8	56.575	98.1	31.872	104.9	1:57.293	8	28.517	113.5	56.404	98.2	32.761	103.9	1:57.682
4	28.692	113.7	55.779	98.8			2:03.315	9	29.039	113.2	56.021	99.1	32.157	105.6	1:57.217
5	Out	110.8	58.220	97.8	32.317	104.4	3:26.410 P	10	29.020	113.5	55.696	97.9	33.235	101.4	1:57.951

75 Jonathan White (ST4)								Alfa Romeo 156 S2000							
lap	Sect-1	Speed	Sect-2	Speed	Sect-3	Speed	Laptime Pit	lap	Sect-1	Speed	Sect-2	Speed	Sect-3	Speed	Laptime Pit
1	Out	59.1	1:12.841	85.5	37.046	95.2	2:25.962	5	29.701	106.9	59.182	96.4	34.062	102.5	2:02.945
2	30.601	107.9	1:00.198	91.3	35.143	101.4	2:05.942	6	29.460	106.6	59.686	97.4	33.011	102.6	2:02.157
3	29.839	109.9	1:02.734	72.6			2:26.513	7	30.102	107.4	58.236	96.1	33.633	104.1	2:01.971
4	Out	106.6	1:01.821	87.3	35.021	102.8	5:06.356 P	8							



Session Start: 14:37:32 - Finish: 14:57:30

Weather/Track Conditions: Bright/Dry

Circuit: Oulton Park International

Track Length: 4.332 Km - 2.6918 miles

Printed: 25-08-2018 - 15:04

# Oulton Park Gold Cup Historic Race Meeting - 25 - 27 Aug 2018

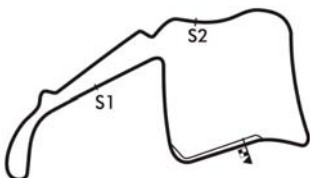
## HSCC/TCRE Super Touring Cars

### Qualifying for Race 6 - Sector Analysis

79 Mark Jones (ST1)								Renault Laguna							
lap	Sect-1	Speed	Sect-2	Speed	Sect-3	Speed	Laptime Pit	lap	Sect-1	Speed	Sect-2	Speed	Sect-3	Speed	Laptime Pit
1	Out	114.3	55.437	101.2	31.495	106.7	1:53.840	5	27.189	118.9	52.604	103.3	29.963	110.0	1:49.756
2	27.335	118.3	52.861	102.9	30.420	109.2	1:50.616	6	26.957	117.9	54.812	102.2	30.694	108.1	1:52.463
3	27.435	117.1	3:19.566	95.3	33.238	107.1	4:20.239	7	26.794	118.5	52.114	104.3	29.992	109.9	1:48.900
4	29.044	117.1	56.645	86.1	31.596	109.9	1:57.285	8	26.824	117.3	52.178	105.1	30.419	110.8	1:49.421

97 Neil Smith (ST1)								Alfa Romeo 156							
lap	Sect-1	Speed	Sect-2	Speed	Sect-3	Speed	Laptime Pit	lap	Sect-1	Speed	Sect-2	Speed	Sect-3	Speed	Laptime Pit
1	Out	106.4	59.061	100.6	32.232	107.8	2:02.616	6	27.551	118.9	52.900	103.6	30.856	107.9	1:51.307
2	28.050	117.1	1:14.722	101.5	31.605	108.4	2:14.377	7	27.087	118.9	53.116	103.8	30.406	108.8	1:50.609
3	27.359	117.9	54.230	101.9	30.634	109.2	1:52.223	8	26.867	118.9	53.255	99.7	31.593	105.2	1:51.715
4	27.364	118.5	54.001	91.0	31.313	106.9	1:52.678	9	27.653	97.2	1:02.710	94.8	34.668	106.7	2:05.031
5	26.973	119.1	54.046	103.5	31.171	105.4	1:52.190	10	27.349	117.9	1:15.599	63.1	37.607	92.6	2:20.555

98 John Cleland (ST4)								Vauxhall Vectra							
lap	Sect-1	Speed	Sect-2	Speed	Sect-3	Speed	Laptime Pit	lap	Sect-1	Speed	Sect-2	Speed	Sect-3	Speed	Laptime Pit
1	Out	107.6	1:00.541	98.1	33.485	106.9	2:04.260	5	26.753	119.8	52.312	104.8	30.142	108.6	1:49.207
2	29.077	117.3	55.318	101.5	31.283	104.9	1:55.678	6	27.264	113.7	56.354	98.9			1:59.751
3	27.275	118.9	53.222	104.0	30.281	108.6	1:50.778	7	Out	105.4	1:05.090	86.9	36.904	86.6	7:20.091 P
4	27.036	117.3	52.426	103.8	30.830	107.9	1:50.292	8	34.034	93.0	1:14.396	81.9			2:34.289

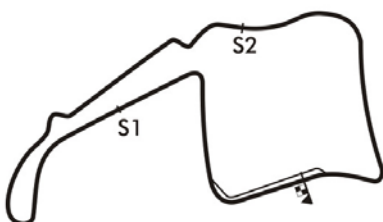


# Oulton Park Gold Cup Historic Race Meeting - 25 - 27 Aug 2018

## HSCC/TCRE Super Touring Cars

### Qualifying for Race 6 - Best Sector Times

	SECTOR 1			SECTOR 2			SECTOR 3			IDEAL / BEST LAP COMPARISON					
	NO	TIME	LAP	NO	TIME	LAP	NO	TIME	LAP	NO	NAME	BEST	IN	IDEAL	DIFF
1	28	26.471	7	79	52.114	7	79	29.963	5	79	Mark Jones	1:48.900	7	1:48.871	+0.029
2	4	26.559	8	98	52.312	5	4	29.994	7	98	John Cleland	1:49.207	5	1:49.207	+0.000
3	98	26.753	5	97	52.900	6	28	30.129	6	28	Jason Hughes	1:50.047	6	1:49.619	+0.428
4	79	26.794	7	28	53.019	5	98	30.142	5	4	Jason Minshaw	1:50.419	7	1:49.723	+0.696
5	97	26.867	8	4	53.170	8	97	30.406	7	97	Neil Smith	1:50.609	7	1:50.173	+0.436
6	40	27.628	6	17	54.101	9	17	30.597	9	17	Mark Smith	1:52.551	9	1:52.443	+0.108
7	17	27.745	8	40	55.024	6	40	31.008	4	40	Paul Hogarth	1:53.933	6	1:53.660	+0.273
8	67	28.211	7	67	55.600	7	67	31.872	3	67	Tony Absolom	1:55.861	7	1:55.683	+0.178
9	27	28.873	8	27	56.034	8	27	32.868	7	27	Allan Scott	1:59.370	7	1:57.775	+1.595
10	75	29.005	8	75	57.763	8	75	33.011	6	75	Jonathan White	2:01.971	7	1:59.779	+2.192
11	61	37.630	2	61	1:07.096	3	61	36.402	3	61	Tom Houlbrook			2:21.128	3:33.647



Session Start: 14:37:32 - Finish: 14:57:30

Weather/Track Conditions: Bright/Dry

Circuit: Oulton Park International

Track Length: 4.332 Km - 2.6918 miles

Printed: 25-08-2018 - 15:04

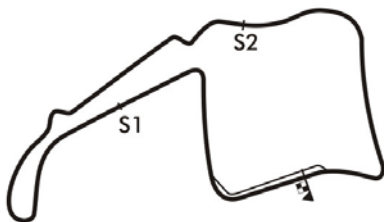


# Oulton Park Gold Cup Historic Race Meeting - 25 - 27 Aug 2018

## HSCC/TCRE Super Touring Cars

### Qualifying for Race 6 - Best Sector Speeds

	NO	SECTOR 1	MPH	NO	SECTOR 2	MPH	NO	SECTOR 3	MPH
1	4	Jason Minshaw	123.0	4	Jason Minshaw	107.2	4	Jason Minshaw	112.8
2	28	Jason Hughes	121.7	28	Jason Hughes	106.1	40	Paul Hogarth	111.0
3	98	John Cleland	119.8	79	Mark Jones	105.1	28	Jason Hughes	110.8
4	97	Neil Smith	119.1	98	John Cleland	104.8	79	Mark Jones	110.8
5	79	Mark Jones	118.9	97	Neil Smith	103.8	97	Neil Smith	109.2
6	40	Paul Hogarth	118.3	17	Mark Smith	100.7	98	John Cleland	108.6
7	17	Mark Smith	116.3	67	Tony Absolom	99.1	17	Mark Smith	106.2
8	27	Allan Scott	114.5	27	Allan Scott	97.9	67	Tony Absolom	105.6
9	67	Tony Absolom	114.5	40	Paul Hogarth	97.5	27	Allan Scott	104.6
10	75	Jonathan White	111.7	75	Jonathan White	97.4	75	Jonathan White	104.1
11	61	Tom Houlbrook	101.5	61	Tom Houlbrook	83.4	61	Tom Houlbrook	96.6



Session Start: 14:37:32 - Finish: 14:57:30

Weather/Track Conditions: Bright/Dry

Circuit: Oulton Park International

Track Length: 4.332 Km - 2.6918 miles

Printed: 25-08-2018 - 15:05



# Oulton Park Gold Cup Historic Race Meeting - 25 - 27 Aug 2018

## HSCC/TCRE Super Touring Cars

### Race 6 - Starting Grid

Sheet No:

*Start Time : 15:30 - Heat Duration : 20 Minutes*

6	11	61 Tom Houlbrook				
5	9	27 Allan Scott	10	75 Jonathan White		
4	7	40 Paul Hogarth	8	67 Tony Absolom		
3	5	97 Neil Smith	6	17 Mark Smith		
2	3	28 Jason Hughes	4	4 Jason Minshaw		
1	1	79 Mark Jones	2	98 John Cleland		
ROW		Pole Right				

These results are provisional until the conclusion of any judicial and technical matters.		<i>Circuit: Oulton Park International Track Length: 4.332 Km - 2.6918 miles</i>
Clerk of the Course:	Timekeeper:	Issued at:
Julian Floyd	Nick Palmer	



# Oulton Park Gold Cup Historic Race Meeting - 25 - 27 Aug 2018

## HSCC/TCRE Super Touring Cars

### Race 6 - Classification

Sheet No:

POS	NO	DRIVER/S	CLASS	CLASS POS	CAR MAKE / MODEL	TIME	LAPS	GAP	DIFF	MPH	BEST	ON
1	98	John Cleland	ST4	1	Vauxhall Vectra	16:31.728	8	-- 8 laps --		78.17	2:01.880	8
2	97	Neil Smith	ST1	1	Alfa Romeo 156	16:58.602	8	26.874	26.874	76.11	2:04.717	3
3	79	Mark Jones	ST1	2	Renault Laguna	17:03.080	8	31.352	4.478	75.77	2:04.339	8
4	17	Mark Smith	GA2	1	BMW E30 M3	17:23.311	8	51.583	20.231	74.30	2:07.432	7
5	40	Paul Hogarth	GA2	2	BMW E30 M3	17:26.663	8	54.935	3.352	74.06	2:06.371	6
6	27	Allan Scott	ST2	1	Mazda 323F	18:06.172	8	1:34.444	39.509	71.37	2:10.495	8
7	61	Tom Houlbrook	GA2	3	BMW E30 M3	18:28.900	8	1:57.172	22.728	69.90	2:11.778	8
8	67	Tony Absolom	ST2	2	Vauxhall Cavalier	18:37.032	8	2:05.304	8.132	69.40	2:17.318	3
9	75	Jonathan White	ST4	2	Alfa Romeo 156 S2000	18:52.652	7	-- 7 laps --	2:35.801	59.89	2:31.595	4
----- NOT CLASSIFIED -----												
DNF	28	Jason Hughes	ST1		Vauxhall Vectra	11:02.546	5	-- 5 laps --		73.13	2:06.438	2
DNF	23	Dan Wheeler	ST1		Nissan Primera	11:15.924	5		13.378	71.68	2:07.961	5

#### ----- FASTEST LAP SUMMARY -----

NO	DRIVER/S	CLASS	CAR MAKE / MODEL	FASTEST LAP	ON	MPH
98	John Cleland	ST4	Vauxhall Vectra	2:01.880	8	79.51
79	Mark Jones	ST1	Renault Laguna	2:04.339	8	77.94
40	Paul Hogarth	GA2	BMW E30 M3	2:06.371	6	76.68
27	Allan Scott	ST2	Mazda 323F	2:10.495	8	74.26

Car 4 - non starter.

Session Start: 15:25:34 - Finish: 15:42:05

Weather/Track Conditions: Rain/Wet

Circuit: Oulton Park International

Track Length: 4.332 Km - 2.6918 miles

These results are provisional until the conclusion of any judicial and technical matters.

Clerk of the Course:

Julian Floyd

Timekeeper:

Nick Palmer

Issued at:



Printed: 26-08-2018 - 15:44

Results: [www.mstworld.com](http://www.mstworld.com). Live Timing: <https://livetiming.getraceresults.com/mst>. Email: [timing@mstworld.com](mailto:timing@mstworld.com)

# Oulton Park Gold Cup Historic Race Meeting - 25 - 27 Aug 2018

## HSCC/TCRE Super Touring Cars

### Race 6 - Sector Analysis

17 Mark Smith (GA2)								BMW E30 M3							
lap	Sect-1	Speed	Sect-2	Speed	Sect-3	Speed	Laptime Pit	lap	Sect-1	Speed	Sect-2	Speed	Sect-3	Speed	Laptime Pit
1		108.1	1:02.960	95.3	34.751	100.8	2:14.918	5	31.762	108.8	1:01.276	94.9	34.497	99.3	2:07.535
2	32.142	108.3	1:02.732	93.6	35.226	99.0	2:10.100	6	31.380	109.3	1:02.006	90.6	35.579	99.7	2:08.965
3	32.142	107.8	1:04.444	92.3	35.465	100.2	2:12.051	7	31.522	109.3	1:01.456	94.7	34.454	100.3	2:07.432
4	31.653	107.6	1:06.689	87.6	35.625	97.6	2:13.967	8	31.401	107.4	1:01.404	81.9	35.538	95.4	2:08.343

23 Dan Wheeler (ST1)								Nissan Primera							
lap	Sect-1	Speed	Sect-2	Speed	Sect-3	Speed	Laptime Pit	lap	Sect-1	Speed	Sect-2	Speed	Sect-3	Speed	Laptime Pit
1		105.6	1:05.996	90.3	36.562	100.5	2:33.260	4	33.100	110.8	1:02.912	92.0	35.483	103.0	2:11.495
2	31.821	110.0	1:03.467	94.3	35.572	102.2	2:10.860	5	30.872	111.1	1:01.993	93.2	35.096	101.6	2:07.961
3	31.461	110.9	1:04.539	90.1	36.348	100.6	2:12.348	6							

27 Allan Scott (ST2)								Mazda 323F							
lap	Sect-1	Speed	Sect-2	Speed	Sect-3	Speed	Laptime Pit	lap	Sect-1	Speed	Sect-2	Speed	Sect-3	Speed	Laptime Pit
1		102.2	1:06.095	89.8	37.537	97.1	2:24.427	5	33.207	105.7	1:04.071	90.3	36.466	97.6	2:13.744
2	33.648	103.5	1:05.721	89.7	37.234	96.6	2:16.603	6	33.350	104.4	1:04.260	95.1	36.798	96.3	2:14.408
3	33.404	106.7	1:05.086	90.3	37.608	96.9	2:16.098	7	33.288	104.4	1:04.088	91.5	36.594	99.2	2:13.970
4	34.038	104.6	1:05.502	85.4	36.887	97.1	2:16.427	8	33.213	105.1	1:00.851	95.2	36.431	97.9	2:10.495

28 Jason Hughes (ST1)								Vauxhall Vectra							
lap	Sect-1	Speed	Sect-2	Speed	Sect-3	Speed	Laptime Pit	lap	Sect-1	Speed	Sect-2	Speed	Sect-3	Speed	Laptime Pit
1		109.9	59.765	93.4	34.769	104.4	2:10.076	4	31.651	110.4	1:02.823	93.2	35.899	100.9	2:10.373
2	31.131	112.2	1:00.384	97.5	34.923	104.6	2:06.438	5	31.414	110.8	1:09.386	76.3			2:27.221
3	31.080	112.4	1:01.416	90.7	35.942	101.1	2:08.438	6							

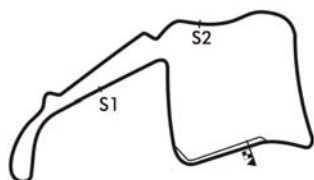
40 Paul Hogarth (GA2)								BMW E30 M3							
lap	Sect-1	Speed	Sect-2	Speed	Sect-3	Speed	Laptime Pit	lap	Sect-1	Speed	Sect-2	Speed	Sect-3	Speed	Laptime Pit
1		106.6	1:02.927	90.9	35.150	99.7	2:15.683	5	31.184	110.4	1:01.236	95.5	34.697	99.7	2:07.117
2	31.637	109.3	1:02.740	91.7	44.877	86.5	2:19.254	6	31.056	109.1	1:01.329	94.8	33.986	101.6	2:06.371
3	31.680	107.2	1:01.928	93.9	34.958	98.1	2:08.566	7	30.961	106.2	1:01.550	93.6	35.120	99.0	2:07.631
4	31.601	106.7	1:01.582	95.1	35.288	99.6	2:08.471	8	31.625	107.1	1:02.745	71.5	39.200	71.0	2:13.570

61 Tom Houlbrook (GA2)								BMW E30 M3							
lap	Sect-1	Speed	Sect-2	Speed	Sect-3	Speed	Laptime Pit	lap	Sect-1	Speed	Sect-2	Speed	Sect-3	Speed	Laptime Pit
1		87.7	1:08.886	74.4	39.002	93.4	2:45.375	5	33.744	95.5	1:03.662	84.8	36.939	97.7	2:14.345
2	34.435	98.5	1:04.837	84.3	37.855	93.5	2:17.127	6	32.932	102.4	1:02.937	86.6	36.540	98.9	2:12.409
3	36.542	93.0	1:04.255	83.8	37.201	95.1	2:17.998	7	33.269	101.6	1:05.648	85.1	37.271	98.0	2:16.188
4	33.267	101.8	1:03.344	85.7	37.069	95.4	2:13.680	8	33.200	104.4	1:02.196	87.7	36.382	93.9	2:11.778

67 Tony Absolom (ST2)								Vauxhall Cavalier							
lap	Sect-1	Speed	Sect-2	Speed	Sect-3	Speed	Laptime Pit	lap	Sect-1	Speed	Sect-2	Speed	Sect-3	Speed	Laptime Pit
1		102.9	1:04.022	92.0	37.038	98.7	2:20.204	5	34.985	101.5	1:05.454	90.1	37.264	98.7	2:17.703
2	33.697	104.1	1:06.105	92.1	38.370	97.3	2:18.172	6	34.968	103.8	1:07.259	88.9	39.001	95.2	2:21.228
3	34.319	103.2	1:05.855	92.3	37.144	99.0	2:17.318	7	34.630	102.7	1:06.094	90.6	37.427	97.7	2:18.151
4	33.940	103.8	1:12.383	78.9	37.752	98.0	2:24.075	8	36.061	104.0	1:05.978	91.0	38.142	85.2	2:20.181

75 Jonathan White (ST4)								Alfa Romeo 156 S2000							
lap	Sect-1	Speed	Sect-2	Speed	Sect-3	Speed	Laptime Pit	lap	Sect-1	Speed	Sect-2	Speed	Sect-3	Speed	Laptime Pit
1		88.9	1:14.328	82.4	42.759	89.9	2:54.140	5	36.676	97.4	1:12.956	85.1	42.668	95.2	2:32.300
2	38.704	92.2	1:14.983	83.4	42.421	90.8	2:36.108	6	37.376	97.5	1:26.230	75.3	41.731	92.8	2:45.337
3	39.250	95.1	1:14.015	84.7	41.526	93.1	2:34.791	7	36.861	98.7	1:38.381	72.6	43.139	89.7	2:58.381
4	37.233	92.7	1:13.313	83.7	41.049	92.8	2:31.595	8							

79 Mark Jones (ST1)								Renault Laguna							
lap	Sect-1	Speed	Sect-2	Speed	Sect-3	Speed	Laptime Pit	lap	Sect-1	Speed	Sect-2	Speed	Sect-3	Speed	Laptime Pit
1		106.1	1:02.354	92.8	35.159	103.3	2:13.829	5	30.708	111.7	1:01.731	94.7	34.700	103.3	2:07.139
2	32.254	109.1	1:02.737	94.0	35.284	103.4	2:10.275	6	31.131	110.0	1:00.847	95.7	34.609	103.3	2:06.587
3	31.937	109.3	1:00.725	94.7	34.729	102.6	2:07.391	7	31.124	111.1	1:01.140	94.5	34.803	103.0	2:07.067
4	31.114	109.3	1:00.446	94.4	34.893	102.5	2:06.453	8	30.710	110.2	59.557	96.4	34.072	103.9	2:04.339



Session Start: 15:25:34 - Finish: 15:42:05

Weather/Track Conditions: Rain/Wet

Circuit: Oulton Park International

Track Length: 4.332 Km - 2.6918 miles

Printed: 26-08-2018 - 15:45

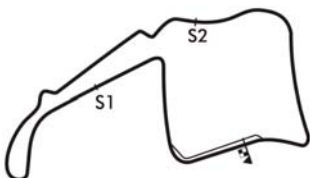
# Oulton Park Gold Cup Historic Race Meeting - 25 - 27 Aug 2018

## HSCC/TCRE Super Touring Cars

### Race 6 - Sector Analysis

97 Neil Smith (ST1)								Alfa Romeo 156							
lap	Sect-1	Speed	Sect-2	Speed	Sect-3	Speed	Laptime Pit	lap	Sect-1	Speed	Sect-2	Speed	Sect-3	Speed	Laptime Pit
1		110.9	1:02.355	97.7	35.021	102.2	2:14.219	5	30.801	112.4	1:00.740	97.4	34.980	102.8	2:06.521
2	32.114	112.4	1:00.464	97.5	34.516	103.0	2:07.094	6	31.349	112.6	1:00.221	97.8	34.864	103.1	2:06.434
3	30.855	112.0	1:00.003	97.9	33.859	103.9	2:04.717	7	30.836	112.8	1:01.026	97.2	35.156	103.0	2:07.018
4	30.750	110.9	1:00.241	97.8	34.409	102.8	2:05.400	8	31.316	112.2	1:01.233	97.9	34.650	103.0	2:07.199

98 John Cleland (ST4)								Vauxhall Vectra							
lap	Sect-1	Speed	Sect-2	Speed	Sect-3	Speed	Laptime Pit	lap	Sect-1	Speed	Sect-2	Speed	Sect-3	Speed	Laptime Pit
1		110.9	1:00.074	97.4	34.440	103.9	2:09.255	5	30.490	113.3	59.223	99.5	33.600	105.4	2:03.313
2	31.035	111.3	59.938	98.1	33.337	104.7	2:04.310	6	30.421	113.2	58.989	98.5	33.422	104.7	2:02.832
3	30.888	112.0	59.360	98.7	33.470	105.1	2:03.718	7	30.434	112.0	59.101	98.8	33.586	105.6	2:03.121
4	30.589	111.7	59.025	98.1	33.685	105.1	2:03.299	8	30.341	112.8	58.492	99.8	33.047	105.2	2:01.880

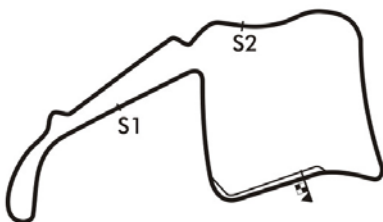


# Oulton Park Gold Cup Historic Race Meeting - 25 - 27 Aug 2018

## HSCC/TCRE Super Touring Cars

### Race 6 - Best Sector Times

	SECTOR 1			SECTOR 2			SECTOR 3			IDEAL / BEST LAP COMPARISON					
	NO	TIME	LAP	NO	TIME	LAP	NO	TIME	LAP	NO	NAME	BEST	IN	IDEAL	DIFF
1	98	30.341	8	98	58.492	8	98	33.047	8	98	John Cleland	2:01.880	8	2:01.880	+0.000
2	23	30.675	6	79	59.557	8	97	33.859	3	79	Mark Jones	2:04.339	8	2:04.337	+0.002
3	79	30.708	5	28	59.765	1	40	33.986	6	97	Neil Smith	2:04.717	3	2:04.612	+0.105
4	97	30.750	4	97	1:00.003	3	79	34.072	8	40	Paul Hogarth	2:06.371	6	2:06.183	+0.188
5	40	30.961	7	27	1:00.851	8	17	34.454	7	17	Mark Smith	2:07.432	7	2:07.110	+0.322
6	28	31.080	3	40	1:01.236	5	28	34.769	1	27	Allan Scott	2:10.495	8	2:10.489	+0.006
7	17	31.380	6	17	1:01.276	5	23	35.096	5	61	Tom Houlbrook	2:11.778	8	2:11.510	+0.268
8	61	32.932	6	23	1:01.993	5	61	36.382	8	67	Tony Absolom	2:17.318	3	2:14.757	+2.561
9	27	33.207	5	61	1:02.196	8	27	36.431	8	75	Jonathan White	2:31.595	4	2:30.681	+0.914
10	67	33.697	2	67	1:04.022	1	67	37.038	1	28	Jason Hughes	2:06.438	2	2:05.614	+0.824
11	75	36.676	5	75	1:12.956	5	75	41.049	4	23	Dan Wheeler	2:07.961	5	2:07.764	+0.197



Session Start: 15:25:34 - Finish: 15:42:05

Weather/Track Conditions: Rain/Wet

Circuit: Oulton Park International

Track Length: 4.332 Km - 2.6918 miles

Printed: 26-08-2018 - 15:46

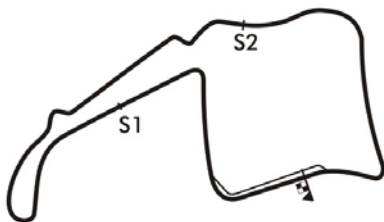


# Oulton Park Gold Cup Historic Race Meeting - 25 - 27 Aug 2018

## HSCC/TCRE Super Touring Cars

### Race 6 - Best Sector Speeds

	NO	SECTOR 1	MPH	NO	SECTOR 2	MPH	NO	SECTOR 3	MPH
1	98	John Cleland	113.3	98	John Cleland	99.8	98	John Cleland	105.6
2	97	Neil Smith	112.8	97	Neil Smith	97.9	28	Jason Hughes	104.6
3	28	Jason Hughes	112.4	28	Jason Hughes	97.5	79	Mark Jones	103.9
4	23	Dan Wheeler	111.8	79	Mark Jones	96.4	97	Neil Smith	103.9
5	79	Mark Jones	111.7	40	Paul Hogarth	95.5	23	Dan Wheeler	103.0
6	40	Paul Hogarth	110.4	17	Mark Smith	95.3	40	Paul Hogarth	101.6
7	17	Mark Smith	109.3	27	Allan Scott	95.2	17	Mark Smith	100.8
8	27	Allan Scott	106.7	23	Dan Wheeler	94.3	27	Allan Scott	99.2
9	61	Tom Houlbrook	104.4	67	Tony Absolom	92.3	67	Tony Absolom	99.0
10	67	Tony Absolom	104.1	61	Tom Houlbrook	87.7	61	Tom Houlbrook	98.9
11	75	Jonathan White	98.7	75	Jonathan White	85.1	75	Jonathan White	95.2



Session Start: 15:25:34 - Finish: 15:42:05

Weather/Track Conditions: Rain/Wet

Circuit: Oulton Park International

Track Length: 4.332 Km - 2.6918 miles

Printed: 26-08-2018 - 15:46



# Oulton Park Gold Cup Historic Race Meeting - 25 - 27 Aug 2018

## HSCC/TCRE Super Touring Cars

### Race 6 - Lap Chart

Lap 1			Lap 2			Lap 3			Lap 4			Lap 5			Lap 6		
NO	Behind	Laptime	NO	Behind	Laptime	NO	Behind	Laptime	NO	Behind	Laptime	NO	Behind	Laptime	NO	Behind	Laptime
98		2:09.255	98		2:04.310	98		2:03.718	98		2:03.299	98		2:03.313	98		2:02.832
28	0.821	2:10.076	28	2.949	2:06.438	28	7.669	2:08.438	97	10.848	2:05.400	75	1 LAP	2:31.595	97	17.658	2:06.434
79	4.574	2:13.829	97	7.748	2:07.094	97	8.747	2:04.717	28	14.743	2:10.373	97	14.056	2:06.521	79	24.947	2:06.587
97	4.964	2:14.219	79	10.539	2:10.275	79	14.212	2:07.391	79	17.366	2:06.453	79	21.192	2:07.139	40	38.735	2:06.371
17	5.663	2:14.918	17	11.453	2:10.100	17	19.786	2:12.051	17	30.454	2:13.967	17	34.676	2:07.535	17	40.809	2:08.965
40	6.428	2:15.683	40	21.372	2:19.254	40	26.220	2:08.566	40	31.392	2:08.471	40	35.196	2:07.117	75	1 LAP	2:32.300
67	10.949	2:20.204	67	24.811	2:18.172	67	38.411	2:17.318	23	47.381	2:11.495	<b>28</b>	38.651	2:27.221	27	1:14.980	2:14.408
27	15.172	2:24.427	27	27.465	2:16.603	23	39.185	2:12.348	27	52.973	2:16.427	23	52.029	2:07.961	67	1:31.973	2:21.228
23	24.005	2:33.260	23	30.555	2:10.860	27	39.845	2:16.098	67	59.187	2:24.075	27	1:03.404	2:13.744	61	1:34.207	2:12.409
61	36.120	2:45.375	61	48.937	2:17.127	61	1:03.217	2:17.998	61	1:13.598	2:13.680	67	1:13.577	2:17.703			
75	44.885	2:54.140	75	1:16.683	2:36.108	75	1:47.756	2:34.791				61	1:24.630	2:14.345			

*Session Start: 15:25:34 - Finish: 15:42:05*

*Weather/Track Conditions: Rain/Wet*

*Circuit: Oulton Park International*

*Track Length: 4.332 Km - 2.6918 miles*

*Printed: 26-08-2018 - 15:46*

# Oulton Park Gold Cup Historic Race Meeting - 25 - 27 Aug 2018

## HSCC/TCRE Super Touring Cars

### Race 6 - Lap Chart

Lap 7			Lap 8		
NO	Behind	Laptime	NO	Behind	Laptime
98		2:03.121	98		2:01.880
97	21.555	2:07.018	97	26.874	2:07.199
79	28.893	2:07.067	79	31.352	2:04.339
40	43.245	2:07.631	17	51.583	2:08.343
17	45.120	2:07.432	40	54.935	2:13.570
75	1 LAP	2:45.337	27	1:34.444	2:10.495
27	1:25.829	2:13.970	61	1:57.172	2:11.778
67	1:47.003	2:18.151	67	2:05.304	2:20.181
61	1:47.274	2:16.188	75	1 LAP	2:58.381

Session Start: 15:25:34 - Finish: 15:42:05

Weather/Track Conditions: Rain/Wet

Circuit: Oulton Park International

Track Length: 4.332 Km - 2.6918 miles

Printed: 26-08-2018 - 15:46

# Oulton Park Gold Cup Historic Race Meeting - 25 - 27 Aug 2018

## HSCC/TCRE Super Touring Cars

### Race 15 - Starting Grid

Sheet No:

Start Time : 13:55 - Heat Duration : 20 Minutes

6	11	<b>23</b> Dan Wheeler	12	<b>4</b> Jason Minshaw
5	9	<b>75</b> Jonathan White	10	<b>28</b> Jason Hughes
4	7	<b>61</b> Tom Houlbrook	8	<b>67</b> Tony Absolom
3	5	<b>40</b> Paul Hogarth	6	<b>27</b> Allan Scott
2	3	<b>79</b> Mark Jones	4	<b>17</b> Mark Smith
1	1	<b>98</b> John Cleland	2	<b>97</b> Neil Smith
ROW	<b>Pole Right</b>			

These results are provisional until the conclusion of any judicial and technical matters.

Circuit: Oulton Park International  
Track Length: 4.332 Km - 2.6918 miles

Clerk of the Course:

Timekeeper:

Issued at:

Julian Floyd

Nick Palmer



Printed : 27-08-2018 - 10:50

Results: [www.mstworld.com](http://www.mstworld.com). Live Timing: <https://livetiming.getraceresults.com/mst>. Email: [timing@mstworld.com](mailto:timing@mstworld.com)



# Oulton Park Gold Cup Historic Race Meeting - 25 - 27 Aug 2018

## HSCC/TCRE Super Touring Cars

### Race 15 - Classification

Sheet No:

POS	NO	DRIVER/S	CLASS	CLASS POS	CAR MAKE / MODEL	TIME	LAPS	GAP	DIFF	MPH	BEST	ON
1	98	John Cleland	ST4	1	Vauxhall Vectra	20:12.069	11	-- 11 laps		87.94	1:48.072	11
2	97	Neil Smith	ST1	1	Alfa Romeo 156	20:19.093	11	7.024	7.024	87.43	1:48.993	5
3	79	Mark Jones	ST1	2	Renault Laguna	20:19.359	11	7.290	0.266	87.41	1:48.605	8
4	4	Jason Minshaw	ST1	3	Volvo S40	20:20.238	11	8.169	0.879	87.35	1:47.914	8
5	28	Jason Hughes	ST1	4	Vauxhall Vectra	20:20.779	11	8.710	0.541	87.32	1:49.172	8
6	40	Paul Hogarth	GA2	1	BMW E30 M3	21:02.123	11	50.054	41.344	84.45	1:52.730	4
7	17	Mark Smith	GA2	2	BMW E30 M3	21:02.388	11	50.319	0.265	84.44	1:52.855	4
8	27	Allan Scott	ST2	1	Mazda 323F	21:29.545	11	1:17.476	27.157	82.65	1:55.498	8
9	61	Tom Houlbrook	GA2	3	BMW E30 M3	21:29.688	11	1:17.619	0.143	82.65	1:54.999	6
10	75	Jonathan White	ST4	2	Alfa Romeo 156 S2000	20:33.104	10	-- 10 laps	59.771	78.58	1:57.447	10

----- NOT CLASSIFIED -----

DNF 23	Dan Wheeler	ST1	Nissan Primera	8:53.867	3	-- 3 laps --	2:26.960	54.45	2:04.419	1
DNF 67	Tony Absolom	ST2	Vauxhall Cavalier	2:03.783	1	-- 1 laps --		78.28	2:03.783	1

----- FASTEST LAP SUMMARY -----

NO	DRIVER/S	CLASS	CAR MAKE / MODEL	FASTEST LAP	ON	MPH
4	Jason Minshaw	ST1	Volvo S40	1:47.914	8	89.80
98	John Cleland	ST4	Vauxhall Vectra	1:48.072	11	89.67
40	Paul Hogarth	GA2	BMW E30 M3	1:52.730	4	85.96
27	Allan Scott	ST2	Mazda 323F	1:55.498	8	83.90

Session Start: 14:00:12 - Finish: 14:20:23

Weather/Track Conditions: Cloud/Dry

Circuit: Oulton Park International

Track Length: 4.332 Km - 2.6918 miles

These results are provisional until the conclusion of any judicial and technical matters.

Clerk of the Course:  <div style="text-align: right;">Julian Floyd</div>	Timekeeper:  <div style="text-align: right;">Nick Palmer</div>	Issued at:
--	--	------------



Printed: 27-08-2018 - 14:21

Results: [www.mstworld.com](http://www.mstworld.com). Live Timing: <https://livetiming.getraceresults.com/mst>. Email: [timing@mstworld.com](mailto:timing@mstworld.com)

# Oulton Park Gold Cup Historic Race Meeting - 25 - 27 Aug 2018

## HSCC/TCRE Super Touring Cars

### Race 15 - Sector Analysis

4 Jason Minshaw (ST1)								Volvo S40							
lap	Sect-1	Speed	Sect-2	Speed	Sect-3	Speed	Laptime Pit	lap	Sect-1	Speed	Sect-2	Speed	Sect-3	Speed	Laptime Pit
1		116.9	55.507	103.5	31.614	110.2	2:02.198	7	26.442	122.6	52.460	105.6	29.851	111.5	1:48.753
2	27.610	121.7	53.934	105.9	30.274	111.3	1:51.818	8	26.352	123.0	52.044	106.6	29.518	111.7	1:47.914
3	26.998	121.0	54.833	105.7	30.416	111.1	1:52.247	9	26.401	122.8	51.936	105.7	29.895	110.6	1:48.232
4	26.762	121.7	53.287	105.1	30.004	112.1	1:50.053	10	26.317	121.9	53.541	98.7	30.306	111.1	1:50.164
5	26.532	121.9	52.760	105.6	29.953	110.6	1:49.245	11	27.012	122.6	52.705	106.7	29.815	111.7	1:49.532
6	26.743	121.3	53.395	106.1	29.944	111.7	1:50.082								

17 Mark Smith (GA2)								BMW E30 M3							
lap	Sect-1	Speed	Sect-2	Speed	Sect-3	Speed	Laptime Pit	lap	Sect-1	Speed	Sect-2	Speed	Sect-3	Speed	Laptime Pit
1		113.7	56.027	98.1	31.353	103.9	1:59.952	7	27.843	113.7	55.758	99.5	30.918	106.2	1:54.519
2	29.829	113.2	55.635	101.3	31.313	104.4	1:56.777	8	27.803	115.3	55.859	94.1	30.979	105.2	1:54.641
3	27.839	116.9	54.877	101.5	30.805	106.1	1:53.521	9	27.545	115.7	54.723	102.1	31.314	106.7	1:53.582
4	27.860	115.7	54.219	101.9	30.776	105.6	1:52.855	10	28.359	115.9	54.578	101.2	31.766	104.9	1:54.703
5	27.495	117.7	55.336	100.3	30.881	103.8	1:53.712	11	27.575	116.7	54.977	101.5	31.423	105.1	1:53.975
6	27.739	117.5	55.237	101.9	31.175	105.4	1:54.151	12							

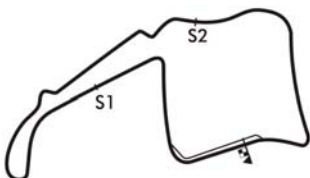
23 Dan Wheeler (ST1)								Nissan Primera							
lap	Sect-1	Speed	Sect-2	Speed	Sect-3	Speed	Laptime Pit	lap	Sect-1	Speed	Sect-2	Speed	Sect-3	Speed	Laptime Pit
1		108.8	56.838	90.7	32.024	105.4	2:04.419	3	Out	96.7	1:03.721	87.9	In		4:34.859 P
2	28.127	114.7	1:06.126	91.0			2:14.589	4							

27 Allan Scott (ST2)								Mazda 323F							
lap	Sect-1	Speed	Sect-2	Speed	Sect-3	Speed	Laptime Pit	lap	Sect-1	Speed	Sect-2	Speed	Sect-3	Speed	Laptime Pit
1		114.9	57.109	98.5	32.541	103.6	2:02.869	7	28.657	113.7	55.471	98.8	31.880	103.3	1:56.008
2	28.645	114.7	56.397	99.1	31.894	104.9	1:56.936	8	28.278	115.1	54.884	99.4	32.336	103.6	1:55.498
3	28.620	114.5	56.298	98.1	32.449	103.3	1:57.367	9	29.025	114.7	55.461	99.7	32.250	101.9	1:56.736
4	29.149	111.7	56.462	97.7	32.470	103.4	1:58.081	10	28.644	114.3	55.612	99.7	32.333	102.6	1:56.589
5	28.838	113.3	56.214	98.7	31.826	104.1	1:56.878	11	28.913	113.7	55.289	99.4	32.228	103.0	1:56.430
6	28.672	113.7	55.702	98.7	31.779	104.4	1:56.153	12							

28 Jason Hughes (ST1)								Vauxhall Vectra							
lap	Sect-1	Speed	Sect-2	Speed	Sect-3	Speed	Laptime Pit	lap	Sect-1	Speed	Sect-2	Speed	Sect-3	Speed	Laptime Pit
1		118.1	55.723	104.6	30.831	109.9	2:00.257	7	26.746	119.5	52.596	105.4	30.135	110.8	1:49.477
2	28.563	118.9	53.112	105.1	30.375	110.6	1:52.050	8	26.653	121.9	52.406	105.4	30.113	111.0	1:49.172
3	27.117	118.7	53.402	105.2	30.307	111.0	1:50.826	9	26.661	120.6	52.145	105.1	30.737	110.8	1:49.543
4	26.952	120.2	52.982	105.1	30.391	110.8	1:50.325	10	26.840	120.4	53.782	104.6	30.147	111.1	1:50.769
5	26.870	120.0	52.465	105.1	30.186	111.0	1:49.521	11	26.682	120.8	52.540	105.2	29.972	111.3	1:49.194
6	26.802	120.8	52.355	105.6	30.488	111.0	1:49.645	12							

40 Paul Hogarth (GA2)								BMW E30 M3							
lap	Sect-1	Speed	Sect-2	Speed	Sect-3	Speed	Laptime Pit	lap	Sect-1	Speed	Sect-2	Speed	Sect-3	Speed	Laptime Pit
1		115.3	56.277	101.2	31.117	107.4	2:00.159	7	28.029	114.5	55.416	102.1	31.090	107.2	1:54.535
2	29.270	116.3	55.335	101.9	31.163	107.1	1:55.768	8	27.955	115.9	55.309	101.3	31.078	106.4	1:54.342
3	27.912	116.5	55.052	101.2	30.948	107.1	1:53.912	9	27.820	115.7	54.744	101.3	31.395	106.7	1:53.959
4	27.527	116.9	54.402	101.8	30.801	105.7	1:52.730	10	28.220	115.9	54.717	101.3	31.634	106.7	1:54.571
5	27.450	117.9	55.108	102.2	31.253	105.9	1:53.811	11	27.766	116.3	54.925	100.4	31.368	105.9	1:54.059
6	27.930	116.3	55.248	101.9	31.099	107.4	1:54.277	12							

61 Tom Houlbrook (GA2)								BMW E30 M3							
lap	Sect-1	Speed	Sect-2	Speed	Sect-3	Speed	Laptime Pit	lap	Sect-1	Speed	Sect-2	Speed	Sect-3	Speed	Laptime Pit
1		108.8	58.367	97.9	32.228	102.8	2:05.815	7	28.654	111.3	55.291	98.5	31.515	103.6	1:55.460
2	29.361	109.3	56.231	98.4	31.803	104.2	1:57.395	8	28.761	112.4	54.733	98.7	31.908	100.3	1:55.402
3	28.984	109.9	56.919	97.5	32.305	103.4	1:58.208	9	29.252	110.8	56.213	93.4	31.382	103.1	1:56.847
4	29.232	110.0	55.792	98.9	31.383	103.4	1:56.407	10	28.965	110.8	55.196	98.7	32.244	100.2	1:56.405
5	28.900	111.1	55.859	94.7	31.636	103.8	1:56.395	11	29.099	111.3	55.413	99.1	31.843	102.0	1:56.355
6	29.032	110.2	54.748	98.4	31.219	103.4	1:54.999	12							



Session Start: 14:00:12 - Finish: 14:20:23

Weather/Track Conditions: Cloud/Dry

Circuit: Oulton Park International

Track Length: 4.332 Km - 2.6918 miles

Printed: 27-08-2018 - 14:23

# Oulton Park Gold Cup Historic Race Meeting - 25 - 27 Aug 2018

## HSCC/TCRE Super Touring Cars

### Race 15 - Sector Analysis

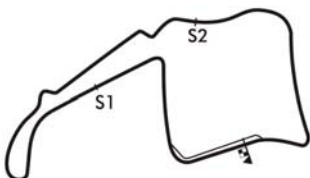
67 Tony Absolom (ST2)							Vauxhall Cavalier										
lap	Sect-1	Speed	Sect-2	Speed	Sect-3	Speed	Laptime	Pit	lap	Sect-1	Speed	Sect-2	Speed	Sect-3	Speed	Laptime	Pit
1		113.9	58.063	97.9	32.112	105.1	2:03.783		2								

75 Jonathan White (ST4)							Alfa Romeo 156 S2000										
lap	Sect-1	Speed	Sect-2	Speed	Sect-3	Speed	Laptime	Pit	lap	Sect-1	Speed	Sect-2	Speed	Sect-3	Speed	Laptime	Pit
1		111.7	1:00.118	89.9	36.342	94.3	2:12.667		6	30.241	109.1	57.343	95.1	34.344	103.8	2:01.928	
2	31.637	103.8	1:00.319	91.7	35.351	102.0	2:07.307		7	28.939	113.2	56.703	95.1	33.424	103.6	1:59.066	
3	31.252	109.3	1:00.556	90.0	35.125	102.0	2:06.933		8	28.836	111.3	56.156	96.4	32.786	104.4	1:57.778	
4	30.197	106.7	59.376	91.2	34.599	100.0	2:04.172		9	28.910	97.8	1:00.047	93.5	33.308	104.2	2:02.265	
5	30.478	108.1	58.648	93.6	34.415	103.3	2:03.541		10	28.458	112.6	56.148	96.6	32.841	104.2	1:57.447	

79 Mark Jones (ST1)							Renault Laguna										
lap	Sect-1	Speed	Sect-2	Speed	Sect-3	Speed	Laptime	Pit	lap	Sect-1	Speed	Sect-2	Speed	Sect-3	Speed	Laptime	Pit
1		115.7	55.293	101.9	30.919	109.2	1:57.963		7	26.703	120.0	52.149	105.2	30.329	106.7	1:49.181	
2	27.707	118.1	53.788	103.5	30.584	109.9	1:52.079		8	26.605	120.8	52.031	106.1	29.969	109.7	1:48.605	
3	27.451	119.1	54.900	103.5	30.257	109.7	1:52.608		9	26.996	120.8	52.275	104.9	30.217	110.4	1:49.488	
4	27.149	118.5	52.698	105.2	30.509	109.5	1:50.356		10	27.211	120.4	53.388	104.8	30.233	110.0	1:50.832	
5	26.811	120.0	52.200	104.8	30.025	109.9	1:49.036		11	27.021	118.5	52.763	105.9	30.531	108.6	1:50.315	
6	26.659	120.4	52.176	105.4	30.061	110.0	1:48.896		12								

97 Neil Smith (ST1)							Alfa Romeo 156										
lap	Sect-1	Speed	Sect-2	Speed	Sect-3	Speed	Laptime	Pit	lap	Sect-1	Speed	Sect-2	Speed	Sect-3	Speed	Laptime	Pit
1		116.9	54.783	101.3	30.957	107.4	1:56.868		7	26.444	120.2	52.521	103.2	30.242	109.0	1:49.207	
2	28.063	117.1	53.525	102.5	30.957	106.1	1:52.545		8	26.398	118.7	52.401	103.0	30.200	108.6	1:48.999	
3	27.505	118.3	54.320	103.3	30.092	109.2	1:51.917		9	26.768	119.5	52.327	104.1	30.312	109.2	1:49.407	
4	27.092	117.7	53.467	103.8	30.323	108.8	1:50.882		10	26.821	120.2	53.618	103.2	30.345	108.8	1:50.784	
5	26.659	119.3	52.392	103.3	29.942	109.0	1:48.993		11	26.677	117.9	53.071	103.6	30.566	108.4	1:50.314	
6	26.417	120.4	52.753	103.6	30.007	109.0	1:49.177		12								

98 John Cleland (ST4)							Vauxhall Vectra										
lap	Sect-1	Speed	Sect-2	Speed	Sect-3	Speed	Laptime	Pit	lap	Sect-1	Speed	Sect-2	Speed	Sect-3	Speed	Laptime	Pit
1		117.5	55.038	100.9	30.688	108.4	1:57.014		7	26.831	119.1	52.306	103.3	29.979	109.9	1:49.116	
2	28.177	116.9	53.654	104.0	30.598	109.3	1:52.429		8	26.465	119.5	51.957	104.3	29.779	109.2	1:48.201	
3	27.176	118.1	53.704	103.0	30.503	108.6	1:51.383		9	26.545	119.1	52.383	104.3	29.833	109.3	1:48.761	
4	27.436	118.5	53.005	102.9	30.168	108.8	1:50.609		10	26.512	119.5	52.161	103.6	29.709	109.9	1:48.382	
5	26.944	118.5	52.352	103.5	29.840	108.8	1:49.136		11	26.532	120.0	51.822	104.9	29.718	109.9	1:48.072	
6	26.830	119.3	52.338	103.6	29.798	109.2	1:48.966		12								



Session Start: 14:00:12 - Finish: 14:20:23

Weather/Track Conditions: Cloud/Dry

Circuit: Oulton Park International

Track Length: 4.332 Km - 2.6918 miles

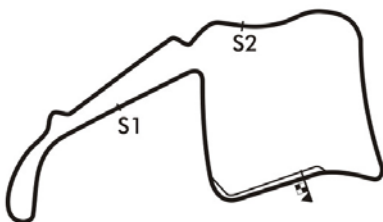
Printed: 27-08-2018 - 14:23

# Oulton Park Gold Cup Historic Race Meeting - 25 - 27 Aug 2018

## HSCC/TCRE Super Touring Cars

### Race 15 - Best Sector Times

	SECTOR 1			SECTOR 2			SECTOR 3			IDEAL / BEST LAP COMPARISON					
	NO	TIME	LAP	NO	TIME	LAP	NO	TIME	LAP	NO	NAME	BEST	IN	IDEAL	DIFF
1	4	26.317	10	98	51.822	11	4	29.518	8	4	Jason Minshaw	1:47.914	8	1:47.771	+0.143
2	97	26.398	8	4	51.936	9	98	29.709	10	98	John Cleland	1:48.072	11	1:47.996	+0.076
3	98	26.465	8	79	52.031	8	97	29.942	5	79	Mark Jones	1:48.605	8	1:48.605	+0.000
4	79	26.605	8	28	52.145	9	79	29.969	8	97	Neil Smith	1:48.993	5	1:48.667	+0.326
5	28	26.653	8	97	52.327	9	28	29.972	11	28	Jason Hughes	1:49.172	8	1:48.770	+0.402
6	40	27.450	5	17	54.219	4	17	30.776	4	40	Paul Hogarth	1:52.730	4	1:52.653	+0.077
7	17	27.495	5	40	54.402	4	40	30.801	4	17	Mark Smith	1:52.855	4	1:52.490	+0.365
8	23	28.127	2	61	54.733	8	61	31.219	6	61	Tom Houlbrook	1:54.999	6	1:54.606	+0.393
9	27	28.278	8	27	54.884	8	27	31.779	6	27	Allan Scott	1:55.498	8	1:54.941	+0.557
10	75	28.458	10	75	56.148	10	23	32.024	1	75	Jonathan White	1:57.447	10	1:57.392	+0.055
11	67	28.630	2	23	56.838	1	67	32.112	1	67	Tony Absolom	2:03.783	1	1:58.805	+4.978
12	61	28.654	7	67	58.063	1	75	32.786	8	23	Dan Wheeler	2:04.419	1	1:56.989	+7.430



Session Start: 14:00:12 - Finish: 14:20:23

Weather/Track Conditions: Cloud/Dry

Circuit: Oulton Park International

Track Length: 4.332 Km - 2.6918 miles

Printed: 27-08-2018 - 14:23

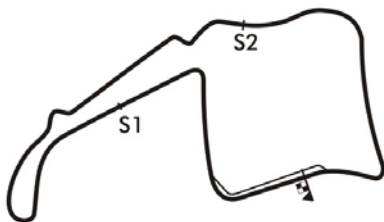


# Oulton Park Gold Cup Historic Race Meeting - 25 - 27 Aug 2018

## HSCC/TCRE Super Touring Cars

### Race 15 - Best Sector Speeds

	NO	SECTOR 1	MPH	NO	SECTOR 2	MPH	NO	SECTOR 3	MPH
1	4	Jason Minshaw	123.0	4	Jason Minshaw	106.7	4	Jason Minshaw	112.1
2	28	Jason Hughes	121.9	79	Mark Jones	106.1	28	Jason Hughes	111.3
3	79	Mark Jones	120.8	28	Jason Hughes	105.6	79	Mark Jones	110.4
4	97	Neil Smith	120.4	98	John Cleland	104.9	98	John Cleland	109.9
5	98	John Cleland	120.0	97	Neil Smith	104.1	97	Neil Smith	109.2
6	40	Paul Hogarth	117.9	40	Paul Hogarth	102.2	40	Paul Hogarth	107.4
7	17	Mark Smith	117.7	17	Mark Smith	102.1	17	Mark Smith	106.7
8	27	Allan Scott	115.1	27	Allan Scott	99.7	23	Dan Wheeler	105.4
9	23	Dan Wheeler	114.7	61	Tom Houlbrook	99.1	67	Tony Absolom	105.1
10	67	Tony Absolom	113.9	67	Tony Absolom	97.9	27	Allan Scott	104.9
11	75	Jonathan White	113.2	75	Jonathan White	96.6	75	Jonathan White	104.4
12	61	Tom Houlbrook	112.4	23	Dan Wheeler	91.0	61	Tom Houlbrook	104.2



Session Start: 14:00:12 - Finish: 14:20:23

Weather/Track Conditions: Cloud/Dry

Circuit: Oulton Park International

Track Length: 4.332 Km - 2.6918 miles

Printed: 27-08-2018 - 14:23



# Oulton Park Gold Cup Historic Race Meeting - 25 - 27 Aug 2018

## HSCC/TCRE Super Touring Cars

### Race 15 - Lap Chart

Lap 1			Lap 2			Lap 3			Lap 4			Lap 5			Lap 6		
NO	Behind	Laptime	NO	Behind	Laptime	NO	Behind	Laptime	NO	Behind	Laptime	NO	Behind	Laptime	NO	Behind	Laptime
97		1:56.868	97		1:52.545	98		1:51.383	98		1:50.609	98		1:49.136	98		1:48.966
98	0.146	1:57.014	98	0.030	1:52.429	97	0.504	1:51.917	97	0.777	1:50.882	97	0.634	1:48.993	97	0.845	1:49.177
79	1.095	1:57.963	79	0.629	1:52.079	79	1.824	1:52.608	79	1.571	1:50.356	79	1.471	1:49.036	79	1.401	1:48.896
17	3.084	1:59.952	28	2.894	1:52.050	28	2.307	1:50.826	28	2.023	1:50.325	28	2.408	1:49.521	28	3.087	1:49.645
40	3.291	2:00.159	4	4.603	1:51.818	4	5.437	1:52.247	4	4.881	1:50.053	4	4.990	1:49.245	4	6.106	1:50.082
28	3.389	2:00.257	40	6.514	1:55.768	40	9.013	1:53.912	40	11.134	1:52.730	40	15.809	1:53.811	40	21.120	1:54.277
4	5.330	2:02.198	17	7.316	1:56.777	17	9.424	1:53.521	17	11.670	1:52.855	17	16.246	1:53.712	17	21.431	1:54.151
27	6.001	2:02.869	27	10.392	1:56.936	27	16.346	1:57.367	27	23.818	1:58.081	27	31.560	1:56.878	27	38.747	1:56.153
67	6.915	2:03.783	61	13.797	1:57.395	61	20.592	1:58.208	61	26.390	1:56.407	61	33.649	1:56.395	61	39.682	1:54.999
23	7.551	2:04.419	23	29.595	2:14.589	75	46.081	2:06.933	75	59.644	2:04.172	75	1:14.049	2:03.541	75	1:27.011	2:01.928
61	8.947	2:05.815	75	30.561	2:07.307				23	1 LAP	4:34.859						
75	15.799	2:12.667															

Session Start: 14:00:12 - Finish: 14:20:23

Weather/Track Conditions: Cloud/Dry

Circuit: Oulton Park International

Track Length: 4.332 Km - 2.6918 miles

Printed: 27-08-2018 - 14:24

# Oulton Park Gold Cup Historic Race Meeting - 25 - 27 Aug 2018

## HSCC/TCRE Super Touring Cars

### Race 15 - Lap Chart

Lap 7			Lap 8			Lap 9			Lap 10			Lap 11		
NO	Behind	Laptime	NO	Behind	Laptime	NO	Behind	Laptime	NO	Behind	Laptime	NO	Behind	Laptime
98		1:49.116	98		1:48.201	98		1:48.761	98		1:48.382	98		1:48.072
97	0.936	1:49.207	97	1.734	1:48.999	97	2.380	1:49.407	97	4.782	1:50.784	97	7.024	1:50.314
79	1.466	1:49.181	79	1.870	1:48.605	79	2.597	1:49.488	79	5.047	1:50.832	79	7.290	1:50.315
28	3.448	1:49.477	28	4.419	1:49.172	4	4.927	1:48.232	4	6.709	1:50.164	4	8.169	1:49.532
4	5.743	1:48.753	4	5.456	1:47.914	28	5.201	1:49.543	28	7.588	1:50.769	28	8.710	1:49.194
40	26.539	1:54.535	40	32.680	1:54.342	40	37.878	1:53.959	75	1 LAP	2:02.265	75	1 LAP	1:57.447
17	26.834	1:54.519	17	33.274	1:54.641	17	38.095	1:53.582	40	44.067	1:54.571	40	50.054	1:54.059
27	45.639	1:56.008	27	52.936	1:55.498	27	1:00.911	1:56.736	17	44.416	1:54.703	17	50.319	1:53.975
61	46.026	1:55.460	61	53.227	1:55.402	61	1:01.313	1:56.847	27	1:09.118	1:56.589	27	1:17.476	1:56.430
75	1:36.961	1:59.066	75	1:46.538	1:57.778				61	1:09.336	1:56.405	61	1:17.619	1:56.355

**Session Start: 14:00:12 - Finish: 14:20:23**

**Weather/Track Conditions: Cloud/Dry**

**Circuit: Oulton Park International**

**Track Length: 4.332 Km - 2.6918 miles**

**Printed: 27-08-2018 - 14:24**