



Results Booklet



Timing & Results by MST SYSTEMS Ltd.
www.mstworld.com

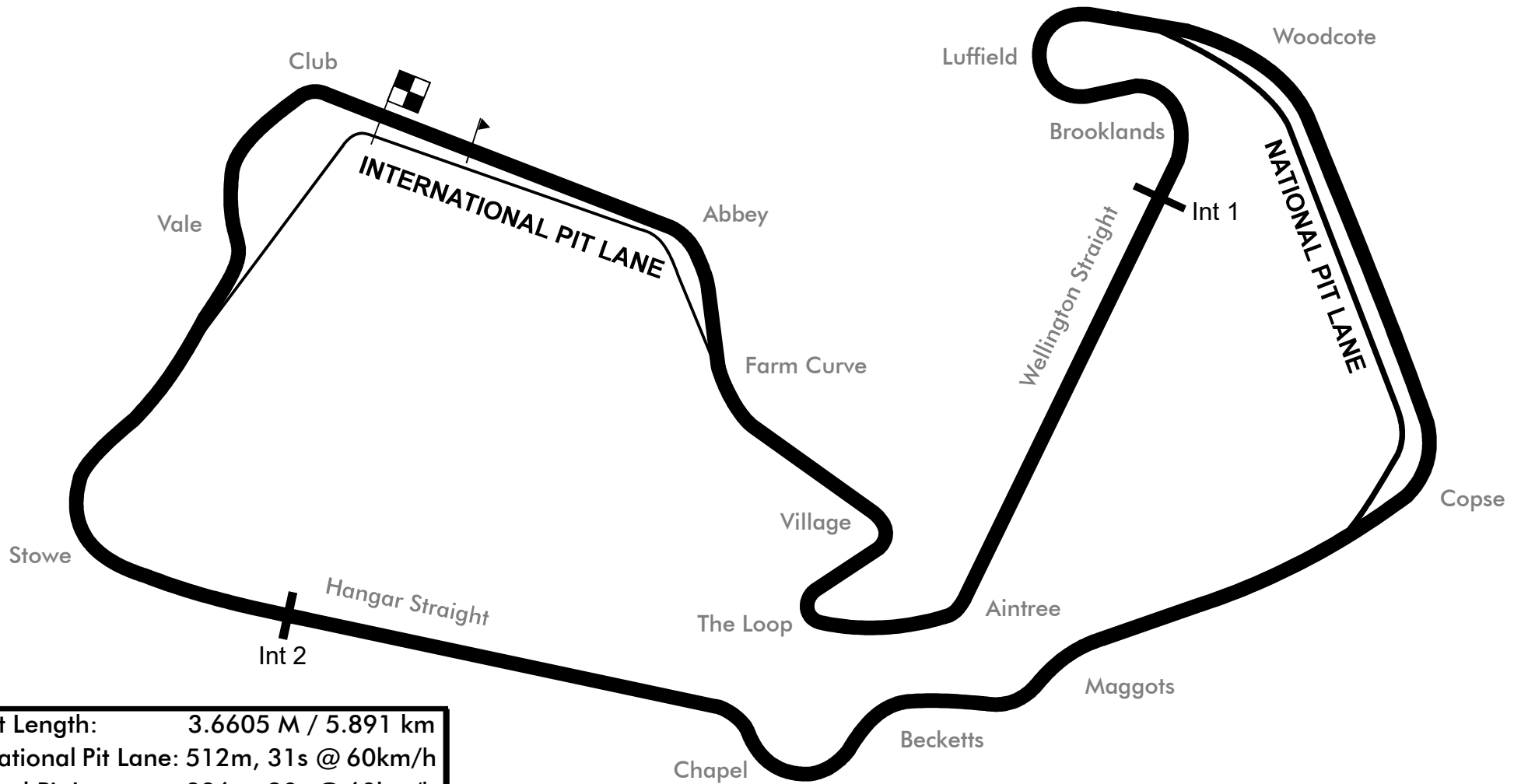
© MST SYSTEMS Ltd 2018
The Haysfield, Spring Lane North, Malvern WR14 1GF
t: +44 (0) 1684 560614 e: timing@mstworld.com



Silverstone Classic

20|21|22 JULY 2018

Silverstone Grand Prix Circuit



Circuit Length:	3.6605 M / 5.891 km
International Pit Lane:	512m, 31s @ 60km/h
National Pit Lane:	336m, 20s @ 60km/h
Intermediate 1:	1.757 km
Intermediate 2:	4.760 km
Start line offset:	132.3 m



Silverstone Classic - 20 - 22 Jul 2018

JET Super Touring Car Trophy Qualifying for Race 8 - Classification

Sheet No:

POS	NO	DRIVER/S	CLASS	CLASS POS	CAR MAKE / MODEL	TIME	ON	LAPS	GAP	DIFF	MPH
1	4	Rickard Rydell	ST1	1	Volvo S40	2:17.529	7	8			95.82
2	3	James Dodd	ST1	2	Honda Accord	2:17.572	5	6	0.043	0.043	95.79
3	50	Abigail Eaton	GA6	1	Holden Commodore	2:20.320	6	8	2.791	2.748	93.91
4	1	John Pearson	ST1	3	Audi A4	2:20.591	6	7	3.062	0.271	93.73
5	98	John Cleland	ST1	4	Vauxhall Vectra	2:20.758	7	8	3.229	0.167	93.62
6	28	Jason Hughes	ST1	5	Vauxhall Vectra	2:20.855	6	7	3.326	0.097	93.56
7	37	Simon Garrad	ST1	6	Williams Renault Laguna	2:21.372	4	7	3.843	0.517	93.21
8	97	Neil Smith	ST1	7	Alfa Romeo 156	2:21.772	5	7	4.243	0.400	92.95
9	144	Paul Pochciol	GA4	1	Jaguar XJ12C	2:22.203	2	6	4.674	0.431	92.67
10	44	Guy Minshaw	ST2	1	Audi A4	2:23.854	3	7	6.325	1.651	91.61
11	17	Mark Smith	GA2	1	BMW E30 M3	2:25.589	7	7	8.060	1.735	90.51
12	27	Allan Walter Scott	ST2	2	Mazda 323F	2:25.970	4	7	8.441	0.381	90.28
13	61	Tom Houlbrook	GA2	2	BMW E30 M3	2:27.939	7	7	10.410	1.969	89.08
14	14	Jan Van Elderen	GA1	1	Ford Sierra RS500	2:29.246	7	7	11.717	1.307	88.30
15	114	Andrew Hack	ST2	3	Peugeot 405	2:29.669	3	4	12.140	0.423	88.05
16	67	Tony Absolom	ST2	4	Vauxhall Cavalier	2:29.772	7	7	12.243	0.103	87.99
17	25	Bruce Miles	ST1	8	BMW 320	2:31.148	2	6	13.619	1.376	87.18
18	7	Frisco	ST4	1	Nissan Primera	2:31.361	4	7	13.832	0.213	87.06
19	23	Dan Wheeler	ST1	9	Nissan Primera	2:31.782	3	3	14.253	0.421	86.82
20	30	Gary Pearson	ST4	2	Alfa Romeo 156SP	2:32.812	2	3	15.283	1.030	86.24
21	36	Keith Butcher	ST2	5	Audi A4	2:33.387	6	7	15.858	0.575	85.91
22	11	Steffan Irmiler	ST2	6	Opel Astra ST	2:36.721	5	6	19.192	3.334	84.08
23	117	Duncan McKay	GP1	1	Ford Capri	2:37.720	3	6	20.191	0.999	83.55
24	128	Scott O'Donnell	GP1	2	Ford Capri	2:40.036	5	7	22.507	2.316	82.34
25	41	George Pochciol	GP1	3	Ford Capri	2:43.316	6	6	25.787	3.280	80.69
26	8	Bernard Hogarth-Marcus Hogarth	ST4	3	Honda Integra Type R			1			0.00

Car timed as 23 (from period side number) requires a working transponder - Regulation Q.12.2.1 refers.

A 30 second penalty will be applied if not working in the race.

Session Start: 16:42:58 - Finish: 17:01:04

Weather/Track Conditions: Overcast / Dry

Circuit: Silverstone Grand Prix Wing

Track Length: 5.891 Km - 3.6605 miles

These results are provisional until the conclusion of any judicial and technical matters.

Clerk of the Course: Julian Floyd	Timekeeper: Nick Palmer	Issued at:
--	--------------------------------	------------

Silverstone Classic - 20 - 22 Jul 2018

JET Super Touring Car Trophy Qualifying for Race 8 - Sector Analysis

1 John Pearson (ST1)								Audi A4							
lap	Sect-1	Speed	Sect-2	Speed	Sect-3	Speed	Laptime Pit	lap	Sect-1	Speed	Sect-2	Speed	Sect-3	Speed	Laptime Pit
1	Out	122.0	1:13.184	127.6	30.922	96.9	2:26.884	5	Out	125.2	1:10.855	112.2	30.984	100.5	3:45.486 P
2	43.764	125.0	1:11.372	130.3	30.496	94.3	2:25.632	6	42.787	141.9	1:08.899	131.8	28.905	100.5	2:20.591
3	45.010	125.4	1:10.783	129.8	31.089	99.2	2:26.882	7	46.570	110.7	1:14.090	125.4	In		2:30.724 P
4	43.594	132.6	1:11.660	132.6	In		2:25.091 P	8							

3 James Dodd (ST1)								Honda Accord							
lap	Sect-1	Speed	Sect-2	Speed	Sect-3	Speed	Laptime Pit	lap	Sect-1	Speed	Sect-2	Speed	Sect-3	Speed	Laptime Pit
1	Out	108.2	1:10.102	137.0	30.765	96.5	2:20.649	4	41.973	130.6	1:07.848	137.2	28.743	101.1	2:18.564
2	45.845	115.5	1:09.360	136.1	29.660	102.0	2:24.865	5	41.646	130.6	1:07.211	138.1	28.715	98.6	2:17.572
3	42.530	130.1	1:09.623	136.1	29.047	102.2	2:21.200	6	43.967	124.0	1:10.308	108.1	In		2:25.544 P

4 Rickard Rydell (ST1)								Volvo S40							
lap	Sect-1	Speed	Sect-2	Speed	Sect-3	Speed	Laptime Pit	lap	Sect-1	Speed	Sect-2	Speed	Sect-3	Speed	Laptime Pit
1	Out	114.3	1:12.587	134.5	29.699	102.5	2:24.522	5	41.817	127.8	1:07.371	135.6	28.733	101.1	2:17.921
2	45.023	113.7	1:08.360	135.3	33.709	101.7	2:27.092	6	45.346	126.9	1:09.661	134.2	29.341	103.0	2:24.348
3	41.807	129.1	1:07.080	138.1	30.322	97.4	2:19.209	7	41.743	127.3	1:06.726	136.7	29.060	101.9	2:17.529
4	42.365	128.1	1:08.876	134.5	29.038	102.6	2:20.279	8	44.606	118.6	1:10.979	134.8	29.614	102.0	2:25.199

7 Frisco (ST4)								Nissan Primera							
lap	Sect-1	Speed	Sect-2	Speed	Sect-3	Speed	Laptime Pit	lap	Sect-1	Speed	Sect-2	Speed	Sect-3	Speed	Laptime Pit
1	Out	107.4	1:18.664	123.1	34.110	90.5	2:37.809	5	46.887	116.5	1:13.660	131.6	31.381	95.4	2:31.928
2	48.674	117.5	1:15.193	129.8	32.713	90.8	2:36.580	6	45.106	123.4	1:25.060	119.8	31.830	93.9	2:41.996
3	48.707	120.3	1:14.921	128.8	31.636	93.4	2:35.264	7	45.056	124.3	1:48.615	116.3	34.763	84.8	3:08.434
4	46.267	121.8	1:13.662	129.8	31.432	94.2	2:31.361	8							

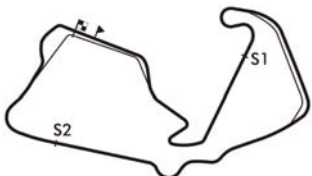
8 Hogarth/Hogarth (ST4)								Honda Integra Type R							
lap	Sect-1	Speed	Sect-2	Speed	Sect-3	Speed	Laptime Pit	lap	Sect-1	Speed	Sect-2	Speed	Sect-3	Speed	Laptime Pit
1	Out	110.6	1:15.279	123.4	31.259	93.9	2:32.194	2							

11 Steffan Irmiler (ST2)								Opel Astra ST							
lap	Sect-1	Speed	Sect-2	Speed	Sect-3	Speed	Laptime Pit	lap	Sect-1	Speed	Sect-2	Speed	Sect-3	Speed	Laptime Pit
1	Out	107.7	1:33.361	119.4	36.149	82.9	2:59.738	4	47.584	111.8	1:17.209	124.3	32.068	88.7	2:36.861
2	49.159	108.6	1:18.536	123.6	32.998	89.0	2:40.693	5	47.234	114.7	1:15.907	123.4	33.580	86.6	2:36.721
3	47.909	110.7	1:16.420	124.5	33.093	90.1	2:37.422	6	48.104	119.2	1:21.025	120.1	In		2:50.223 P

14 Jan Van Elderen (GA1)								Ford Sierra RS500							
lap	Sect-1	Speed	Sect-2	Speed	Sect-3	Speed	Laptime Pit	lap	Sect-1	Speed	Sect-2	Speed	Sect-3	Speed	Laptime Pit
1	Out	99.6	1:17.239	125.9	32.594	93.9	2:35.797	5	45.682	123.6	1:13.183	137.0	32.412	95.4	2:31.277
2	46.004	112.2	1:13.013	129.3	34.030	96.9	2:33.047	6	45.933	116.1	1:12.559	136.7	31.794	96.6	2:30.286
3	46.322	110.4	1:13.752	135.0	32.510	90.5	2:32.584	7	45.524	124.0	1:12.145	138.4	31.577	96.2	2:29.246
4	47.747	111.1	1:13.153	133.7	33.068	96.3	2:33.968	8							

17 Mark Smith (GA2)								BMW E30 M3							
lap	Sect-1	Speed	Sect-2	Speed	Sect-3	Speed	Laptime Pit	lap	Sect-1	Speed	Sect-2	Speed	Sect-3	Speed	Laptime Pit
1	Out	113.4	1:19.006	129.1	31.801	94.5	2:36.688	5	44.449	121.8	1:11.437	131.6	31.480	93.1	2:27.366
2	45.205	122.0	1:12.217	132.6	30.041	97.0	2:27.463	6	46.129	121.1	1:10.797	131.8	30.180	95.6	2:27.106
3	44.173	122.9	1:11.669	131.6	30.816	94.7	2:26.658	7	44.201	121.1	1:10.930	129.3	30.458	93.9	2:25.589
4	43.804	123.6	1:12.329	130.6	30.584	93.5	2:26.717	8							

23 Dan Wheeler (ST1)								Nissan Primera							
lap	Sect-1	Speed	Sect-2	Speed	Sect-3	Speed	Laptime Pit	lap	Sect-1	Speed	Sect-2	Speed	Sect-3	Speed	Laptime Pit
1							2:34.726	3							2:31.782
2			In		In		5:15.450 P	4							



Session Start: 16:42:58 - Finish: 17:01:04

Weather/Track Conditions: Overcast / Dry

Circuit: Silverstone Grand Prix Wing

Track Length: 5.891 Km - 3.6605 miles

Printed: 20-07-2018 - 17:09

Silverstone Classic - 20 - 22 Jul 2018

JET Super Touring Car Trophy Qualifying for Race 8 - Sector Analysis

25 Bruce Miles (ST1)								BMW 320							
lap	Sect-1	Speed	Sect-2	Speed	Sect-3	Speed	Laptime Pit	lap	Sect-1	Speed	Sect-2	Speed	Sect-3	Speed	Laptime Pit
1	Out	116.3	1:16.048	128.6	32.477	90.8	2:31.827	4	46.065	120.5	1:15.428	129.8	33.473	82.8	2:34.966
2	45.663	123.1	1:13.540	130.1	31.945	93.5	2:31.148	5	47.277	121.1	1:34.358	67.4	34.879	88.2	2:56.514
3	46.538	120.5	1:15.264	130.8	32.141	86.6	2:33.943	6	46.762	123.8	4:03.783	126.1	32.898	89.4	5:23.443

27 Allan Walter Scott (ST2)								Mazda 323F							
lap	Sect-1	Speed	Sect-2	Speed	Sect-3	Speed	Laptime Pit	lap	Sect-1	Speed	Sect-2	Speed	Sect-3	Speed	Laptime Pit
1	Out	115.9	1:13.375	126.9	31.616	88.1	2:27.718	5	45.244	115.9	1:12.444	128.3	In		2:34.247 P
2	45.322	121.4	1:11.324	130.3	30.258	95.6	2:26.904	6	Out	119.0	1:14.021	129.8	31.734	92.6	3:45.888 P
3	44.681	120.7	1:11.083	129.3	30.526	95.4	2:26.290	7	45.731	119.6	1:15.676	128.3	31.709	92.3	2:33.116
4	44.266	120.1	1:11.249	128.6	30.455	95.0	2:25.970	8							

28 Jason Hughes (ST1)								Vauxhall Vectra							
lap	Sect-1	Speed	Sect-2	Speed	Sect-3	Speed	Laptime Pit	lap	Sect-1	Speed	Sect-2	Speed	Sect-3	Speed	Laptime Pit
1	Out	123.4	1:12.946	132.9	30.584	98.3	2:23.943	5	43.272	127.6	1:09.751	135.0	29.743	98.9	2:22.766
2	43.559	126.4	1:09.073	134.2	29.863	94.0	2:22.495	6	42.731	128.6	1:08.897	135.0	29.227	99.9	2:20.855
3	43.143	128.3	1:12.090	134.8	29.649	101.4	2:24.882	7	48.459	94.5	1:15.138	109.5	In		2:37.479 P
4	42.959	127.8	1:09.790	136.1	29.573	101.7	2:22.322	8							

30 Gary Pearson (ST4)								Alfa Romeo 156SP							
lap	Sect-1	Speed	Sect-2	Speed	Sect-3	Speed	Laptime Pit	lap	Sect-1	Speed	Sect-2	Speed	Sect-3	Speed	Laptime Pit
1	Out	97.5	1:18.927	120.1	32.416	86.5	2:38.072	3	45.722	112.6	1:26.482	111.5	In		2:46.715 P
2	46.292	114.9	1:15.488	122.5	31.032	91.3	2:32.812	4							

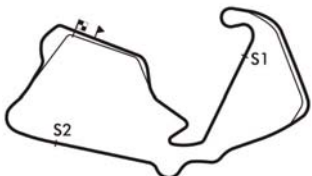
36 Keith Butcher (ST2)								Audi A4							
lap	Sect-1	Speed	Sect-2	Speed	Sect-3	Speed	Laptime Pit	lap	Sect-1	Speed	Sect-2	Speed	Sect-3	Speed	Laptime Pit
1	Out	110.4	1:19.362	121.1	33.725	88.1	2:39.551	5	47.258	115.7	1:15.528	125.7	32.474	91.0	2:35.260
2	48.535	112.6	1:16.493	113.0	In		2:44.964 P	6	46.550	119.4	1:15.063	125.9	31.774	88.6	2:33.387
3	Out	116.3	1:15.618	124.0	32.490	89.4	3:30.448 P	7	47.152	116.1	1:18.875	112.4	35.048	88.8	2:41.075
4	47.049	115.5	1:17.445	124.3	32.886	85.3	2:37.380	8							

37 Simon Garrad (ST1)								Williams Renault Laguna							
lap	Sect-1	Speed	Sect-2	Speed	Sect-3	Speed	Laptime Pit	lap	Sect-1	Speed	Sect-2	Speed	Sect-3	Speed	Laptime Pit
1	Out	102.0	1:15.260	134.2	33.081	92.6	2:31.922	5	42.863	129.1	1:09.049	135.3	30.049	100.0	2:21.961
2	44.482	126.1	1:09.988	136.4	29.688	100.3	2:24.158	6	43.005	128.8	1:09.630	135.6	30.061	99.9	2:22.696
3	43.120	129.6	1:09.752	136.7	29.781	99.9	2:22.653	7	44.834	112.8	1:14.525	126.6	32.442	94.0	2:31.801
4	42.725	127.8	1:08.873	135.0	29.774	99.6	2:21.372	8							

41 George Pochciol (GP1)								Ford Capri							
lap	Sect-1	Speed	Sect-2	Speed	Sect-3	Speed	Laptime Pit	lap	Sect-1	Speed	Sect-2	Speed	Sect-3	Speed	Laptime Pit
1	Out	96.4	1:23.554	120.7	35.051	78.3	2:45.127	4	49.575	113.9	1:19.578	123.1	35.520	82.3	2:44.673
2	50.595	111.7	1:21.130	122.7	34.675	84.1	2:46.400	5	49.181	114.3	1:19.518	122.7	34.689	85.0	2:43.388
3	50.709	112.6	1:20.374	121.4	34.093	85.0	2:45.176	6	49.825	112.2	1:19.395	121.8	34.096	82.1	2:43.316

44 Guy Minshaw (ST2)								Audi A4							
lap	Sect-1	Speed	Sect-2	Speed	Sect-3	Speed	Laptime Pit	lap	Sect-1	Speed	Sect-2	Speed	Sect-3	Speed	Laptime Pit
1	Out	118.1	1:13.491	128.3	31.379	97.9	2:27.991	5	44.210	122.9	1:10.590	128.1	31.847	92.2	2:26.647
2	44.021	125.4	1:10.962	127.6	29.819	97.7	2:24.802	6	44.708	125.4	1:09.955	128.6	29.584	98.7	2:24.247
3	43.760	124.3	1:10.171	128.3	29.923	97.4	2:23.854	7	43.986	125.9	1:10.522	128.6	30.197	97.6	2:24.705
4	44.139	123.6	1:09.516	127.3	30.323	97.7	2:23.978	8							

50 Abigail Eaton (GA6)								Holden Commodore							
lap	Sect-1	Speed	Sect-2	Speed	Sect-3	Speed	Laptime Pit	lap	Sect-1	Speed	Sect-2	Speed	Sect-3	Speed	Laptime Pit
1	Out	104.9	1:10.791	141.9	30.442	98.4	2:24.438	5	42.757	133.7	1:09.150	139.2	29.932	97.7	2:21.839
2	43.178	132.4	1:08.571	142.8	29.801	97.7	2:21.550	6	42.600	133.7	1:08.123	143.1	29.597	100.0	2:20.320
3	42.810	132.6	1:08.949	141.6	30.876	94.8	2:22.635	7	42.437	132.6	1:15.161	132.4	29.695	100.9	2:27.293
4	43.544	128.6	1:08.204	142.5	29.725	99.3	2:21.473	8	43.214	133.2	1:07.729	142.8	30.144	98.7	2:21.087



Session Start: 16:42:58 - Finish: 17:01:04

Weather/Track Conditions: Overcast / Dry

Circuit: Silverstone Grand Prix Wing

Track Length: 5.891 Km - 3.6605 miles

Printed: 20-07-2018 - 17:09

Silverstone Classic - 20 - 22 Jul 2018

JET Super Touring Car Trophy Qualifying for Race 8 - Sector Analysis

61 Tom Houlbrook (GA2)								BMW E30 M3							
lap	Sect-1	Speed	Sect-2	Speed	Sect-3	Speed	Laptime Pit	lap	Sect-1	Speed	Sect-2	Speed	Sect-3	Speed	Laptime Pit
1	Out	99.6	1:17.812	128.8	31.888	90.6	2:35.543	5	45.711	121.6	1:12.533	130.1	30.682	95.8	2:28.926
2	45.434	116.3	1:13.037	130.1	31.129	94.2	2:29.600	6	44.604	122.0	1:12.573	130.6	30.903	96.5	2:28.080
3	44.840	120.1	1:13.452	130.3	30.925	94.3	2:29.217	7	44.639	121.8	1:11.971	131.3	31.329	94.7	2:27.939
4	45.345	122.0	1:12.338	129.6	32.955	82.7	2:30.638	8							

67 Tony Absolom (ST2)								Vauxhall Cavalier							
lap	Sect-1	Speed	Sect-2	Speed	Sect-3	Speed	Laptime Pit	lap	Sect-1	Speed	Sect-2	Speed	Sect-3	Speed	Laptime Pit
1	Out	94.3	1:18.777	127.6	33.171	90.1	2:37.121	5	45.129	113.4	1:13.653	126.9	32.758	87.3	2:31.540
2	46.588	115.3	1:14.392	128.1	32.586	92.6	2:33.566	6	46.010	118.8	1:12.747	127.8	31.258	93.1	2:30.015
3	46.207	116.9	1:14.986	126.9	31.883	92.2	2:33.076	7	44.877	116.3	1:13.382	128.3	31.513	92.2	2:29.772
4	45.602	115.1	1:13.730	126.9	31.320	92.0	2:30.652	8							

97 Neil Smith (ST1)								Alfa Romeo 156							
lap	Sect-1	Speed	Sect-2	Speed	Sect-3	Speed	Laptime Pit	lap	Sect-1	Speed	Sect-2	Speed	Sect-3	Speed	Laptime Pit
1	Out	107.5	1:15.049	132.6	31.477	96.7	2:28.726	5	43.333	124.7	1:08.882	133.4	29.557	99.2	2:21.772
2	44.437	124.5	1:09.473	132.6	29.887	98.4	2:23.797	6	43.520	125.7	1:09.558	132.9	29.609	98.3	2:22.687
3	43.082	124.3	1:09.970	131.6	29.512	98.9	2:22.564	7	43.740	115.1	1:13.334	117.1	32.229	98.3	2:29.303
4	44.165	123.6	1:09.534	132.9	29.487	99.0	2:23.186	8							

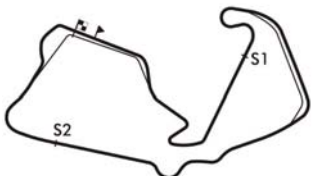
98 John Cleland (ST1)								Vauxhall Vectra							
lap	Sect-1	Speed	Sect-2	Speed	Sect-3	Speed	Laptime Pit	lap	Sect-1	Speed	Sect-2	Speed	Sect-3	Speed	Laptime Pit
1	Out	116.9	1:11.701	132.9	29.968	96.3	2:24.333	5	43.555	126.6	1:08.747	133.9	29.547	101.1	2:21.849
2	43.070	126.1	1:08.873	133.4	29.794	100.3	2:21.737	6	42.719	127.1	1:08.609	132.9	30.038	94.0	2:21.366
3	43.011	125.7	1:09.509	133.7	30.397	99.9	2:22.917	7	43.199	125.0	1:08.237	133.9	29.322	100.6	2:20.758
4	56.392	68.4	1:23.698	127.8	30.427	93.4	2:50.517	8	54.579	67.9	1:30.168	88.1	In		3:10.703 P

114 Andrew Hack (ST2)								Peugeot 405							
lap	Sect-1	Speed	Sect-2	Speed	Sect-3	Speed	Laptime Pit	lap	Sect-1	Speed	Sect-2	Speed	Sect-3	Speed	Laptime Pit
1	Out	107.4	1:16.854	120.5	32.245	91.7	2:35.644	3	45.913	112.2	1:13.153	119.4	30.603	91.2	2:29.669
2	46.441	110.7	1:13.709	121.8	31.284	92.6	2:31.434	4	46.643	110.9	1:18.703	104.7	In		2:43.977 P

117 Duncan McKay (GP1)								Ford Capri							
lap	Sect-1	Speed	Sect-2	Speed	Sect-3	Speed	Laptime Pit	lap	Sect-1	Speed	Sect-2	Speed	Sect-3	Speed	Laptime Pit
1	Out	90.9	1:20.260	126.1	34.074	61.7	2:41.003	4	48.493	104.9	1:16.554	125.7	33.491	69.9	2:38.538
2	50.303	111.3	1:18.540	124.5	32.528	87.8	2:41.371	5	51.724	110.6	1:16.189	126.4	32.311	87.9	2:40.224
3	48.208	114.3	1:16.675	125.7	32.837	89.0	2:37.720	6	50.253	104.4	1:18.514	122.7	In		2:47.561 P

128 Scott O'Donnell (GP1)								Ford Capri							
lap	Sect-1	Speed	Sect-2	Speed	Sect-3	Speed	Laptime Pit	lap	Sect-1	Speed	Sect-2	Speed	Sect-3	Speed	Laptime Pit
1	Out	107.2	1:23.056	116.7	35.960	81.8	2:48.079	5	48.587	116.1	1:18.110	122.9	33.339	86.3	2:40.036
2	48.920	104.9	1:19.212	123.6	33.863	83.4	2:41.995	6	48.611	110.7	1:17.944	123.1	34.043	85.8	2:40.598
3	48.569	108.8	1:18.655	123.1	33.931	87.2	2:41.155	7	1:01.747	67.9	1:35.865	115.7	33.889	84.2	3:11.501
4	48.462	115.5	1:26.799	93.3	37.128	84.0	2:52.389	8							

144 Paul Pochciol (GA4)								Jaguar XJ12C							
lap	Sect-1	Speed	Sect-2	Speed	Sect-3	Speed	Laptime Pit	lap	Sect-1	Speed	Sect-2	Speed	Sect-3	Speed	Laptime Pit
1	Out	114.7	1:12.051	142.5	32.288	94.3	2:26.180	4	Out	108.2	1:18.013	129.3	34.157	80.0	4:08.947 P
2	43.584	119.6	1:08.728	149.1	29.891	98.1	2:22.203	5	48.380	110.4	1:14.365	134.5	31.834	91.3	2:34.579
3	43.572	129.1	1:09.480	148.1	In		2:25.544 P	6	45.334	121.4	1:13.587	143.1	31.648	87.8	2:30.569



Session Start: 16:42:58 - Finish: 17:01:04

Weather/Track Conditions: Overcast / Dry

Circuit: Silverstone Grand Prix Wing

Track Length: 5.891 Km - 3.6605 miles

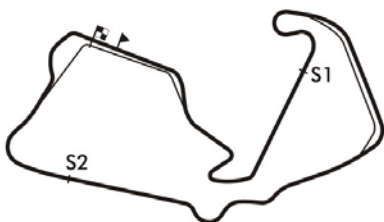
Printed: 20-07-2018 - 17:09

Silverstone Classic - 20 - 22 Jul 2018

JET Super Touring Car Trophy

Qualifying for Race 8 - Best Sector Times

SECTOR 1			SECTOR 2			SECTOR 3			IDEAL / BEST LAP COMPARISON						
NO	TIME	LAP	NO	TIME	LAP	NO	TIME	LAP	NO	NAME	BEST	IN	IDEAL	DIFF	
1	3	41.646	5	4	1:06.726	7	3	28.715	5	4	Rickard Rydell	2:17.529	7	2:17.202	+0.327
2	4	41.743	7	3	1:07.211	5	4	28.733	5	3	James Dodd	2:17.572	5	2:17.572	+0.000
3	50	42.437	7	50	1:07.729	8	1	28.905	6	50	Abigail Eaton	2:20.320	6	2:19.763	+0.557
4	98	42.719	6	98	1:08.237	7	28	29.227	6	1	John Pearson	2:20.591	6	2:20.591	+0.000
5	37	42.725	4	144	1:08.728	2	98	29.322	7	98	John Cleland	2:20.758	7	2:20.278	+0.480
6	28	42.731	6	37	1:08.873	4	97	29.487	4	28	Jason Hughes	2:20.855	6	2:20.855	+0.000
7	1	42.787	6	97	1:08.882	5	44	29.584	6	37	Simon Garrad	2:21.372	4	2:21.286	+0.086
8	97	43.082	3	28	1:08.897	6	50	29.597	6	97	Neil Smith	2:21.772	5	2:21.451	+0.321
9	144	43.572	3	1	1:08.899	6	37	29.688	2	144	Paul Pochciol	2:22.203	2	2:22.191	+0.012
10	44	43.760	3	44	1:09.516	4	144	29.891	2	44	Guy Minshaw	2:23.854	3	2:22.860	+0.994
11	17	43.804	4	17	1:10.797	6	17	30.041	2	17	Mark Smith	2:25.589	7	2:24.642	+0.947
12	27	44.266	4	27	1:11.083	3	27	30.258	2	27	Allan Walter Scott	2:25.970	4	2:25.607	+0.363
13	61	44.604	6	61	1:11.971	7	114	30.603	3	61	Tom Houlbrook	2:27.939	7	2:27.257	+0.682
14	67	44.877	7	14	1:12.145	7	61	30.682	5	14	Jan Van Elderen	2:29.246	7	2:29.246	+0.000
15	7	45.056	7	67	1:12.747	6	30	31.032	2	114	Andrew Hack	2:29.669	3	2:29.669	+0.000
16	14	45.524	7	114	1:13.153	3	67	31.258	6	67	Tony Absolom	2:29.772	7	2:28.882	+0.890
17	25	45.663	2	25	1:13.540	2	8	31.259	1	25	Bruce Miles	2:31.148	2	2:31.148	+0.000
18	30	45.722	3	7	1:13.660	5	7	31.381	5	7	Frisco	2:31.361	4	2:30.097	+1.264
19	114	45.913	3	36	1:15.063	6	14	31.577	7	23	Dan Wheeler	2:31.782	3		+
20	36	46.550	6	8	1:15.279	1	36	31.774	6	30	Gary Pearson	2:32.812	2	2:32.242	+0.570
21	11	47.234	5	30	1:15.488	2	25	31.945	2	36	Keith Butcher	2:33.387	6	2:33.387	+0.000
22	117	48.208	3	11	1:15.907	5	11	32.068	4	11	Steffan Irmiler	2:36.721	5	2:35.209	+1.512
23	128	48.462	4	117	1:16.189	5	117	32.311	5	117	Duncan McKay	2:37.720	3	2:36.708	+1.012
24	41	49.181	5	128	1:17.944	6	128	33.339	5	128	Scott O'Donnell	2:40.036	5	2:39.745	+0.291
25	8			41	1:19.395	6	41	34.093	3	41	George Pochciol	2:43.316	6	2:42.669	+0.647
26	23			23			23			8	Hogarth/Hogarth				+
27	60			60			60								
28	64			64			64								



Session Start: 16:42:58 - Finish: 17:01:04

Weather/Track Conditions: Overcast / Dry

Circuit: Silverstone Grand Prix Wing

Track Length: 5.891 Km - 3.6605 miles

Printed: 20-07-2018 - 17:10

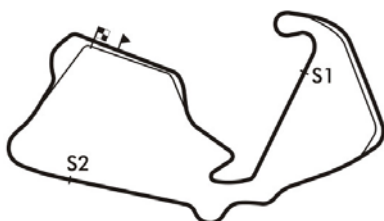


Silverstone Classic - 20 - 22 Jul 2018

JET Super Touring Car Trophy

Qualifying for Race 8 - Best Sector Speeds

	NO	SECTOR 1	MPH	NO	SECTOR 2	MPH	NO	SECTOR 3	MPH
1	1	John Pearson	141.9	144	Paul Pochciol	149.1	4	Rickard Rydell	103.0
2	50	Abigail Eaton	133.7	50	Abigail Eaton	143.1	3	James Dodd	102.2
3	3	James Dodd	130.6	14	Jan Van Elderen	138.4	28	Jason Hughes	101.7
4	37	Simon Garrad	129.6	3	James Dodd	138.1	98	John Cleland	101.1
5	4	Rickard Rydell	129.1	4	Rickard Rydell	138.1	50	Abigail Eaton	100.9
6	144	Paul Pochciol	129.1	37	Simon Garrad	136.7	1	John Pearson	100.5
7	28	Jason Hughes	128.6	28	Jason Hughes	136.1	37	Simon Garrad	100.3
8	98	John Cleland	127.1	98	John Cleland	133.9	97	Neil Smith	99.2
9	44	Guy Minshaw	125.9	97	Neil Smith	133.4	44	Guy Minshaw	98.7
10	97	Neil Smith	125.7	1	John Pearson	132.6	144	Paul Pochciol	98.1
11	7	Frisco	124.3	17	Mark Smith	132.6	17	Mark Smith	97.0
12	14	Jan Van Elderen	124.0	7	Frisco	131.6	14	Jan Van Elderen	96.9
13	25	Bruce Miles	123.8	61	Tom Houlbrook	131.3	61	Tom Houlbrook	96.5
14	17	Mark Smith	123.6	25	Bruce Miles	130.8	27	Allan Walter Scott	95.6
15	61	Tom Houlbrook	122.0	27	Allan Walter Scott	130.3	7	Frisco	95.4
16	27	Allan Walter Scott	121.4	44	Guy Minshaw	128.6	8	Hogarth/Hogarth	93.9
17	36	Keith Butcher	119.4	67	Tony Absolom	128.3	25	Bruce Miles	93.5
18	11	Steffan Irmiler	119.2	117	Duncan McKay	126.4	67	Tony Absolom	93.1
19	67	Tony Absolom	118.8	36	Keith Butcher	125.9	114	Andrew Hack	92.6
20	128	Scott O'Donnell	116.1	11	Steffan Irmiler	124.5	30	Gary Pearson	91.3
21	30	Gary Pearson	114.9	128	Scott O'Donnell	123.6	36	Keith Butcher	91.0
22	41	George Pochciol	114.3	8	Hogarth/Hogarth	123.4	11	Steffan Irmiler	90.1
23	117	Duncan McKay	114.3	41	George Pochciol	123.1	117	Duncan McKay	89.0
24	114	Andrew Hack	112.2	30	Gary Pearson	122.5	128	Scott O'Donnell	87.2
25	8	Hogarth/Hogarth	110.6	114	Andrew Hack	121.8	41	George Pochciol	85.0
26	23	Dan Wheeler	0.0	23	Dan Wheeler	0.0	23	Dan Wheeler	0.0
27	60	Mark Wright	0.0	60	Mark Wright	0.0	60	Mark Wright	0.0
28	64	Ashley Sutton	0.0	64	Ashley Sutton	0.0	64	Ashley Sutton	0.0



Session Start: 16:42:58 - Finish: 17:01:04

Weather/Track Conditions: Overcast / Dry

Circuit: Silverstone Grand Prix Wing

Track Length: 5.891 Km - 3.6605 miles

Printed: 20-07-2018 - 17:10





Silverstone Classic - 20 - 22 Jul 2018

JET Super Touring Car Trophy
Race 8 - Starting Grid - AMENDED

Sheet No:

Start Time : 16:45 - Heat Duration : 20 Minutes

13	25	41 George Pochciol	
12	23	117 Duncan McKay	24 128 Scott O'Donnell
11	21	36 Keith Butcher	22 11 Steffan Irmeler
10	19	7 Frisco	20 30 Gary Pearson
9	17	67 Tony Absolom	18 25 Bruce Miles
8	15	14 Jan Van Elderen	16 114 Andrew Hack
7	13	23 Dan Wheeler	14 61 Tom Houlbrook
6	11	17 Mark Smith	12 27 Allan Walter Scott
5	9	144 Paul Pochciol	10 44 Guy Minshaw
4	7	37 Simon Garrad	8 97 Neil Smith
3	5	98 John Cleland	6 28 Jason Hughes
2	3	50 Abigail Eaton	4 1 John Pearson
1	1	4 Rickard Rydell	2 3 James Dodd
ROW		Pole Right	

Qualifying times added for Car 23

Circuit: Silverstone Grand Prix Wing
Track Length: 5.891 Km - 3.6605 miles

These results are provisional until the conclusion of any judicial and technical matters.		
Clerk of the Course: Julian Floyd	Timekeeper: Nick Palmer	Issued at:





Silverstone Classic - 20 - 22 Jul 2018

JET Super Touring Car Trophy Race 8 - Classification - AMENDED

Sheet No:

POS	NO	DRIVER/S	CLASS	CLASS POS	CAR MAKE / MODEL	TIME	LAPS	GAP	DIFF	MPH	BEST	ON
1	3	James Dodd	ST1	1	Honda Accord	20:40.820	9	-- 9 laps --		95.58	2:16.899	8
2	4	Rickard Rydell	ST1	2	Volvo S40	20:48.006	9	7.186	7.186	95.03	2:17.278	5
3	28	Jason Hughes	ST1	3	Vauxhall Vectra	21:09.900	9	29.080	21.894	93.39	2:19.642	5
4	50	Abigail Eaton	GA6	1	Holden Commodore	21:12.191	9	31.371	2.291	93.22	2:20.495	5
5	98	John Cleland	ST1	4	Vauxhall Vectra	21:16.335	9	35.515	4.144	92.92	2:20.766	7
6	97	Neil Smith	ST1	5	Alfa Romeo 156	21:21.075	9	40.255	4.740	92.58	2:20.452	4
7	1	John Pearson	ST1	6	Audi A4	21:29.824	9	49.004	8.749	91.95	2:20.903	8
8	144	James Hanson	GA4	1	Jaguar XJ12C	21:54.890	9	1:14.070	25.066	90.19	2:23.852	2
9	61	Tom Houlbrook	GA2	1	BMW E30 M3	22:05.261	9	1:24.441	10.371	89.49	2:25.115	8
10	17	Mark Smith	GA2	2	BMW E30 M3	22:22.387	9	1:41.567	17.126	88.35	2:24.924	8
11	67	Tony Absolom	ST2	1	Vauxhall Cavalier	22:22.567	9	1:41.747	0.180	88.33	2:27.059	9
12	27	Ian Flux	ST2	2	Mazda 323F	22:27.823	9	1:47.003	5.256	87.99	2:28.205	5
13	14	Jan Van Elderen	GA1	1	Ford Sierra RS500	22:37.202	9	1:56.382	9.379	87.38	2:28.558	5
14	36	Keith Butcher	ST2	3	Audi A4	23:31.403	9	2:50.583	54.201	84.03	2:32.606	7
15	23	Dan Wheeler	ST1	7	Nissan Primera	20:41.763	8	-- 8 laps --	1.127	84.89	2:23.687	7
16	7	Frisco	ST4	1	Nissan Primera	20:49.963	8	8.200	8.200	84.34	2:31.126	8
17	25	Bruce Miles	ST1	8	BMW 320	20:50.967	8	9.204	1.004	84.27	2:30.823	6
18	11	Steffan Irmiler	ST2	4	Opel Astra ST	21:00.936	8	19.173	9.969	83.61	2:32.852	5
19	41	George Pochciol	GP1	1	Ford Capri	22:00.125	8	1:18.362	59.189	79.85	2:42.188	8
20	30	Gary Pearson	ST4	2	Alfa Romeo 156SP	23:15.313	8	2:33.550	1:15.188	75.55	2:31.294	6
----- NOT CLASSIFIED -----												
DNC	128	Scott O'Donnell	GP1		Ford Capri	22:49.405	5	-- 5 laps --	7:33.234	48.11	2:38.072	5
DNF	117	Duncan McKay	GP1		Ford Capri	8:50.547	3	-- 3 laps --		74.51	2:47.006	2
DNF	114	Andrew Hack	ST2		Peugeot 405							

----- FASTEST LAP SUMMARY -----

NO	DRIVER/S	CLASS	CAR MAKE / MODEL	FASTEST LAP	ON	MPH
3	James Dodd	ST1	Honda Accord	2:16.899	8	96.26
50	Abigail Eaton	GA6	Holden Commodore	2:20.495	5	93.80
144	James Hanson	GA4	Jaguar XJ12C	2:23.852	2	91.61
17	Mark Smith	GA2	BMW E30 M3	2:24.924	8	90.93
67	Tony Absolom	ST2	Vauxhall Cavalier	2:27.059	9	89.61
14	Jan Van Elderen	GA1	Ford Sierra RS500	2:28.558	5	88.70
7	Frisco	ST4	Nissan Primera	2:31.126	8	87.20
128	Scott O'Donnell	GP1	Ford Capri	2:38.072	5	83.37

Timekeeping correction.

Session Start: 16:44:59 - Finish: 17:05:40

Weather/Track Conditions: Overcast / Dry

Circuit: Silverstone Grand Prix Wing

Track Length: 5.891 Km - 3.6605 miles

These results are provisional until the conclusion of any judicial and technical matters.

Clerk of the Course: Julian Floyd	Timekeeper: Nick Palmer	Issued at:
--	--------------------------------	------------

Silverstone Classic - 20 - 22 Jul 2018

JET Super Touring Car Trophy

Race 8 - Sector Analysis

25 Bruce Miles (ST1)								BMW 320							
lap	Sect-1	Speed	Sect-2	Speed	Sect-3	Speed	Laptime Pit	lap	Sect-1	Speed	Sect-2	Speed	Sect-3	Speed	Laptime Pit
1		120.3	1:37.635	129.8	32.552	86.3	3:03.882	5	47.317	122.9	1:13.005	132.4	31.933	90.6	2:32.255
2	46.872	123.1	1:14.997	130.1	32.404	87.6	2:34.273	6	45.186	123.4	1:13.083	129.6	32.554	85.6	2:30.823
3	46.336	124.7	1:14.375	121.6	32.729	90.7	2:33.440	7	46.111	124.5	1:12.595	129.6	32.743	93.2	2:31.449
4	45.762	120.5	1:14.845	132.6	32.946	87.9	2:33.553	8	46.279	122.0	1:12.801	122.5	32.212	92.1	2:31.292

27 Ian Flux (ST2)								Mazda 323F							
lap	Sect-1	Speed	Sect-2	Speed	Sect-3	Speed	Laptime Pit	lap	Sect-1	Speed	Sect-2	Speed	Sect-3	Speed	Laptime Pit
1		119.2	1:12.834	131.8	32.822	87.5	2:34.713	6	45.418	120.7	1:11.761	129.1	31.128	93.1	2:28.307
2	45.908	121.4	1:12.398	127.8	30.880	90.4	2:29.186	7	45.667	119.2	1:11.840	130.1	31.453	89.4	2:28.960
3	47.830	116.7	1:12.888	130.8	30.984	91.7	2:31.702	8	46.153	120.3	1:12.070	130.1	30.316	94.7	2:28.539
4	46.328	117.5	1:12.385	130.1	30.665	92.3	2:29.378	9	45.570	120.5	1:12.610	129.3	30.653	94.0	2:28.833
5	45.516	119.6	1:12.123	130.3	30.566	93.2	2:28.205	10							

28 Jason Hughes (ST1)								Vauxhall Vectra							
lap	Sect-1	Speed	Sect-2	Speed	Sect-3	Speed	Laptime Pit	lap	Sect-1	Speed	Sect-2	Speed	Sect-3	Speed	Laptime Pit
1		127.1	1:08.981	136.7	29.491	98.3	2:25.188	6	42.722	129.3	1:08.550	139.2	29.569	96.6	2:20.841
2	42.866	128.1	1:08.576	136.7	29.823	100.6	2:21.265	7	42.793	127.3	1:08.657	135.8	28.858	101.6	2:20.308
3	42.916	125.4	1:09.079	137.8	30.029	100.6	2:22.024	8	42.672	127.1	1:08.743	134.8	29.046	102.3	2:20.461
4	42.829	127.3	1:08.080	137.2	29.103	101.7	2:20.012	9	42.616	127.8	1:08.419	135.6	29.124	101.4	2:20.159
5	42.958	128.3	1:07.512	137.5	29.172	102.3	2:19.642	10							

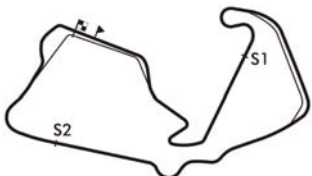
30 Gary Pearson (ST4)								Alfa Romeo 156SP							
lap	Sect-1	Speed	Sect-2	Speed	Sect-3	Speed	Laptime Pit	lap	Sect-1	Speed	Sect-2	Speed	Sect-3	Speed	Laptime Pit
1		117.3	1:14.120	127.3	35.680	87.9	2:43.069	5	Out	112.4	1:14.832	124.0	31.533	86.6	4:37.498 P
2	48.385	115.7	1:13.786	126.9	32.226	85.1	2:34.397	6	46.164	115.5	1:13.916	125.0	31.214	91.8	2:31.294
3	47.071	117.5	1:14.389	125.7	31.985	87.4	2:33.445	7	46.107	115.1	1:13.828	124.5	33.840	86.2	2:33.775
4	46.766	114.5	1:22.932	105.5	In		2:47.762 P	8	53.321	81.8	1:23.213	86.5	In		2:54.073 P

36 Keith Butcher (ST2)								Audi A4							
lap	Sect-1	Speed	Sect-2	Speed	Sect-3	Speed	Laptime Pit	lap	Sect-1	Speed	Sect-2	Speed	Sect-3	Speed	Laptime Pit
1		117.5	1:14.771	127.3	33.917	87.9	2:42.888	6	46.154	117.1	1:15.952	125.9	32.550	87.6	2:34.656
2	47.112	117.5	1:14.592	126.9	32.587	87.8	2:34.291	7	46.359	117.1	1:14.609	126.6	31.638	90.1	2:32.606
3	46.298	118.6	1:16.129	128.8	32.268	86.5	2:34.695	8	46.224	117.1	1:14.307	126.6	32.345	83.2	2:32.876
4	46.185	118.6	1:14.641	127.3	32.695	81.3	2:33.521	9	48.887	118.6	1:15.876	103.9	In		2:50.767 P
5	47.079	116.5	1:15.499	125.9	32.525	85.7	2:35.103	10							

41 George Pochciol (GP1)								Ford Capri							
lap	Sect-1	Speed	Sect-2	Speed	Sect-3	Speed	Laptime Pit	lap	Sect-1	Speed	Sect-2	Speed	Sect-3	Speed	Laptime Pit
1		111.5	1:19.274	122.9	36.185	76.6	2:54.997	5	49.239	113.7	1:19.297	122.0	34.828	82.3	2:43.364
2	50.176	110.9	1:20.519	125.2	35.055	80.9	2:45.750	6	49.265	113.0	1:19.278	124.3	34.252	82.0	2:42.795
3	49.808	110.0	1:20.158	122.2	35.012	81.2	2:44.978	7	49.178	114.1	1:19.174	121.8	34.343	84.7	2:42.695
4	50.000	112.8	1:18.834	123.4	34.524	83.9	2:43.358	8	49.632	113.7	1:18.634	125.2	33.922	84.1	2:42.188

50 Abigail Eaton (GA6)								Holden Commodore							
lap	Sect-1	Speed	Sect-2	Speed	Sect-3	Speed	Laptime Pit	lap	Sect-1	Speed	Sect-2	Speed	Sect-3	Speed	Laptime Pit
1		134.2	1:07.581	144.3	30.604	90.4	2:21.287	6	43.056	132.9	1:08.403	143.1	30.316	90.6	2:21.775
2	42.778	132.4	1:07.619	145.3	32.235	96.7	2:22.632	7	43.442	133.2	1:08.287	143.7	29.675	100.5	2:21.404
3	43.030	132.9	1:08.562	143.4	29.923	98.3	2:21.515	8	42.729	133.2	1:08.256	143.7	29.683	100.9	2:20.668
4	43.202	133.2	1:08.445	143.4	29.892	99.3	2:21.539	9	42.827	131.3	1:08.055	143.7	29.994	98.7	2:20.876
5	42.918	133.2	1:07.831	143.4	29.746	100.8	2:20.495	10							

61 Tom Houlbrook (GA2)								BMW E30 M3							
lap	Sect-1	Speed	Sect-2	Speed	Sect-3	Speed	Laptime Pit	lap	Sect-1	Speed	Sect-2	Speed	Sect-3	Speed	Laptime Pit
1		118.6	1:12.802	132.4	31.533	91.5	2:33.858	6	45.488	117.9	1:12.173	129.3	30.427	95.8	2:28.088
2	44.724	121.8	1:11.116	132.1	31.384	86.2	2:27.224	7	44.423	119.0	1:11.277	128.1	30.187	96.0	2:25.887
3	44.691	121.6	1:10.831	131.8	30.846	94.8	2:26.368	8	44.328	120.5	1:10.746	131.1	30.041	97.0	2:25.115
4	44.726	120.7	1:10.923	132.1	30.222	96.6	2:25.871	9	44.139	121.4	1:10.731	130.6	30.324	95.2	2:25.194
5	45.696	117.9	1:11.492	130.6	30.468	95.9	2:27.656	10							



Session Start: 16:44:59 - Finish: 17:05:40

Weather/Track Conditions: Overcast / Dry

Circuit: Silverstone Grand Prix Wing

Track Length: 5.891 Km - 3.6605 miles

Printed: 21-07-2018 - 17:13

Silverstone Classic - 20 - 22 Jul 2018

JET Super Touring Car Trophy

Race 8 - Sector Analysis

67 Tony Absolom (ST2)								Vauxhall Cavalier							
lap	Sect-1	Speed	Sect-2	Speed	Sect-3	Speed	Laptime Pit	lap	Sect-1	Speed	Sect-2	Speed	Sect-3	Speed	Laptime Pit
1		118.6	1:11.948	133.2	33.683	89.9	2:37.172	6	44.859	120.3	1:12.159	128.1	30.688	93.1	2:27.706
2	45.304	122.5	1:11.670	130.3	31.253	89.9	2:28.227	7	44.488	120.7	1:13.640	126.9	30.562	93.1	2:28.690
3	45.259	116.5	1:12.624	128.8	31.649	91.1	2:29.532	8	44.906	120.5	1:11.571	127.6	30.720	93.5	2:27.197
4	45.166	120.1	1:11.923	129.1	31.081	91.5	2:28.170	9	44.381	121.4	1:11.383	122.9	31.295	91.6	2:27.059
5	45.525	119.6	1:12.368	127.8	30.921	93.0	2:28.814	10							

97 Neil Smith (ST1)								Alfa Romeo 156							
lap	Sect-1	Speed	Sect-2	Speed	Sect-3	Speed	Laptime Pit	lap	Sect-1	Speed	Sect-2	Speed	Sect-3	Speed	Laptime Pit
1		124.0	1:09.940	133.4	29.616	100.2	2:25.996	6	43.850	123.8	1:08.898	133.4	29.228	99.5	2:21.976
2	42.872	125.0	1:08.884	131.8	29.726	99.9	2:21.482	7	43.702	124.0	1:09.029	134.2	29.278	99.6	2:22.009
3	42.979	125.2	1:08.615	134.5	29.858	97.7	2:21.452	8	44.810	124.3	1:09.223	132.9	29.226	100.3	2:23.259
4	43.012	124.7	1:08.086	134.2	29.354	100.0	2:20.452	9	43.469	123.8	1:08.624	133.2	29.351	99.2	2:21.444
5	43.488	123.4	1:10.026	134.2	29.491	98.7	2:23.005	10							

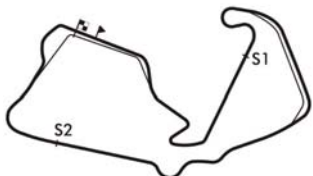
98 John Cleland (ST1)								Vauxhall Vectra							
lap	Sect-1	Speed	Sect-2	Speed	Sect-3	Speed	Laptime Pit	lap	Sect-1	Speed	Sect-2	Speed	Sect-3	Speed	Laptime Pit
1		125.4	1:09.043	134.5	29.557	100.9	2:23.539	6	43.081	126.1	1:08.692	134.5	29.410	100.6	2:21.183
2	43.161	124.0	1:09.044	133.7	30.444	99.9	2:22.649	7	42.890	126.4	1:08.340	134.8	29.536	99.9	2:20.766
3	42.958	126.1	1:09.196	135.3	31.242	99.0	2:23.396	8	43.348	126.1	1:08.406	134.2	29.507	101.3	2:21.261
4	42.651	124.0	1:08.652	135.6	29.621	101.1	2:20.924	9	43.177	126.4	1:08.220	134.2	29.563	101.4	2:20.960
5	42.874	126.9	1:09.136	133.7	29.647	100.6	2:21.657	10							

114 Andrew Hack (ST2)								Peugeot 405							
lap	Sect-1	Speed	Sect-2	Speed	Sect-3	Speed	Laptime Pit	lap	Sect-1	Speed	Sect-2	Speed	Sect-3	Speed	Laptime Pit
1								1							
2								2							
3								3							
4								4							
5								5							

117 Duncan McKay (GP1)								Ford Capri							
lap	Sect-1	Speed	Sect-2	Speed	Sect-3	Speed	Laptime Pit	lap	Sect-1	Speed	Sect-2	Speed	Sect-3	Speed	Laptime Pit
1		105.0	1:21.429	115.1	35.332	77.8	2:58.154	3	50.896	106.9	1:19.982	115.9	54.509	64.4	3:05.387
2	51.029	108.6	1:21.631	115.5	34.346	81.1	2:47.006	4							

128 Scott O'Donnell (GP1)								Ford Capri							
lap	Sect-1	Speed	Sect-2	Speed	Sect-3	Speed	Laptime Pit	lap	Sect-1	Speed	Sect-2	Speed	Sect-3	Speed	Laptime Pit
1		99.1	1:20.660	121.4	34.174	86.0	12:11.987	4	47.857	111.3	1:17.685	124.5	33.097	89.6	2:38.639
2	49.052	113.6	1:18.242	123.6	33.130	86.6	2:40.424	5	47.935	117.1	1:17.131	123.6	33.006	86.0	2:38.072
3				106.7	34.033	88.9	2:40.283	6							

144 James Hanson (GA4)								Jaguar XJ12C							
lap	Sect-1	Speed	Sect-2	Speed	Sect-3	Speed	Laptime Pit	lap	Sect-1	Speed	Sect-2	Speed	Sect-3	Speed	Laptime Pit
1		120.7	1:10.445	138.1	32.620	86.4	2:32.649	6	44.772	118.1	1:10.109	139.2	30.939	94.7	2:25.820
2	44.071	125.7	1:09.264	142.5	30.517	95.1	2:23.852	7	44.613	119.8	1:10.148	139.8	31.047	92.3	2:25.808
3	43.676	126.6	1:09.555	143.1	30.640	95.2	2:23.871	8	43.906	123.1	1:10.187	141.0	30.889	92.8	2:24.982
4	43.681	123.4	1:11.400	140.1	31.122	92.5	2:26.203	9	44.214	119.6	1:11.109	142.5	30.761	95.6	2:26.084
5	44.102	123.8	1:10.644	143.7	30.875	92.0	2:25.621	10							



Session Start: 16:44:59 - Finish: 17:05:40

Weather/Track Conditions: Overcast / Dry

Circuit: Silverstone Grand Prix Wing

Track Length: 5.891 Km - 3.6605 miles

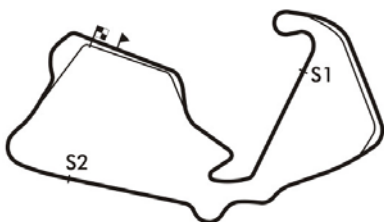
Printed: 21-07-2018 - 17:13

Silverstone Classic - 20 - 22 Jul 2018

JET Super Touring Car Trophy

Race 8 - Best Sector Times

SECTOR 1			SECTOR 2			SECTOR 3			IDEAL / BEST LAP COMPARISON						
NO	TIME	LAP	NO	TIME	LAP	NO	TIME	LAP	NO	NAME	BEST	IN	IDEAL	DIFF	
1	3	41.602	3	4	1:06.530	5	4	28.405	4	3	James Dodd	2:16.899	8	2:16.647	+0.252
2	4	41.975	8	3	1:06.555	5	3	28.490	8	4	Rickard Rydell	2:17.278	5	2:16.910	+0.368
3	28	42.616	9	28	1:07.512	5	28	28.858	7	28	Jason Hughes	2:19.642	5	2:18.986	+0.656
4	98	42.651	4	50	1:07.581	1	1	28.943	6	97	Neil Smith	2:20.452	4	2:20.184	+0.268
5	50	42.729	8	97	1:08.086	4	97	29.226	8	50	Abigail Eaton	2:20.495	5	2:19.985	+0.510
6	1	42.736	8	98	1:08.220	9	98	29.410	6	98	John Cleland	2:20.766	7	2:20.281	+0.485
7	97	42.872	2	1	1:08.958	5	50	29.675	7	1	John Pearson	2:20.903	8	2:20.637	+0.266
8	144	43.676	3	144	1:09.264	2	23	29.875	6	23	Dan Wheeler	2:23.687	7	2:23.252	+0.435
9	23	44.012	7	23	1:09.365	7	61	30.041	8	144	James Hanson	2:23.852	2	2:23.457	+0.395
10	17	44.013	7	17	1:09.967	6	27	30.316	8	17	Mark Smith	2:24.924	8	2:24.491	+0.433
11	61	44.139	9	61	1:10.731	9	17	30.511	6	61	Tom Houlbrook	2:25.115	8	2:24.911	+0.204
12	67	44.381	9	67	1:11.383	9	144	30.517	2	67	Tony Absolom	2:27.059	9	2:26.326	+0.733
13	14	44.973	5	27	1:11.761	6	67	30.562	7	27	Ian Flux	2:28.205	5	2:27.495	+0.710
14	25	45.186	6	14	1:11.978	1	7	31.193	5	14	Jan Van Elderen	2:28.558	5	2:28.148	+0.410
15	7	45.298	6	25	1:12.595	7	14	31.197	5	25	Bruce Miles	2:30.823	6	2:29.714	+1.109
16	27	45.418	6	7	1:12.640	8	30	31.214	6	7	Frisco	2:31.126	8	2:29.131	+1.995
17	30	46.107	7	30	1:13.786	2	36	31.638	7	11	Steffan Irmiler	2:32.852	5	2:32.580	+0.272
18	36	46.154	6	11	1:14.201	8	11	31.667	5	41	George Pochciol	2:42.188	8	2:41.734	+0.454
19	11	46.712	7	36	1:14.307	8	25	31.933	5	30	Gary Pearson	2:31.294	6	2:31.107	+0.187
20	128	47.857	4	128	1:17.131	5	128	33.006	5	36	Keith Butcher	2:32.606	7	2:32.099	+0.507
21	41	49.178	7	41	1:18.634	8	41	33.922	8	128	Scott O'Donnell	2:38.072	5	2:37.994	+0.078
22	117	50.896	3	117	1:19.982	3	117	34.346	2	117	Duncan McKay	2:47.006	2	2:45.224	+1.782
23	114			114			114			114	Andrew Hack				+



Session Start: 16:44:59 - Finish: 17:05:40

Weather/Track Conditions: Overcast / Dry

Circuit: Silverstone Grand Prix Wing

Track Length: 5.891 Km - 3.6605 miles

Printed: 21-07-2018 - 17:14

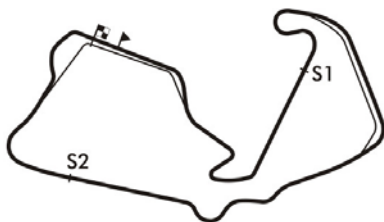


Silverstone Classic - 20 - 22 Jul 2018

JET Super Touring Car Trophy

Race 8 - Best Sector Speeds

	NO	SECTOR 1	MPH	NO	SECTOR 2	MPH	NO	SECTOR 3	MPH
1	50	Abigail Eaton	134.2	50	Abigail Eaton	145.3	3	James Dodd	103.8
2	1	John Pearson	133.7	144	James Hanson	143.7	4	Rickard Rydell	103.6
3	3	James Dodd	130.3	3	James Dodd	140.4	28	Jason Hughes	102.3
4	4	Rickard Rydell	129.6	14	Jan Van Elderen	140.1	1	John Pearson	101.6
5	28	Jason Hughes	129.3	4	Rickard Rydell	139.2	98	John Cleland	101.4
6	98	John Cleland	126.9	28	Jason Hughes	139.2	50	Abigail Eaton	100.9
7	144	James Hanson	126.6	98	John Cleland	135.6	97	Neil Smith	100.3
8	97	Neil Smith	125.2	23	Dan Wheeler	135.0	23	Dan Wheeler	97.7
9	11	Steffan Irmiler	125.0	97	Neil Smith	134.5	61	Tom Houlbrook	97.0
10	25	Bruce Miles	124.7	17	Mark Smith	133.7	14	Jan Van Elderen	95.9
11	23	Dan Wheeler	124.5	1	John Pearson	133.4	144	James Hanson	95.6
12	17	Mark Smith	124.3	67	Tony Absolom	133.2	7	Frisco	95.2
13	7	Frisco	122.5	7	Frisco	132.9	27	Ian Flux	94.7
14	67	Tony Absolom	122.5	25	Bruce Miles	132.6	17	Mark Smith	93.9
15	61	Tom Houlbrook	121.8	61	Tom Houlbrook	132.4	67	Tony Absolom	93.5
16	14	Jan Van Elderen	121.6	27	Ian Flux	131.8	25	Bruce Miles	93.2
17	27	Ian Flux	121.4	36	Keith Butcher	128.8	30	Gary Pearson	91.8
18	36	Keith Butcher	118.6	30	Gary Pearson	127.3	11	Steffan Irmiler	91.2
19	30	Gary Pearson	117.5	11	Steffan Irmiler	126.9	36	Keith Butcher	90.1
20	128	Scott O'Donnell	117.1	41	George Pochciol	125.2	128	Scott O'Donnell	89.6
21	41	George Pochciol	114.1	128	Scott O'Donnell	124.5	41	George Pochciol	84.7
22	117	Duncan McKay	108.6	117	Duncan McKay	115.9	117	Duncan McKay	81.1
23	114	Andrew Hack	68.2	114	Andrew Hack	0.0	114	Andrew Hack	81.0



Session Start: 16:44:59 - Finish: 17:05:40

Weather/Track Conditions: Overcast / Dry

Circuit: Silverstone Grand Prix Wing

Track Length: 5.891 Km - 3.6605 miles

Printed: 21-07-2018 - 17:14



Silverstone Classic - 20 - 22 Jul 2018

JET Super Touring Car Trophy

Race 8 - Lap Chart

Lap 1			Lap 2			Lap 3			Lap 4			Lap 5			Lap 6		
NO	Behind	Laptime	NO	Behind	Laptime	NO	Behind	Laptime	NO	Behind	Laptime	NO	Behind	Laptime	NO	Behind	Laptime
3		2:20.726	3		2:18.655	3		2:17.702	3		2:17.514	3		2:17.290	3		2:17.544
4	0.419	2:21.145	4	0.266	2:18.502	4	0.351	2:17.787	4	0.997	2:18.160	4	0.985	2:17.278	4	2.146	2:18.705
50	0.561	2:21.287	50	4.538	2:22.632	50	8.351	2:21.515	50	12.376	2:21.539	50	15.581	2:20.495	41	1 LAP	2:43.364
98	2.813	2:23.539	98	6.807	2:22.649	28	11.394	2:22.024	28	13.892	2:20.012	28	16.244	2:19.642	28	19.541	2:20.841
28	4.462	2:25.188	28	7.072	2:21.265	97	11.847	2:21.452	97	14.785	2:20.452	98	20.278	2:21.657	50	19.812	2:21.775
97	5.270	2:25.996	97	8.097	2:21.482	98	12.501	2:23.396	98	15.911	2:20.924	97	20.500	2:23.005	98	23.917	2:21.183
144	11.923	2:32.649	144	17.120	2:23.852	144	23.289	2:23.871	1	29.743	2:21.315	1	33.455	2:21.002	97	24.932	2:21.976
61	13.132	2:33.858	1	21.145	2:25.050	1	25.942	2:22.499	144	31.978	2:26.203	128	4 LAPS	12:11.987	1	37.200	2:21.289
27	13.987	2:34.713	61	21.701	2:27.224	61	30.367	2:26.368	61	38.724	2:25.871	144	40.309	2:25.621	144	48.585	2:25.820
23	14.460	2:35.186	27	24.518	2:29.186	67	37.848	2:29.532	67	48.504	2:28.170	61	49.090	2:27.656	61	59.634	2:28.088
1	14.750	2:35.476	67	26.018	2:28.227	27	38.518	2:31.702	27	50.382	2:29.378	67	1:00.028	2:28.814	128	4 LAPS	2:40.424
14	15.989	2:36.715	14	27.351	2:30.017	14	39.514	2:29.865	14	51.777	2:29.777	27	1:01.297	2:28.205	67	1:10.190	2:27.706
67	16.446	2:37.172	23	28.286	2:32.481	17	49.677	2:29.116	17	58.334	2:26.171	14	1:03.045	2:28.558	27	1:12.060	2:28.307
7	18.210	2:38.936	36	37.798	2:34.291	30	53.828	2:33.445	36	1:10.798	2:33.521	17	1:07.218	2:26.174	14	1:14.989	2:29.488
36	22.162	2:42.888	30	38.085	2:34.397	36	54.791	2:34.695	30	1:24.076	2:47.762	36	1:28.611	2:35.103	17	1:15.386	2:25.712
30	22.343	2:43.069	17	38.263	2:26.058	11	1:12.040	2:38.577	7	1:29.201	2:33.256	7	1:44.322	2:32.411	30	1 LAP	4:37.498
11	27.932	2:48.658	11	51.165	2:41.888	7	1:13.459	2:33.903	25	1:30.551	2:33.553	25	1:45.516	2:32.255	36	1:45.723	2:34.656
17	30.860	2:51.586	7	57.258	2:57.703	25	1:14.512	2:33.440	11	1:31.712	2:37.186	11	1:47.274	2:32.852	7	1:58.202	2:31.424
41	34.271	2:54.997	25	58.774	2:34.273	41	1:28.642	2:44.978	23	1:44.740	2:26.159	23	1:57.657	2:30.207	25	1:58.795	2:30.823
117	37.428	2:58.154	41	1:01.366	2:45.750	23	1:36.095	3:25.511	41	1:54.486	2:43.358				11	2:04.025	2:34.295
25	43.156	3:03.882	117	1:05.779	2:47.006	117	1:53.464	3:05.387							23	2:04.388	2:24.275

Session Start: 16:44:59 - Finish: 17:05:40

Weather/Track Conditions: Overcast / Dry

Circuit: Silverstone Grand Prix Wing

Track Length: 5.891 Km - 3.6605 miles

Printed: 21-07-2018 - 17:14

Silverstone Classic - 20 - 22 Jul 2018

JET Super Touring Car Trophy

Race 8 - Lap Chart

Lap 7			Lap 8			Lap 9		
NO	Behind	Laptime	NO	Behind	Laptime	NO	Behind	Laptime
3		2:17.256	3		2:16.899	3		2:17.234
4	2.932	2:18.042	11	1 LAP	2:33.790	23	1 LAP	2:24.257
28	22.593	2:20.308	4	3.831	2:17.798	4	7.186	2:20.589
50	23.960	2:21.404	28	26.155	2:20.461	7	1 LAP	2:31.126
98	27.427	2:20.766	50	27.729	2:20.668	25	1 LAP	2:31.292
41	1 LAP	2:42.795	98	31.789	2:21.261	11	1 LAP	2:33.690
97	29.685	2:22.009	97	36.045	2:23.259	28	29.080	2:20.159
1	40.932	2:20.988	1	44.936	2:20.903	50	31.371	2:20.876
144	57.137	2:25.808	41	1 LAP	2:42.695	98	35.515	2:20.960
61	1:08.265	2:25.887	144	1:05.220	2:24.982	97	40.255	2:21.444
67	1:21.624	2:28.690	61	1:16.481	2:25.115	1	49.004	2:21.302
27	1:23.764	2:28.960	67	1:31.922	2:27.197	144	1:14.070	2:26.084
17	1:24.440	2:26.310	17	1:32.465	2:24.924	41	1 LAP	2:42.188
128	4 LAPS	2:40.283	27	1:35.404	2:28.539	61	1:24.441	2:25.194
14	1:28.853	2:31.120	14	1:43.584	2:31.630	17	1:41.567	2:26.336
30	1 LAP	2:31.294	128	4 LAPS	2:38.639	67	1:41.747	2:27.059
36	2:01.073	2:32.606	30	1 LAP	2:33.775	27	1:47.003	2:28.833
23	2:10.819	2:23.687	36	2:17.050	2:32.876	14	1:56.382	2:30.032
7	2:12.150	2:31.204				128	4 LAPS	2:38.072
25	2:12.988	2:31.449				30	1 LAP	2:54.073
						36	2:50.583	2:50.767

Session Start: 16:44:59 - Finish: 17:05:40

Weather/Track Conditions: Overcast / Dry

Circuit: Silverstone Grand Prix Wing

Track Length: 5.891 Km - 3.6605 miles

Printed: 21-07-2018 - 17:14



Silverstone Classic - 20 - 22 Jul 2018

**JET Super Touring Car Trophy
Race 18 - Starting Grid**

Sheet No:

Start Time : 15:05 - Heat Duration : 20 Minutes

11	21	114 Andrew Hack	
10	19	128 Scott O'Donnell	20 117 Jeff Allam
9	17	11 Steffan Irmiler	18 41 George Pochciol
8	15	7 Frisco	16 25 Bruce Miles
7	13	36 Keith Butcher	14 23 Dan Wheeler
6	11	27 Allan Scott	12 14 Jan Van Elderen
5	9	17 Mark Smith	10 67 Tony Absolom
4	7	144 Paul Pochciol	8 61 Tom Houlbrook
3	5	98 John Cleland	6 97 Neil Smith
2	3	28 Jason Hughes	4 50 Abigail Eaton
1	1	3 James Dodd	2 4 Rickard Rydell

Pole Right

ROW

Cars 1 & 30 - withdrawn.

These results are provisional until the conclusion of any judicial and technical matters.

Circuit: Silverstone Grand Prix Wing
Track Length: 5.891 Km - 3.6605 miles

Clerk of the Course:

Timekeeper:

Issued at:

Julian Floyd

Nick Palmer



Silverstone Classic - 20 - 22 Jul 2018

JET Super Touring Car Trophy Race 18 - Classification

Sheet No:

POS	NO	DRIVER/S	CLASS	CLASS POS	CAR MAKE / MODEL	TIME	LAPS	GAP	DIFF	MPH	BEST	ON
1	3	James Dodd	ST1	1	Honda Accord	20:44.684	9	-- 9 laps --		95.28	2:17.657	5
2	4	Rickard Rydell	ST1	2	Volvo S40	20:46.998	9	2.314	2.314	95.11	2:17.186	3
3	98	John Cleland	ST1	3	Vauxhall Vectra	21:15.329	9	30.645	28.331	92.99	2:20.651	3
4	28	Jason Hughes	ST1	4	Vauxhall Vectra	21:15.772	9	31.088	0.443	92.96	2:20.908	5
5	97	Neil Smith	ST1	5	Alfa Romeo 156	21:20.951	9	36.267	5.179	92.58	2:20.765	6
6	23	Dan Wheeler	ST1	6	Nissan Primera	21:40.907	9	56.223	19.956	91.16	2:23.458	9
7	17	Mark Smith	GA2	1	BMW E30 M3	21:57.928	9	1:13.244	17.021	89.99	2:25.372	9
8	27	Allan Scott	ST2	1	Mazda 323F	22:20.526	9	1:35.842	22.598	88.47	2:26.899	2
9	67	Tony Absolom	ST2	2	Vauxhall Cavalier	22:28.373	9	1:43.689	7.847	87.96	2:27.767	3
10	14	Jan Van Elderen	GA1	1	Ford Sierra RS500	22:32.669	9	1:47.985	4.296	87.68	2:29.212	7
11	61	Tom Houlbrook	GA2	2	BMW E30 M3	22:35.446	9	1:50.762	2.777	87.50	2:27.943	6
12	25	Bruce Miles	ST1	7	BMW 320	22:42.556	9	1:57.872	7.110	87.04	2:29.206	7
13	36	Keith Butcher	ST2	3	Audi A4	22:43.420	9	1:58.736	0.864	86.99	2:29.574	6
14	7	Frisco	ST4	1	Nissan Primera	23:00.459	9	2:15.775	17.039	85.91	2:29.882	7
15	117	Jeff Allam	GP1	1	Ford Capri	20:52.834	8	-- 8 laps --	25.940	84.15	2:35.286	2
16	11	Steffan Irmeler	ST2	4	Opel Astra ST	20:55.933	8	3.099	3.099	83.93	2:35.416	7
17	128	Scott O'Donnell	GP1	2	Ford Capri	21:32.596	8	39.762	36.663	81.55	2:40.166	6
18	41	George Pochciol	GP1	3	Ford Capri	21:54.632	8	1:01.798	22.036	80.19	2:42.281	6
----- NOT CLASSIFIED -----												
DNF 50	Abigail Eaton		GA6		Holden Commodore	18:54.012	8	-- 8 laps --		92.96	2:21.099	3
DNF 114	Andrew Hack		ST2		Peugeot 405	17:33.548	7	-- 7 laps --	1:01.978	87.55	2:28.817	6

----- FASTEST LAP SUMMARY -----

NO	DRIVER/S	CLASS	CAR MAKE / MODEL	FASTEST LAP	ON	MPH
4	Rickard Rydell	ST1	Volvo S40	2:17.186	3	96.06
50	Abigail Eaton	GA6	Holden Commodore	2:21.099	3	93.39
17	Mark Smith	GA2	BMW E30 M3	2:25.372	9	90.65
27	Allan Scott	ST2	Mazda 323F	2:26.899	2	89.71
14	Jan Van Elderen	GA1	Ford Sierra RS500	2:29.212	7	88.32
7	Frisco	ST4	Nissan Primera	2:29.882	7	87.92
117	Jeff Allam	GP1	Ford Capri	2:35.286	2	84.86

Car 144 - Non starter

Session Start: 15:03:41 - Finish: 15:24:08

Weather/Track Conditions: Bright / Dry

Circuit: Silverstone Grand Prix Wing

Track Length: 5.891 Km - 3.6605 miles

These results are provisional until the conclusion of any judicial and technical matters.

Clerk of the Course: Julian Floyd	Timekeeper: Nick Palmer	Issued at:
--	--------------------------------	------------

Silverstone Classic - 20 - 22 Jul 2018

JET Super Touring Car Trophy

Race 18 - Sector Analysis

3 James Dodd (ST1)								Honda Accord							
lap	Sect-1	Speed	Sect-2	Speed	Sect-3	Speed	Laptime Pit	lap	Sect-1	Speed	Sect-2	Speed	Sect-3	Speed	Laptime Pit
1		126.9	1:08.005	136.7	28.917	101.6	2:19.078	6	41.693	128.3	1:07.538	138.4	29.075	101.9	2:18.306
2	41.660	128.1	1:07.668	137.5	28.664	102.5	2:17.992	7	42.268	127.3	1:07.246	137.5	28.763	101.6	2:18.277
3	41.659	128.6	1:07.386	137.8	28.761	102.0	2:17.806	8	42.187	127.8	1:07.359	138.1	28.845	101.7	2:18.391
4	41.787	128.6	1:07.466	138.9	29.990	100.8	2:19.243	9	41.715	129.8	1:07.344	136.7	28.875	100.8	2:17.934
5	41.792	129.1	1:07.096	138.7	28.769	101.4	2:17.657	10							

4 Rickard Rydell (ST1)								Volvo S40							
lap	Sect-1	Speed	Sect-2	Speed	Sect-3	Speed	Laptime Pit	lap	Sect-1	Speed	Sect-2	Speed	Sect-3	Speed	Laptime Pit
1		127.1	1:08.018	138.1	29.243	101.9	2:20.932	6	41.844	127.8	1:07.839	137.2	29.512	100.2	2:19.195
2	42.041	126.9	1:06.947	136.7	28.653	102.2	2:17.641	7	42.246	126.9	1:07.472	137.0	28.905	101.9	2:18.623
3	42.009	127.6	1:06.632	137.5	28.545	101.9	2:17.186	8	42.792	125.9	1:07.231	136.1	28.669	102.3	2:18.692
4	41.667	127.8	1:06.859	138.9	29.152	100.8	2:17.678	9	42.339	131.1	1:08.184	135.0	28.819	100.9	2:19.342
5	42.156	126.6	1:06.972	137.0	28.581	102.0	2:17.709	10							

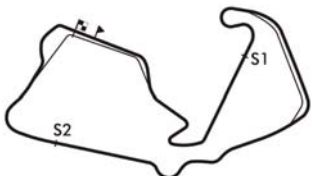
7 Frisco (ST4)								Nissan Primera							
lap	Sect-1	Speed	Sect-2	Speed	Sect-3	Speed	Laptime Pit	lap	Sect-1	Speed	Sect-2	Speed	Sect-3	Speed	Laptime Pit
1		119.2	1:14.887	129.8	32.801	92.6	2:37.737	6	45.732	119.6	1:13.280	132.4	31.149	94.4	2:30.161
2	47.535	119.8	1:14.574	128.1	31.846	94.5	2:33.955	7	45.643	121.6	1:12.678	131.6	31.561	94.5	2:29.882
3	45.915	117.5	1:13.700	132.1	31.556	94.7	2:31.171	8	52.701	89.7	1:17.828	120.5	32.273	86.6	2:42.802
4	45.532	120.5	1:13.104	132.9	31.434	94.2	2:30.070	9	47.173	115.7	1:14.314	126.4	32.078	87.2	2:33.565
5	45.987	116.7	1:13.129	133.4	32.000	95.2	2:31.116	10							

11 Steffan Irmeler (ST2)								Opel Astra ST							
lap	Sect-1	Speed	Sect-2	Speed	Sect-3	Speed	Laptime Pit	lap	Sect-1	Speed	Sect-2	Speed	Sect-3	Speed	Laptime Pit
1		116.3	1:14.807	125.4	33.048	90.2	2:37.545	5	47.252	114.1	1:17.109	125.0	32.543	89.2	2:36.904
2	46.972	112.8	1:15.474	123.6	33.320	88.9	2:35.766	6	48.642	116.1	1:16.082	123.6	33.394	85.3	2:38.118
3	47.765	118.1	1:15.671	122.7	33.156	86.3	2:36.592	7	47.688	113.7	1:15.264	124.5	32.464	87.0	2:35.416
4	47.582	113.4	1:17.877	122.2	34.107	88.7	2:39.566	8	47.555	117.7	1:16.021	123.4	32.450	87.9	2:36.026

14 Jan Van Elderen (GA1)								Ford Sierra RS500							
lap	Sect-1	Speed	Sect-2	Speed	Sect-3	Speed	Laptime Pit	lap	Sect-1	Speed	Sect-2	Speed	Sect-3	Speed	Laptime Pit
1		114.7	1:13.090	130.3	31.736	94.4	2:33.123	6	45.302	118.6	1:12.877	129.3	31.774	94.0	2:29.953
2	45.061	119.4	1:12.713	129.3	31.878	93.6	2:29.652	7	45.441	119.0	1:12.257	129.8	31.514	93.5	2:29.212
3	45.675	117.9	1:12.583	129.6	31.998	92.8	2:30.256	8	45.147	118.6	1:12.911	129.3	31.665	93.8	2:29.723
4	45.607	118.6	1:12.770	129.8	31.856	94.5	2:30.233	9	45.926	119.2	1:12.749	130.6	31.993	88.6	2:30.668
5	45.188	119.6	1:12.804	129.3	31.857	93.0	2:29.849	10							

17 Mark Smith (GA2)								BMW E30 M3							
lap	Sect-1	Speed	Sect-2	Speed	Sect-3	Speed	Laptime Pit	lap	Sect-1	Speed	Sect-2	Speed	Sect-3	Speed	Laptime Pit
1		121.1	1:11.254	131.8	30.679	94.7	2:28.728	6	44.408	120.1	1:11.030	131.3	30.403	93.9	2:25.841
2	44.531	121.6	1:11.230	131.1	31.072	92.0	2:26.833	7	44.921	120.9	1:11.534	131.1	30.542	93.6	2:26.997
3	44.453	120.9	1:10.958	131.6	30.599	93.6	2:26.010	8	45.174	119.2	1:10.303	132.9	30.589	93.2	2:26.066
4	44.167	120.9	1:11.255	132.1	30.582	92.3	2:26.004	9	44.341	121.1	1:10.562	131.3	30.469	94.4	2:25.372
5	44.476	120.5	1:11.114	131.8	30.487	93.6	2:26.077	10							

23 Dan Wheeler (ST1)								Nissan Primera							
lap	Sect-1	Speed	Sect-2	Speed	Sect-3	Speed	Laptime Pit	lap	Sect-1	Speed	Sect-2	Speed	Sect-3	Speed	Laptime Pit
1		123.1	1:10.191	132.9	29.920	97.1	2:27.093	6	44.858	121.6	1:10.040	134.5	29.667	97.4	2:24.565
2	43.909	125.2	1:09.555	133.7	30.248	95.9	2:23.712	7	44.292	125.0	1:09.460	134.2	30.143	96.7	2:23.895
3	44.416	123.6	1:10.062	134.2	30.008	97.9	2:24.486	8	44.126	124.5	1:09.922	133.9	29.916	97.4	2:23.964
4	44.174	125.7	1:09.705	135.3	30.219	96.6	2:24.098	9	43.979	126.9	1:09.591	133.4	29.888	97.4	2:23.458
5	45.077	123.6	1:10.489	134.2	30.070	95.2	2:25.636	10							



Session Start: 15:03:41 - Finish: 15:24:08

Weather/Track Conditions: Bright / Dry

Circuit: Silverstone Grand Prix Wing

Track Length: 5.891 Km - 3.6605 miles

Printed: 22-07-2018 - 15:32

Silverstone Classic - 20 - 22 Jul 2018

JET Super Touring Car Trophy

Race 18 - Sector Analysis

25 Bruce Miles (ST1)								BMW 320							
lap	Sect-1	Speed	Sect-2	Speed	Sect-3	Speed	Laptime Pit	lap	Sect-1	Speed	Sect-2	Speed	Sect-3	Speed	Laptime Pit
1		112.8	1:13.288	130.6	32.855	92.2	2:35.277	6	44.998	123.1	1:12.323	130.8	31.939	93.0	2:29.260
2	44.881	123.6	1:12.435	119.4	33.210	89.4	2:30.526	7	45.044	124.0	1:12.000	125.0	32.162	91.2	2:29.206
3	45.938	121.6	1:12.528	131.3	31.913	91.0	2:30.379	8	45.895	122.0	1:12.546	128.6	32.193	92.2	2:30.634
4	48.434	121.6	1:13.711	129.1	33.576	91.3	2:35.721	9	45.748	122.7	1:12.609	128.1	33.064	90.1	2:31.421
5	46.081	123.4	1:12.151	129.6	31.900	92.3	2:30.132	10							

27 Allan Scott (ST2)								Mazda 323F							
lap	Sect-1	Speed	Sect-2	Speed	Sect-3	Speed	Laptime Pit	lap	Sect-1	Speed	Sect-2	Speed	Sect-3	Speed	Laptime Pit
1		116.9	1:12.122	130.6	30.915	92.7	2:31.866	6	45.292	117.1	1:12.230	127.6	31.173	91.6	2:28.695
2	44.836	119.4	1:11.380	129.1	30.683	93.6	2:26.899	7	45.563	118.1	1:12.233	125.9	31.132	92.3	2:28.928
3	45.192	118.8	1:11.820	129.1	30.865	92.8	2:27.877	8	45.614	118.1	1:12.448	127.8	31.270	90.8	2:29.332
4	45.563	118.6	1:11.752	129.6	30.810	93.0	2:28.125	9	46.125	117.3	1:12.708	127.1	31.351	88.1	2:30.184
5	45.377	117.9	1:12.366	128.8	30.877	93.0	2:28.620	10							

28 Jason Hughes (ST1)								Vauxhall Vectra							
lap	Sect-1	Speed	Sect-2	Speed	Sect-3	Speed	Laptime Pit	lap	Sect-1	Speed	Sect-2	Speed	Sect-3	Speed	Laptime Pit
1		125.9	1:09.375	135.6	29.813	98.6	2:24.319	6	42.898	127.3	1:08.753	136.7	29.315	100.9	2:20.966
2	43.079	126.9	1:08.838	136.1	30.000	98.9	2:21.917	7	42.973	128.3	1:09.202	123.1	29.648	98.7	2:21.823
3	43.355	127.1	1:08.756	134.8	29.871	99.5	2:21.982	8	43.065	127.3	1:08.786	138.1	29.668	98.1	2:21.519
4	42.910	127.6	1:08.791	136.1	29.347	99.9	2:21.048	9	43.172	130.3	1:08.669	135.0	29.449	99.3	2:21.290
5	42.943	127.6	1:08.540	137.0	29.425	99.6	2:20.908	10							

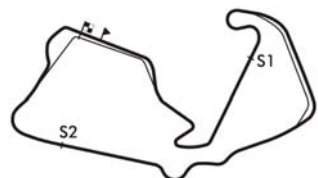
36 Keith Butcher (ST2)								Audi A4							
lap	Sect-1	Speed	Sect-2	Speed	Sect-3	Speed	Laptime Pit	lap	Sect-1	Speed	Sect-2	Speed	Sect-3	Speed	Laptime Pit
1		117.9	1:14.153	126.4	32.405	91.5	2:36.007	6	44.863	119.0	1:12.922	128.1	31.789	91.7	2:29.574
2	45.493	118.4	1:14.471	127.1	32.038	91.8	2:32.002	7	45.708	117.3	1:13.093	127.3	31.365	92.3	2:30.166
3	45.330	120.1	1:12.971	128.8	31.566	92.5	2:29.867	8	45.241	119.2	1:13.265	127.1	31.251	90.7	2:29.757
4	45.356	117.9	1:14.256	127.6	33.332	88.6	2:32.944	9	45.749	118.6	1:13.187	127.8	31.516	90.8	2:30.452
5	47.072	119.0	1:13.928	127.3	31.651	92.7	2:32.651	10							

41 George Pochciol (GP1)								Ford Capri							
lap	Sect-1	Speed	Sect-2	Speed	Sect-3	Speed	Laptime Pit	lap	Sect-1	Speed	Sect-2	Speed	Sect-3	Speed	Laptime Pit
1		112.2	1:19.538	121.6	34.868	83.5	2:47.551	5	49.296	111.7	1:19.540	123.8	33.708	85.0	2:42.544
2	49.765	111.1	1:19.539	123.8	34.309	83.7	2:43.613	6	49.410	113.6	1:18.495	123.6	34.376	84.0	2:42.281
3	49.462	108.6	1:21.587	123.1	34.569	82.7	2:45.618	7	50.029	105.7	1:20.878	123.8	34.162	84.5	2:45.069
4	49.637	111.3	1:20.568	123.1	34.380	83.7	2:44.585	8	49.550	111.7	1:19.122	123.6	34.699	83.7	2:43.371

50 Abigail Eaton (GA6)								Holden Commodore							
lap	Sect-1	Speed	Sect-2	Speed	Sect-3	Speed	Laptime Pit	lap	Sect-1	Speed	Sect-2	Speed	Sect-3	Speed	Laptime Pit
1		132.4	1:08.115	144.3	30.694	99.3	2:21.705	5	43.173	132.9	1:08.899	142.5	30.254	98.9	2:22.326
2	42.964	134.5	1:08.135	143.4	30.293	99.9	2:21.392	6	43.020	133.2	1:08.436	142.8	30.279	99.3	2:21.735
3	42.726	132.9	1:08.218	142.5	30.155	99.0	2:21.099	7	42.808	132.6	1:08.578	141.6	30.376	98.3	2:21.762
4	43.012	132.6	1:08.467	142.8	30.072	100.0	2:21.551	8	43.242	132.1	1:09.175	142.2	30.025	99.9	2:22.442

61 Tom Houlbrook (GA2)								BMW E30 M3							
lap	Sect-1	Speed	Sect-2	Speed	Sect-3	Speed	Laptime Pit	lap	Sect-1	Speed	Sect-2	Speed	Sect-3	Speed	Laptime Pit
1		114.9	1:14.560	129.1	33.484	91.1	2:36.876	6	44.694	118.8	1:12.020	130.6	31.229	92.1	2:27.943
2	46.725	118.6	1:12.765	131.3	32.101	93.0	2:31.591	7	45.728	119.0	1:12.332	127.3	31.212	91.3	2:29.272
3	45.420	120.3	1:13.025	130.3	31.544	94.5	2:29.989	8	45.422	119.2	1:12.245	129.3	30.842	93.0	2:28.509
4	45.998	117.5	1:13.413	131.6	32.755	86.4	2:32.166	9	45.397	119.4	1:11.974	129.1	31.481	90.1	2:28.852
5	46.880	118.1	1:12.258	129.3	31.110	93.1	2:30.248	10							

67 Tony Absolom (ST2)								Vauxhall Cavalier							
lap	Sect-1	Speed	Sect-2	Speed	Sect-3	Speed	Laptime Pit	lap	Sect-1	Speed	Sect-2	Speed	Sect-3	Speed	Laptime Pit
1		114.9	1:12.701	127.6	31.529	93.2	2:32.327	6	44.990	119.6	1:14.087	125.4	31.623	92.5	2:30.700
2	44.722	120.9	1:12.186	127.8	31.454	92.8	2:28.362	7	45.026	119.0	1:13.874	125.7	31.537	92.3	2:30.437
3	44.588	119.8	1:11.988	127.1	31.191	92.1	2:27.767	8	44.947	119.6	1:13.512	126.6	31.697	92.6	2:30.156
4	45.625	117.7	1:12.703	127.8	31.235	92.3	2:29.563	9	45.084	119.4	1:13.457	125.7	32.004	89.5	2:30.545
5	44.840	119.6	1:12.543	126.9	31.133	92.3	2:28.516	10							



Session Start: 15:03:41 - Finish: 15:24:08

Weather/Track Conditions: Bright / Dry

Circuit: Silverstone Grand Prix Wing

Track Length: 5.891 Km - 3.6605 miles

Printed: 22-07-2018 - 15:32

Silverstone Classic - 20 - 22 Jul 2018

JET Super Touring Car Trophy

Race 18 - Sector Analysis

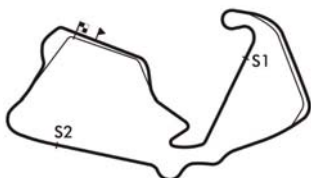
97 Neil Smith (ST1)								Alfa Romeo 156							
lap	Sect-1	Speed	Sect-2	Speed	Sect-3	Speed	Laptime Pit	lap	Sect-1	Speed	Sect-2	Speed	Sect-3	Speed	Laptime Pit
1		123.1	1:10.764	132.6	29.987	99.5	2:25.079	6	42.925	123.1	1:08.481	133.9	29.359	99.2	2:20.765
2	42.987	124.0	1:08.825	132.9	29.846	99.0	2:21.658	7	43.522	122.9	1:08.891	132.6	29.610	97.4	2:22.023
3	43.363	123.6	1:08.920	132.9	29.679	98.1	2:21.962	8	43.378	123.4	1:09.905	133.7	29.587	98.9	2:22.870
4	43.113	123.8	1:08.887	132.9	29.376	97.9	2:21.376	9	43.295	123.8	1:09.523	131.1	30.750	91.0	2:23.568
5	43.305	122.9	1:08.910	132.4	29.435	99.2	2:21.650	10							

98 John Cleland (ST1)								Vauxhall Vectra							
lap	Sect-1	Speed	Sect-2	Speed	Sect-3	Speed	Laptime Pit	lap	Sect-1	Speed	Sect-2	Speed	Sect-3	Speed	Laptime Pit
1		123.1	1:09.046	132.4	29.890	100.2	2:23.714	6	43.272	125.4	1:08.778	135.3	29.833	99.5	2:21.883
2	42.727	125.2	1:08.507	133.7	29.642	101.1	2:20.876	7	43.428	123.6	1:08.237	135.6	29.901	94.5	2:21.566
3	42.576	126.1	1:08.489	133.9	29.586	100.2	2:20.651	8	43.337	127.1	1:08.255	132.6	29.690	98.6	2:21.282
4	42.739	126.1	1:08.518	135.6	29.575	99.7	2:20.832	9	43.120	125.0	1:09.090	131.8	30.061	99.6	2:22.271
5	43.499	124.3	1:09.195	134.5	29.560	97.3	2:22.254	10							

114 Andrew Hack (ST2)								Peugeot 405							
lap	Sect-1	Speed	Sect-2	Speed	Sect-3	Speed	Laptime Pit	lap	Sect-1	Speed	Sect-2	Speed	Sect-3	Speed	Laptime Pit
1		113.4	1:14.420	124.5	32.823	89.2	2:37.073	5	45.339	111.5	1:12.959	123.6	31.146	90.6	2:29.444
2	45.940	113.4	1:12.955	120.9	31.188	90.7	2:30.083	6	45.570	109.7	1:12.337	123.4	30.910	91.0	2:28.817
3	45.494	111.3	1:12.651	123.8	31.006	90.4	2:29.151	7	45.573	108.6	1:12.630	122.9	30.688	88.0	2:28.891
4	46.218	111.1	1:12.662	123.8	31.209	91.1	2:30.089	8							

117 Jeff Allam (GP1)								Ford Capri							
lap	Sect-1	Speed	Sect-2	Speed	Sect-3	Speed	Laptime Pit	lap	Sect-1	Speed	Sect-2	Speed	Sect-3	Speed	Laptime Pit
1		110.7	1:17.485	125.4	32.511	87.9	2:41.598	5	47.584	114.1	1:15.577	127.1	32.518	89.3	2:35.679
2	47.583	117.1	1:15.288	128.1	32.415	88.0	2:35.286	6	47.448	113.6	1:15.783	127.1	32.576	89.4	2:35.807
3	47.213	113.7	1:15.657	126.6	32.625	88.0	2:35.495	7	47.676	116.3	1:15.964	126.1	33.105	89.4	2:36.745
4	47.392	112.4	1:15.757	127.6	33.026	88.9	2:36.175	8	47.323	114.9	1:16.029	125.7	32.697	89.5	2:36.049

128 Scott O'Donnell (GP1)								Ford Capri							
lap	Sect-1	Speed	Sect-2	Speed	Sect-3	Speed	Laptime Pit	lap	Sect-1	Speed	Sect-2	Speed	Sect-3	Speed	Laptime Pit
1		114.5	1:18.831	122.5	34.157	86.7	2:44.298	5	48.723	113.6	1:18.344	122.5	33.303	87.5	2:40.370
2	48.497	114.7	1:18.242	121.8	33.616	87.0	2:40.355	6	48.534	112.2	1:17.924	122.7	33.708	87.1	2:40.166
3	48.674	113.9	1:18.643	122.2	33.786	87.0	2:41.103	7	50.504	114.3	1:18.433	122.2	33.766	87.0	2:42.703
4	48.421	114.9	1:18.026	123.1	33.971	86.2	2:40.418	8	51.455	112.2	1:18.060	121.8	33.668	86.7	2:43.183



Session Start: 15:03:41 - Finish: 15:24:08

Weather/Track Conditions: Bright / Dry

Circuit: Silverstone Grand Prix Wing

Track Length: 5.891 Km - 3.6605 miles

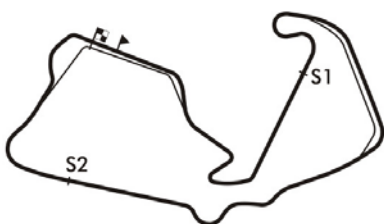
Printed: 22-07-2018 - 15:32

Silverstone Classic - 20 - 22 Jul 2018

JET Super Touring Car Trophy

Race 18 - Best Sector Times

	SECTOR 1			SECTOR 2			SECTOR 3			IDEAL / BEST LAP COMPARISON					
	NO	TIME	LAP	NO	TIME	LAP	NO	TIME	LAP	NO	NAME	BEST	IN	IDEAL	DIFF
1	3	41.659	3	4	1:06.632	3	4	28.545	3	4	Rickard Rydell	2:17.186	3	2:16.844	+0.342
2	4	41.667	4	3	1:07.096	5	3	28.664	2	3	James Dodd	2:17.657	5	2:17.419	+0.238
3	98	42.576	3	50	1:08.115	1	28	29.315	6	98	John Cleland	2:20.651	3	2:20.373	+0.278
4	50	42.726	3	98	1:08.237	7	97	29.359	6	97	Neil Smith	2:20.765	6	2:20.765	+0.000
5	28	42.898	6	97	1:08.481	6	98	29.560	5	28	Jason Hughes	2:20.908	5	2:20.753	+0.155
6	97	42.925	6	28	1:08.540	5	23	29.667	6	23	Dan Wheeler	2:23.458	9	2:23.036	+0.422
7	23	43.909	2	23	1:09.460	7	50	30.025	8	17	Mark Smith	2:25.372	9	2:24.873	+0.499
8	17	44.167	4	17	1:10.303	8	17	30.403	6	27	Allan Scott	2:26.899	2	2:26.899	+0.000
9	67	44.588	3	27	1:11.380	2	27	30.683	2	67	Tony Absolom	2:27.767	3	2:27.709	+0.058
10	61	44.694	6	61	1:11.974	9	114	30.688	7	61	Tom Houlbrook	2:27.943	6	2:27.510	+0.433
11	27	44.836	2	67	1:11.988	3	61	30.842	8	25	Bruce Miles	2:29.206	7	2:28.781	+0.425
12	36	44.863	6	25	1:12.000	7	67	31.133	5	14	Jan Van Elderen	2:29.212	7	2:28.832	+0.380
13	25	44.881	2	14	1:12.257	7	7	31.149	6	36	Keith Butcher	2:29.574	6	2:29.036	+0.538
14	14	45.061	2	114	1:12.337	6	36	31.251	8	7	Frisco	2:29.882	7	2:29.359	+0.523
15	114	45.339	5	7	1:12.678	7	14	31.514	7	117	Jeff Allam	2:35.286	2	2:34.916	+0.370
16	7	45.532	4	36	1:12.922	6	25	31.900	5	11	Steffan Irmiler	2:35.416	7	2:34.229	+1.187
17	11	46.972	2	11	1:14.807	1	117	32.415	2	128	Scott O'Donnell	2:40.166	6	2:39.648	+0.518
18	117	47.213	3	117	1:15.288	2	11	32.450	8	41	George Pochciol	2:42.281	6	2:41.499	+0.782
19	128	48.421	4	128	1:17.924	6	128	33.303	5	50	Abigail Eaton	2:21.099	3	2:20.866	+0.233
20	41	49.296	5	41	1:18.495	6	41	33.708	5	114	Andrew Hack	2:28.817	6	2:28.364	+0.453



Session Start: 15:03:41 - Finish: 15:24:08

Weather/Track Conditions: Bright / Dry

Circuit: Silverstone Grand Prix Wing

Track Length: 5.891 Km - 3.6605 miles

Printed: 22-07-2018 - 15:33

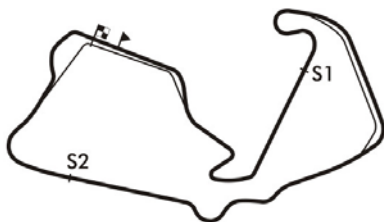


Silverstone Classic - 20 - 22 Jul 2018

JET Super Touring Car Trophy

Race 18 - Best Sector Speeds

	NO	SECTOR 1	MPH	NO	SECTOR 2	MPH	NO	SECTOR 3	MPH
1	50	Abigail Eaton	134.5	50	Abigail Eaton	144.3	3	James Dodd	102.5
2	4	Rickard Rydell	131.1	3	James Dodd	138.9	4	Rickard Rydell	102.3
3	28	Jason Hughes	130.3	4	Rickard Rydell	138.9	98	John Cleland	101.1
4	3	James Dodd	129.8	28	Jason Hughes	138.1	28	Jason Hughes	100.9
5	98	John Cleland	127.1	98	John Cleland	135.6	50	Abigail Eaton	100.0
6	23	Dan Wheeler	126.9	23	Dan Wheeler	135.3	97	Neil Smith	99.5
7	25	Bruce Miles	124.0	97	Neil Smith	133.9	23	Dan Wheeler	97.9
8	97	Neil Smith	124.0	7	Frisco	133.4	7	Frisco	95.2
9	7	Frisco	121.6	17	Mark Smith	132.9	17	Mark Smith	94.7
10	17	Mark Smith	121.6	61	Tom Houlbrook	131.6	14	Jan Van Elderen	94.5
11	67	Tony Absolom	120.9	25	Bruce Miles	131.3	61	Tom Houlbrook	94.5
12	61	Tom Houlbrook	120.3	14	Jan Van Elderen	130.6	27	Allan Scott	93.6
13	36	Keith Butcher	120.1	27	Allan Scott	130.6	67	Tony Absolom	93.2
14	14	Jan Van Elderen	119.6	36	Keith Butcher	128.8	25	Bruce Miles	93.0
15	27	Allan Scott	119.4	117	Jeff Allam	128.1	36	Keith Butcher	92.7
16	11	Steffan Irmiler	118.1	67	Tony Absolom	127.8	114	Andrew Hack	91.1
17	117	Jeff Allam	117.1	11	Steffan Irmiler	125.4	11	Steffan Irmiler	90.2
18	128	Scott O'Donnell	114.9	114	Andrew Hack	124.5	117	Jeff Allam	89.5
19	41	George Pochciol	113.6	41	George Pochciol	123.8	128	Scott O'Donnell	87.5
20	114	Andrew Hack	113.4	128	Scott O'Donnell	123.1	41	George Pochciol	85.0



Session Start: 15:03:41 - Finish: 15:24:08

Weather/Track Conditions: Bright / Dry

Circuit: Silverstone Grand Prix Wing

Track Length: 5.891 Km - 3.6605 miles

Printed: 22-07-2018 - 15:33



Silverstone Classic - 20 - 22 Jul 2018

JET Super Touring Car Trophy

Race 18 - Lap Chart

Lap 1			Lap 2			Lap 3			Lap 4			Lap 5			Lap 6		
NO	Behind	Laptime	NO	Behind	Laptime	NO	Behind	Laptime	NO	Behind	Laptime	NO	Behind	Laptime	NO	Behind	Laptime
3		2:19.078	3		2:17.992	3		2:17.806	4		2:17.678	4		2:17.709	3		2:18.306
4	1.854	2:20.932	4	1.503	2:17.641	4	0.883	2:17.186	3	0.682	2:19.243	3	0.630	2:17.657	4	0.259	2:19.195
50	2.627	2:21.705	50	6.027	2:21.392	50	9.320	2:21.099	50	12.310	2:21.551	50	16.927	2:22.326	50	19.726	2:21.735
98	4.636	2:23.714	98	7.520	2:20.876	98	10.365	2:20.651	98	12.636	2:20.832	98	17.181	2:22.254	98	20.128	2:21.883
28	5.241	2:24.319	28	9.166	2:21.917	28	13.342	2:21.982	28	15.829	2:21.048	28	19.028	2:20.908	28	21.058	2:20.966
97	6.001	2:25.079	97	9.667	2:21.658	97	13.823	2:21.962	97	16.638	2:21.376	97	20.579	2:21.650	97	22.408	2:20.765
23	8.015	2:27.093	23	13.735	2:23.712	23	20.415	2:24.486	23	25.952	2:24.098	23	33.879	2:25.636	23	39.508	2:24.565
17	9.650	2:28.728	17	18.491	2:26.833	17	26.695	2:26.010	17	34.138	2:26.004	17	42.506	2:26.077	17	49.411	2:25.841
27	12.788	2:31.866	27	21.695	2:26.899	27	31.766	2:27.877	27	41.330	2:28.125	27	52.241	2:28.620	27	1:02.000	2:28.695
67	13.249	2:32.327	67	23.619	2:28.362	67	33.580	2:27.767	67	44.582	2:29.563	67	55.389	2:28.516	67	1:07.153	2:30.700
14	14.045	2:33.123	14	25.705	2:29.652	14	38.155	2:30.256	14	49.827	2:30.233	14	1:01.967	2:29.849	14	1:12.984	2:29.953
25	16.199	2:35.277	25	28.733	2:30.526	25	41.306	2:30.379	114	52.959	2:30.089	114	1:04.694	2:29.444	114	1:14.575	2:28.817
36	16.929	2:36.007	114	30.086	2:30.083	114	41.431	2:29.151	61	57.185	2:32.166	61	1:09.724	2:30.248	61	1:18.731	2:27.943
61	17.798	2:36.876	36	30.939	2:32.002	36	43.000	2:29.867	36	57.383	2:32.944	25	1:10.889	2:30.132	25	1:21.213	2:29.260
114	17.995	2:37.073	61	31.397	2:31.591	61	43.580	2:29.989	25	58.466	2:35.721	36	1:12.325	2:32.651	36	1:22.963	2:29.574
11	18.467	2:37.545	7	34.622	2:33.955	7	47.987	2:31.171	7	59.496	2:30.070	7	1:12.903	2:31.116	7	1:24.128	2:30.161
7	18.659	2:37.737	11	36.241	2:35.766	11	55.027	2:36.592	117	1:15.117	2:36.175	117	1:33.087	2:35.679	117	1:49.958	2:35.807
117	22.520	2:41.598	117	39.814	2:35.286	117	57.503	2:35.495	11	1:16.032	2:39.566	11	1:35.227	2:36.904	11	1:54.409	2:38.118
128	25.220	2:44.298	128	47.583	2:40.355	128	1:10.880	2:41.103	128	1:32.737	2:40.418	128	1:55.398	2:40.370	128	2:16.628	2:40.166
41	28.473	2:47.551	41	54.094	2:43.613	41	1:21.906	2:45.618	41	1:47.930	2:44.585	41	2:12.765	2:42.544			

Session Start: 15:03:41 - Finish: 15:24:08

Weather/Track Conditions: Bright / Dry

Circuit: Silverstone Grand Prix Wing

Track Length: 5.891 Km - 3.6605 miles

Printed: 22-07-2018 - 15:33

Silverstone Classic - 20 - 22 Jul 2018

JET Super Touring Car Trophy

Race 18 - Lap Chart

Lap 7			Lap 8			Lap 9		
NO	Behind	Laptime	NO	Behind	Laptime	NO	Behind	Laptime
3		2:18.277	3		2:18.391	3		2:17.934
4	0.605	2:18.623	4	0.906	2:18.692	4	2.314	2:19.342
41	1 LAP	2:42.281	128	1 LAP	2:42.703	117	1 LAP	2:36.049
50	23.211	2:21.762	98	26.308	2:21.282	11	1 LAP	2:36.026
98	23.417	2:21.566	50	27.262	2:22.442	98	30.645	2:22.271
28	24.604	2:21.823	28	27.732	2:21.519	28	31.088	2:21.290
97	26.154	2:22.023	97	30.633	2:22.870	97	36.267	2:23.568
23	45.126	2:23.895	41	1 LAP	2:45.069	128	1 LAP	2:43.183
17	58.131	2:26.997	23	50.699	2:23.964	23	56.223	2:23.458
27	1:12.651	2:28.928	17	1:05.806	2:26.066	41	1 LAP	2:43.371
67	1:19.313	2:30.437	27	1:23.592	2:29.332	17	1:13.244	2:25.372
14	1:23.919	2:29.212	67	1:31.078	2:30.156	27	1:35.842	2:30.184
114	1:25.189	2:28.891	14	1:35.251	2:29.723	67	1:43.689	2:30.545
61	1:29.726	2:29.272	61	1:39.844	2:28.509	14	1:47.985	2:30.668
25	1:32.142	2:29.206	25	1:44.385	2:30.634	61	1:50.762	2:28.852
36	1:34.852	2:30.166	36	1:46.218	2:29.757	25	1:57.872	2:31.421
7	1:35.733	2:29.882	7	2:00.144	2:42.802	36	1:58.736	2:30.452
117	2:08.426	2:36.745				7	2:15.775	2:33.565
11	2:11.548	2:35.416						

Session Start: 15:03:41 - Finish: 15:24:08

Weather/Track Conditions: Bright / Dry

Circuit: Silverstone Grand Prix Wing

Track Length: 5.891 Km - 3.6605 miles

Printed: 22-07-2018 - 15:33