



DUNLOP SALOON CAR CUP

Donington Park National Circuit

8th / 9th May 2019



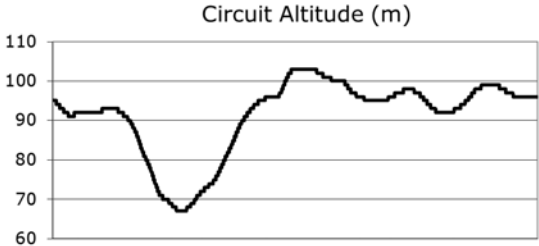
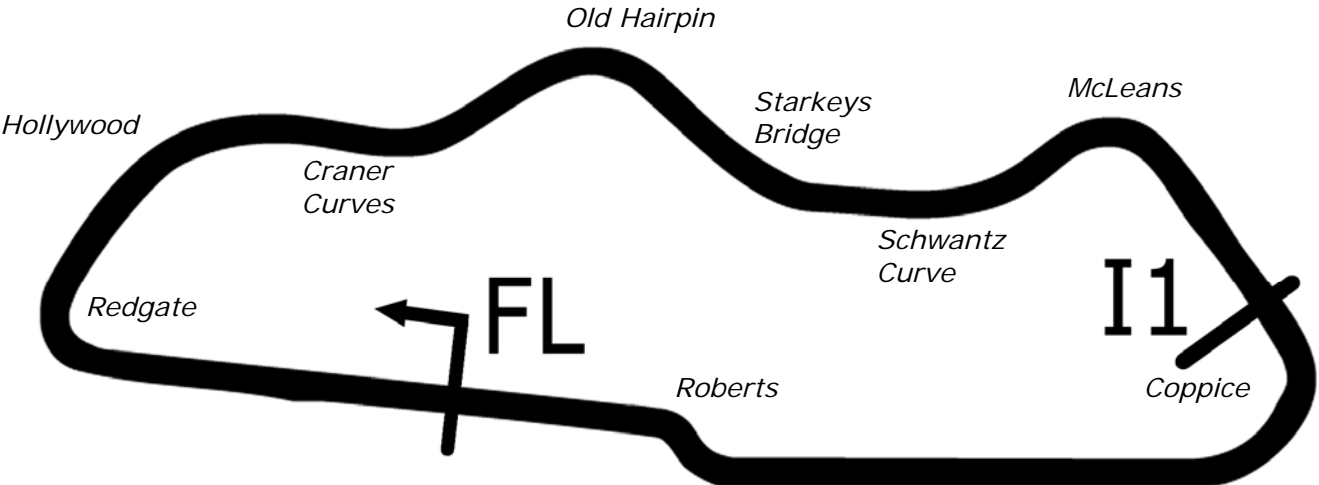
Results Provided by Timing Solutions Ltd
www.tsl-timing.com

Donington Park National



SPORTS TIMING

TIMING SOLUTIONS LTD



Length	1.9790 miles	3185.0 m	
FL		52.82971 N	1.37867 W
I1	2096m	52.82978 N	1.36508 W
Pit Entry	3100m	52.82951 N	1.37832 W
Pit Exit	229m after FL	52.82996 N	1.38205 W
Pit Entry–Pit Exit 256m, 15.3s @60kph, 11.5s @80kph			

All results available at www.tsl-timing.com

Dunlop Saloon Car Cup

QUALIFYING - RACE 6 - CLASSIFICATION

POS	NO	CL	PIC NAME	ENTRY	TIME	ON	LAPS	GAP	DIFF	MPH
1	1*	GA1	1 Julian THOMAS	Ford Sierra RS500	1:19.572	11	11			89.53
2	70	ST1	1 Stewart WHYTE	Honda Accord	1:21.337	4	9	1.765	1.765	87.59
3	60	GA1	2 Mark WRIGHT	Ford Sierra RS500	1:22.085	3	8	2.513	0.748	86.79
4	17	GA2	1 Mark SMITH	BMW E30 M3	1:22.971	11	14	3.399	0.886	85.86
5	123	GA6	1 Ric WOOD	Holden Commodore	1:23.006	4	5	3.434	0.035	85.83
6	18*	ST2	1 Darren FIELDING	Vauxhall Cavalier	1:23.635	11	13	4.063	0.629	85.18
7	67	ST2	2 Tony ABSOLOM	Vauxhall Cavaliere	1:24.579	13	14	5.007	0.944	84.23
8	28*	ST4	1 Jason HUGHES	MG ZS	1:24.716	4	8	5.144	0.137	84.10
9	22	GA1	3 Paul MENSLEY	Ford Sierra RS500	1:25.108	3	4	5.536	0.392	83.71
10	42	GA4	1 George POCHCIOL	Ford Capri	1:25.339	11	14	5.767	0.231	83.48
11	11	ST1	2 Steffan IRMLER	Opel Vectra	1:25.949	9	10	6.377	0.610	82.89
12	3	ST4	2 John PEARSON	Alfa Romeo 156SP	1:29.466	3	3	9.894	3.517	79.63
13	188	GN3	1 Ronnie HAINES	Ford Escort Mk1	1:38.158	9	12	18.586	8.692	72.58
14	81	GA1	4 Ian GOFF	Ford Sierra RS500	1:41.779	3	3	22.207	3.621	70.00
15	63	ST2	3 Max GOFF	BMW 320			1			
16	57	GA5	1 Jonathan GOMM	Ford Escort Mk1 BDA			0			

* Car 18 - Transponder incorrectly mounted & needs re-charging
 No. 1, 28 - 1 Lap time disallowed; exceeding track limits.

Weather / Track : Cloudy / Drying

These results are provisional until the conclusion of any judicial and technical matters.

Donington Park National
 Circuit Length = 1.9790 miles
 Start: 13:41 Flag 14:01 End: 14:03

Clerk Of Course :	Steward :	Timekeeper :
-------------------	-----------	--------------

Dunlop Saloon Car Cup

QUALIFYING - RACE 6 - LAP ANALYSIS

DIFF = Difference To Personal Best Lap

P1 1 Julian THOMAS				
LAP	LAP TIME	DIFF	MPH	TIME OF DAY
1 -	1:31.839	12.267	77.57	13:44:09.419
2 -	1:21.899	2.327	86.99	13:45:31.318
3 -	4:23.360 D	3.788	85.46	13:46:54.678
4 -	1:21.025	1.453	87.93	13:48:15.703
5 -	1:20.885	1.313	88.08	13:49:36.588
6 -	1:26.007 P	6.435	82.83	13:51:02.595
7 -	5:43.798	4:24.226	20.72	13:56:46.393
8 -	1:23.811	4.239	85.00	13:58:10.204
9 -	1:20.384 (3)	0.812	88.63	13:59:30.588
10 -	1:20.299 (2)	0.727	88.72	14:00:50.887
11 -	1:19.572 (1)		89.53	14:02:10.459

P2 70 Stewart WHYTE				
LAP	LAP TIME	DIFF	MPH	TIME OF DAY
1 -	1:35.146	13.809	74.88	13:44:20.838
2 -	1:25.088	3.751	83.73	13:45:45.926
3 -	1:22.599	1.262	86.25	13:47:08.525
4 -	1:21.337 (1)		87.59	13:48:29.862
5 -	1:21.977 (3)	0.640	86.91	13:49:51.839
6 -	1:22.316	0.979	86.55	13:51:14.155
7 -	1:21.627 (2)	0.290	87.28	13:52:35.782
8 -	1:22.317	0.980	86.55	13:53:58.099
9 -	1:40.403 P	19.066	70.96	13:55:38.502

P3 60 Mark WRIGHT				
LAP	LAP TIME	DIFF	MPH	TIME OF DAY
1 -	1:29.593	7.508	79.52	13:44:05.942
2 -	1:22.801	0.716	86.04	13:45:28.743
3 -	1:22.085 (1)		86.79	13:46:50.828
4 -	1:22.164 (3)	0.079	86.71	13:48:12.992
5 -	1:22.114 (2)	0.029	86.76	13:49:35.106
6 -	1:25.233	3.148	83.59	13:51:00.339
7 -	1:23.546	1.461	85.27	13:52:23.885
8 -	2:04.837 P	42.752	57.07	13:54:28.722

P4 17 Mark SMITH				
LAP	LAP TIME	DIFF	MPH	TIME OF DAY
1 -	1:41.100	18.129	70.47	13:44:33.573
2 -	1:27.972	5.001	80.98	13:46:01.545
3 -	1:25.954	2.983	82.88	13:47:27.499
4 -	1:24.191	1.220	84.62	13:48:51.690
5 -	1:25.385	2.414	83.44	13:50:17.075
6 -	1:24.062	1.091	84.75	13:51:41.137
7 -	1:23.230 (2)	0.259	85.60	13:53:04.367
8 -	1:24.237	1.266	84.57	13:54:28.604
9 -	1:23.959	0.988	84.85	13:55:52.563
10 -	1:23.915 (3)	0.944	84.90	13:57:16.478
11 -	1:22.971 (1)		85.86	13:58:39.449
12 -	1:24.226	1.255	84.58	14:00:03.675
13 -	1:24.237	1.266	84.57	14:01:27.912
14 -	1:24.567	1.596	84.24	14:02:52.479

P5 123 Ric WOOD				
LAP	LAP TIME	DIFF	MPH	TIME OF DAY
1 -	1:39.753	16.747	71.42	13:44:30.380
2 -	1:26.923 (3)	3.917	81.96	13:45:57.303
3 -	1:24.177 (2)	1.171	84.63	13:47:21.480
4 -	1:23.006 (1)		85.83	13:48:44.486

DIFF = Difference To Personal Best Lap

P6 18 Darren FIELDING				
LAP	LAP TIME	DIFF	MPH	TIME OF DAY
5 -	1:33.008 P	10.002	76.60	13:50:17.494
1 -	1:43.308	19.673	68.96	13:44:17.250
2 -	1:40.908	17.273	70.60	13:45:58.158
3 -	1:32.734	9.099	76.82	13:47:30.892
4 -	1:29.169	5.534	79.90	13:49:00.061
5 -	1:28.433	4.798	80.56	13:50:28.494
6 -	1:27.579	3.944	81.35	13:51:56.073
7 -	1:28.483	4.848	80.51	13:53:24.556
8 -	1:25.551	1.916	83.27	13:54:50.107
9 -	1:24.954	1.319	83.86	13:56:15.061
10 -	1:24.651 (3)	1.016	84.16	13:57:39.712
11 -	1:23.635 (1)		85.18	13:59:03.347
12 -	1:24.204 (2)	0.569	84.61	14:00:27.551
13 -	1:34.905	11.270	75.07	14:02:02.456

P7 67 Tony ABSOLOM				
LAP	LAP TIME	DIFF	MPH	TIME OF DAY
1 -	1:39.255	14.676	71.78	13:44:16.307
2 -	1:30.018	5.439	79.14	13:45:46.325
3 -	1:26.674	2.095	82.20	13:47:12.999
4 -	1:26.160	1.581	82.69	13:48:39.159
5 -	1:26.386	1.807	82.47	13:50:05.545
6 -	1:25.718	1.139	83.11	13:51:31.263
7 -	1:25.129	0.550	83.69	13:52:56.392
8 -	1:26.913	2.334	81.97	13:54:23.305
9 -	1:26.079	1.500	82.76	13:55:49.384
10 -	1:25.152	0.573	83.66	13:57:14.536
11 -	1:24.683 (2)	0.104	84.13	13:58:39.219
12 -	1:24.774 (3)	0.195	84.04	14:00:03.993
13 -	1:24.579 (1)		84.23	14:01:28.572
14 -	1:24.926	0.347	83.89	14:02:53.498

P8 28 Jason HUGHES				
LAP	LAP TIME	DIFF	MPH	TIME OF DAY
1 -	1:33.067	8.351	76.55	13:44:17.450
2 -	1:29.288	4.572	79.79	13:45:46.738
3 -	1:25.064 (2)	0.348	83.75	13:47:11.802
4 -	1:24.716 (1)		84.10	13:48:36.518
5 -	1:25.402 (3)	0.686	83.42	13:50:01.920
6 -	4:24.684 D		84.13	13:51:26.604
7 -	1:25.571	0.855	83.26	13:52:52.175
8 -	1:40.561 P	15.845	70.84	13:54:32.736

P9 22 Paul MENSLEY				
LAP	LAP TIME	DIFF	MPH	TIME OF DAY
1 -	1:36.259 (3)	11.151	74.01	13:44:19.733
2 -	1:25.226 (2)	0.118	83.59	13:45:44.959
3 -	1:25.108 (1)		83.71	13:47:10.067
4 -	1:26.755 P	1.647	82.12	13:48:36.822

P10 42 George POCHCIOL				
LAP	LAP TIME	DIFF	MPH	TIME OF DAY
1 -	1:43.652	18.313	68.73	13:44:19.449
2 -	1:33.519	8.180	76.18	13:45:52.968
3 -	1:29.530	4.191	79.57	13:47:22.498
4 -	1:27.347	2.008	81.56	13:48:49.845
5 -	1:28.511	3.172	80.49	13:50:18.356

Weather / Track : Cloudy / Drying

Donington Park National
Circuit Length = 1.9790 miles
Start: 13:41 Flag 14:01 End: 14:03

Dunlop Saloon Car Cup

QUALIFYING - RACE 6 - LAP ANALYSIS

DIFF = Difference To Personal Best Lap

6 -	1:29.326	3.987	79.76	13:51:47.682
7 -	1:28.206	2.867	80.77	13:53:15.888
8 -	1:26.804	1.465	82.07	13:54:42.692
9 -	1:26.370	1.031	82.48	13:56:09.062
10 -	1:26.222 (2)	0.883	82.63	13:57:35.284
11 -	1:25.339 (1)		83.48	13:59:00.623
12 -	1:26.244 (3)	0.905	82.61	14:00:26.867
13 -	1:26.975	1.636	81.91	14:01:53.842
14 -	1:26.580	1.241	82.28	14:03:20.422

P11 11 Steffan IRMLER

LAP	LAP TIME	DIFF	MPH	TIME OF DAY
1 -	1:39.250	13.301	71.78	13:44:17.320
2 -	1:29.967	4.018	79.19	13:45:47.287
3 -	1:26.222 (2)	0.273	82.63	13:47:13.509
4 -	1:26.382	0.433	82.47	13:48:39.891
5 -	1:26.505	0.556	82.36	13:50:06.396
6 -	1:26.370 (3)	0.421	82.48	13:51:32.766
7 -	1:26.426	0.477	82.43	13:52:59.192
8 -	1:26.567	0.618	82.30	13:54:25.759
9 -	1:25.949 (1)		82.89	13:55:51.708
10 -	1:45.316 P	19.367	67.65	13:57:37.024

P12 3 John PEARSON

LAP	LAP TIME	DIFF	MPH	TIME OF DAY
1 -	1:40.995 (3)	11.529	70.54	13:44:23.187
2 -	1:32.102 (2)	2.636	77.35	13:45:55.289
3 -	1:29.466 (1)		79.63	13:47:24.755

P13 188 Ronnie HAINES

LAP	LAP TIME	DIFF	MPH	TIME OF DAY
1 -	1:54.563	16.405	62.18	13:44:48.675
2 -	1:48.827	10.669	65.46	13:46:37.502
3 -	1:45.722	7.564	67.39	13:48:23.224
4 -	1:47.077	8.919	66.53	13:50:10.301
5 -	1:45.067	6.909	67.81	13:51:55.368
6 -	1:42.865	4.707	69.26	13:53:38.233
7 -	1:39.775	1.617	71.40	13:55:18.008
8 -	1:38.934 (2)	0.776	72.01	13:56:56.942
9 -	1:38.158 (1)		72.58	13:58:35.100
10 -	1:40.029	1.871	71.22	14:00:15.129
11 -	1:39.289 (3)	1.131	71.75	14:01:54.418
12 -	1:39.563	1.405	71.55	14:03:33.981

P14 81 Ian GOFF

LAP	LAP TIME	DIFF	MPH	TIME OF DAY
1 -	1:58.633 P	16.854	60.05	13:44:46.577
2 -	16:42.181	15:00.402	7.10	14:01:28.758
3 -	1:41.779 (1)		70.00	14:03:10.537

P15 63 Max GOFF

LAP	LAP TIME	DIFF	MPH	TIME OF DAY
1 -	1:57.635 P		60.56	13:44:56.268

Dunlop Saloon Car Cup

QUALIFYING - RACE 6 - STATISTICS

Competitors Started 16
Planned Start 2019-06-08 @ 13:45:00.000
Actual Start 2019-06-08 @ 13:41:56.591
Finish Time 2019-06-08 @ 14:01:57.611
Track Length 1.9790mi.
Total Laps 129
Total Distance Covered 255.2996mi.

Session Fastest Lap History

NO	CL	NAME	LAP TIME	TIME OF DAY	LAP	VEHICLE
60	GA1	Mark WRIGHT	1:29.593	13:44:05.947	1	Ford Sierra RS500
60	GA1	Mark WRIGHT	1:22.801	13:45:28.747	2	Ford Sierra RS500
1	GA1	Julian THOMAS	1:21.899	13:45:31.320	2	Ford Sierra RS500
1	GA1	Julian THOMAS	1:21.025	13:48:15.707	4	Ford Sierra RS500
1	GA1	Julian THOMAS	1:20.885	13:49:36.592	5	Ford Sierra RS500
1	GA1	Julian THOMAS	1:20.384	13:59:30.591	9	Ford Sierra RS500
1	GA1	Julian THOMAS	1:20.299	14:00:50.888	10	Ford Sierra RS500
1	GA1	Julian THOMAS	1:19.572	14:02:10.462	11	Ford Sierra RS500

Flag History

TYPE	TIME OF DAY
GREEN	13:41:56.591
FINISH	14:01:57.611

Flag Statistics

TYPE	COUNT	TOTAL LAPS	TOTAL TIME
Green	1	14	21:44.943
Red	0	0	0.000
Safety Car	0	0	0.000
FCY	0	0	0.000

Weather / Track : Cloudy / Drying

These results are provisional until the conclusion of any judicial and technical matters.

Donington Park National
Circuit Length = 1.9790 miles
Start: 13:41 Flag 14:01 End: 14:03

Clerk Of Course :	Timekeeper :
-------------------	--------------

Dunlop Saloon Car Cup

QUALIFYING - RACE 6 - STATISTICS

CLASS : GA1

4 Starters

Fastest Lap History

NO	NAME	LAP TIME	TIME OF DAY	LAP	VEHICLE
60	Mark WRIGHT	1:29.593	13:44:05.947	1	Ford Sierra RS500
60	Mark WRIGHT	1:22.801	13:45:28.747	2	Ford Sierra RS500
1	Julian THOMAS	1:21.899	13:45:31.320	2	Ford Sierra RS500
1	Julian THOMAS	1:21.025	13:48:15.707	4	Ford Sierra RS500
1	Julian THOMAS	1:20.885	13:49:36.592	5	Ford Sierra RS500
1	Julian THOMAS	1:20.384	13:59:30.591	9	Ford Sierra RS500
1	Julian THOMAS	1:20.299	14:00:50.888	10	Ford Sierra RS500
1	Julian THOMAS	1:19.572	14:02:10.462	11	Ford Sierra RS500

Weather / Track : Cloudy / Drying

These results are provisional until the conclusion of any judicial and technical matters.

Donington Park National
Circuit Length = 1.9790 miles
Start: 13:41 Flag 14:01 End: 14:03

Clerk Of Course :

Timekeeper :

Dunlop Saloon Car Cup

QUALIFYING - RACE 6 - STATISTICS

CLASS : GA2

1 Starters

Fastest Lap History

NO	NAME	LAP TIME	TIME OF DAY	LAP	VEHICLE
17	Mark SMITH	1:41.100	13:44:33.578	1	BMW E30 M3
17	Mark SMITH	1:27.972	13:46:01.550	2	BMW E30 M3
17	Mark SMITH	1:25.954	13:47:27.505	3	BMW E30 M3
17	Mark SMITH	1:24.191	13:48:51.696	4	BMW E30 M3
17	Mark SMITH	1:24.062	13:51:41.142	6	BMW E30 M3
17	Mark SMITH	1:23.230	13:53:04.374	7	BMW E30 M3
17	Mark SMITH	1:22.971	13:58:39.455	11	BMW E30 M3

Weather / Track : Cloudy / Drying

These results are provisional until the conclusion of any judicial and technical matters.

Donington Park National
Circuit Length = 1.9790 miles
Start: 13:41 Flag 14:01 End: 14:03

Clerk Of Course :

Timekeeper :

Dunlop Saloon Car Cup

QUALIFYING - RACE 6 - STATISTICS

CLASS : GA4

1 Starters

Fastest Lap History

NO	NAME	LAP TIME	TIME OF DAY	LAP	VEHICLE
42	George POCHCIOL	1:43.652	13:44:19.448	1	Ford Capri
42	George POCHCIOL	1:33.519	13:45:52.968	2	Ford Capri
42	George POCHCIOL	1:29.530	13:47:22.497	3	Ford Capri
42	George POCHCIOL	1:27.347	13:48:49.846	4	Ford Capri
42	George POCHCIOL	1:26.804	13:54:42.692	8	Ford Capri
42	George POCHCIOL	1:26.370	13:56:09.062	9	Ford Capri
42	George POCHCIOL	1:26.222	13:57:35.283	10	Ford Capri
42	George POCHCIOL	1:25.339	13:59:00.623	11	Ford Capri

Weather / Track : Cloudy / Drying

These results are provisional until the conclusion of any judicial and technical matters.

Donington Park National
Circuit Length = 1.9790 miles
Start: 13:41 Flag 14:01 End: 14:03

Clerk Of Course :		Timekeeper :
-------------------	--	--------------

Dunlop Saloon Car Cup

QUALIFYING - RACE 6 - STATISTICS

CLASS : GA6

1 Starters

Fastest Lap History

NO	NAME	LAP TIME	TIME OF DAY	LAP	VEHICLE
123	Ric WOOD	1:39.753	13:44:30.380	1	Holden Commodore
123	Ric WOOD	1:26.923	13:45:57.302	2	Holden Commodore
123	Ric WOOD	1:24.177	13:47:21.481	3	Holden Commodore
123	Ric WOOD	1:23.006	13:48:44.486	4	Holden Commodore

Weather / Track : Cloudy / Drying

These results are provisional until the conclusion of any judicial and technical matters.

Donington Park National
Circuit Length = 1.9790 miles
Start: 13:41 Flag 14:01 End: 14:03

Clerk Of Course :

Timekeeper :

Dunlop Saloon Car Cup

QUALIFYING - RACE 6 - STATISTICS

CLASS : GN3

1 Starters

Fastest Lap History

NO	NAME	LAP TIME	TIME OF DAY	LAP	VEHICLE
188	Ronnie HAINES	1:54.563	13:44:48.675	1	Ford Escort Mk1
188	Ronnie HAINES	1:48.827	13:46:37.500	2	Ford Escort Mk1
188	Ronnie HAINES	1:45.722	13:48:23.221	3	Ford Escort Mk1
188	Ronnie HAINES	1:45.067	13:51:55.369	5	Ford Escort Mk1
188	Ronnie HAINES	1:42.865	13:53:38.231	6	Ford Escort Mk1
188	Ronnie HAINES	1:39.775	13:55:18.006	7	Ford Escort Mk1
188	Ronnie HAINES	1:38.934	13:56:56.940	8	Ford Escort Mk1
188	Ronnie HAINES	1:38.158	13:58:35.097	9	Ford Escort Mk1

Weather / Track : Cloudy / Drying

These results are provisional until the conclusion of any judicial and technical matters.

Donington Park National
Circuit Length = 1.9790 miles
Start: 13:41 Flag 14:01 End: 14:03

Clerk Of Course :

Timekeeper :

Dunlop Saloon Car Cup

QUALIFYING - RACE 6 - STATISTICS

CLASS : ST1

2 Starters

Fastest Lap History

NO	NAME	LAP TIME	TIME OF DAY	LAP	VEHICLE
11	Steffan IRMLER	1:39.250	13:44:17.320	1	Opel Vectra
70	Stewart WHYTE	1:35.146	13:44:20.854	1	Honda Accord
70	Stewart WHYTE	1:25.088	13:45:45.943	2	Honda Accord
70	Stewart WHYTE	1:22.599	13:47:08.542	3	Honda Accord
70	Stewart WHYTE	1:21.337	13:48:29.879	4	Honda Accord

Weather / Track : Cloudy / Drying

These results are provisional until the conclusion of any judicial and technical matters.

Donington Park National
Circuit Length = 1.9790 miles
Start: 13:41 Flag 14:01 End: 14:03

Clerk Of Course :		Timekeeper :
-------------------	--	--------------

Dunlop Saloon Car Cup

QUALIFYING - RACE 6 - STATISTICS

CLASS : ST2

3 Starters

Fastest Lap History

NO	NAME	LAP TIME	TIME OF DAY	LAP	VEHICLE
67	Tony ABSOLOM	1:39.255	13:44:16.307	1	Vauxhall Cavaliere
67	Tony ABSOLOM	1:30.018	13:45:46.325	2	Vauxhall Cavaliere
67	Tony ABSOLOM	1:26.674	13:47:12.999	3	Vauxhall Cavaliere
67	Tony ABSOLOM	1:26.160	13:48:39.159	4	Vauxhall Cavaliere
67	Tony ABSOLOM	1:25.718	13:51:31.265	6	Vauxhall Cavaliere
67	Tony ABSOLOM	1:25.129	13:52:56.394	7	Vauxhall Cavaliere
18	Darren FIELDING	1:24.954	13:56:15.066	9	Vauxhall Cavalier
18	Darren FIELDING	1:24.651	13:57:39.723	10	Vauxhall Cavalier
18	Darren FIELDING	1:23.635	13:59:03.350	11	Vauxhall Cavalier

Weather / Track : Cloudy / Drying

These results are provisional until the conclusion of any judicial and technical matters.

Donington Park National
Circuit Length = 1.9790 miles
Start: 13:41 Flag 14:01 End: 14:03

Clerk Of Course :		Timekeeper :
-------------------	--	--------------

Dunlop Saloon Car Cup

QUALIFYING - RACE 6 - STATISTICS

CLASS : ST4

2 Starters

Fastest Lap History

NO	NAME	LAP TIME	TIME OF DAY	LAP	VEHICLE
28	Jason HUGHES	1:33.067	13:44:17.460	1	MG ZS
28	Jason HUGHES	1:29.288	13:45:46.744	2	MG ZS
28	Jason HUGHES	1:25.064	13:47:11.808	3	MG ZS
28	Jason HUGHES	1:24.716	13:48:36.524	4	MG ZS

Weather / Track : Cloudy / Drying


These results are provisional until the conclusion of any judicial and technical matters.

Donington Park National
Circuit Length = 1.9790 miles
Start: 13:41 Flag 14:01 End: 14:03

Clerk Of Course :		Timekeeper :
-------------------	--	--------------

Dunlop Saloon Car Cup

RACE 6 - GRID (20 minutes)

ROW 8	15	63 Max GOFF	16	57 Jonathan GOMM
ROW 7	13	1:38.158 188 Ronnie HAINES	14	1:41.779 81 Ian GOFF
ROW 6	11	1:25.949 11 Steffan IRMLER	12	1:29.466 3 John PEARSON
ROW 5	9	1:25.108 22 Paul MENSLEY	10	1:25.339 42 George POCHCIOL
ROW 4	7	1:24.579 67 Tony ABSOLOM	8	1:24.716 28 Jason HUGHES
ROW 3	5	1:23.006 123 Ric WOOD	6	1:23.635 18 Darren FIELDING
ROW 2	3	1:22.085 60 Mark WRIGHT	4	1:22.971 17 Mark SMITH
ROW 1	1	1:19.572 1 Julian THOMAS	2	1:21.337 70 Stewart WHYTE
Pole				
				

Donington Park National
Circuit Length = 1.9790 miles

These results are provisional until the conclusion of any judicial and technical matters.

Clerk Of Course :	Steward :	Timekeeper :

Dunlop Saloon Car Cup

RACE 6 - CLASSIFICATION

POS	NO	CL	PIC NAME	ENTRY	LAPS	TIME	GAP	DIFF	MPH	BEST	ON
1	123	GA6	1 Ric WOOD	Holden Commodore	17	20:56.519			96.28	1:11.643	7
2	70*	ST1	1 Stewart WHYTE	Honda Accord	17	21:05.460	8.941	8.941	95.60	1:12.797	12
3	60	GA1	1 Mark WRIGHT	Ford Sierra RS500	17	21:39.359	42.840	33.899	93.10	1:14.297	7
4	17	GA2	1 Mark SMITH	BMW E30 M3	17	22:06.780	1:10.261	27.421	91.18	1:16.817	13
5	28*	ST4	1 Jason HUGHES	MG ZS	17	22:22.041	1:25.522	15.261	90.14	1:16.637	11
6	18	ST2	1 Darren FIELDING	Vauxhall Cavalier	16	21:10.572	1 Lap	1 Lap	89.61	1:16.471	12
7	11	ST1	2 Steffan IRMLER	Opel Vectra	16	21:11.552	1 Lap	0.980	89.54	1:17.712	12
8	67	ST2	2 Tony ABSOLOM	Vauxhall Cavaliere	16	21:14.213	1 Lap	2.661	89.35	1:17.861	4
9	42	GA4	1 George POCHCIOL	Ford Capri	16	21:57.719	1 Lap	43.506	86.40	1:21.286	5
10	57	GA5	1 Jonathan GOMM	Ford Escort Mk1 BDA	15	21:15.242	2 Laps	1 Lap	83.69	1:22.848	7
11	188	GN3	1 Ronnie HAINES	Ford Escort Mk1	14	21:25.268	3 Laps	1 Lap	77.50	1:29.637	2

NOT CLASSIFIED

DNF	1	GA1	Julian THOMAS	Ford Sierra RS500	11	14:30.433	6 Laps	3 Laps	89.88	1:14.404	7
DNF	81	GA1	Ian GOFF	Ford Sierra RS500	8	10:59.299	9 Laps	3 Laps	86.24	1:18.256	4

FASTEST LAP

123	GA6	Ric WOOD	Holden Commodore	7	1:11.643	99.44 mph	160.04 kph
70	ST1	Stewart WHYTE	Honda Accord	12	1:12.797	97.86 mph	157.50 kph
60	GA1	Mark WRIGHT	Ford Sierra RS500	7	1:14.297	95.89 mph	154.32 kph
18	ST2	Darren FIELDING	Vauxhall Cavalier	12	1:16.471	93.16 mph	149.93 kph
28	ST4	Jason HUGHES	MG ZS	11	1:16.637	92.96 mph	149.61 kph
17	GA2	Mark SMITH	BMW E30 M3	13	1:16.817	92.74 mph	149.26 kph
42	GA4	George POCHCIOL	Ford Capri	5	1:21.286	87.64 mph	141.05 kph
57	GA5	Jonathan GOMM	Ford Escort Mk1 BDA	7	1:22.848	85.99 mph	138.39 kph
188	GN3	Ronnie HAINES	Ford Escort Mk1	2	1:29.637	79.48 mph	127.91 kph

* Cars 28 & 70 - 5 second penalty - exceeding track limits

* Car 28 - 10 second penalty - exceeding track limits

Weather / Track : Cloudy / Dry

These results are provisional until the conclusion of any judicial and technical matters.

Donington Park National
Circuit Length = 1.9790 miles
Start: 11:35 Flag 11:56 End: 11:57

Clerk Of Course :	Steward :	Timekeeper :
-------------------	-----------	--------------

Dunlop Saloon Car Cup

RACE 6 - LAP ANALYSIS

DIFF = Difference To Personal Best Lap

P1 123 Ric WOOD				
LAP	LAP TIME	DIFF	MPH	TIME OF DAY
1 -	1:31.592	19.949	77.78	11:37:12.312
2 -	1:14.396	2.753	95.76	11:38:26.708
3 -	1:12.349	0.706	98.47	11:39:39.057
4 -	1:13.134	1.491	97.41	11:40:52.191
5 -	1:12.229	0.586	98.63	11:42:04.420
6 -	1:12.122 (3)	0.479	98.78	11:43:16.542
7 -	1:11.643 (1)		99.44	11:44:28.185
8 -	1:12.186	0.543	98.69	11:45:40.371
9 -	1:11.977 (2)	0.334	98.98	11:46:52.348
10 -	1:13.101	1.458	97.46	11:48:05.449
11 -	1:12.711	1.068	97.98	11:49:18.160
12 -	1:12.260	0.617	98.59	11:50:30.420
13 -	1:13.109	1.466	97.45	11:51:43.529
14 -	1:12.285	0.642	98.56	11:52:55.814
15 -	1:15.069	3.426	94.90	11:54:10.883
16 -	1:13.650	2.007	96.73	11:55:24.533
17 -	1:12.706	1.063	97.99	11:56:37.239

P2 70 Stewart WHYTE				
LAP	LAP TIME	DIFF	MPH	TIME OF DAY
1 -	1:20.310	7.513	88.71	11:37:01.030
2 -	1:15.413	2.616	94.47	11:38:16.443
3 -	1:14.683	1.886	95.39	11:39:31.126
4 -	1:14.344	1.547	95.83	11:40:45.470
5 -	1:13.850	1.053	96.47	11:41:59.320
6 -	1:13.882	1.085	96.43	11:43:13.202
7 -	1:13.676	0.879	96.70	11:44:26.878
8 -	1:14.287	1.490	95.90	11:45:41.165
9 -	1:13.017	0.220	97.57	11:46:54.182
10 -	1:12.907	0.110	97.72	11:48:07.089
11 -	1:12.885 (3)	0.088	97.75	11:49:19.974
12 -	1:12.797 (1)		97.86	11:50:32.771
13 -	1:13.157	0.360	97.38	11:51:45.928
14 -	1:12.817 (2)	0.020	97.84	11:52:58.745
15 -	1:14.480	1.683	95.65	11:54:13.225
16 -	1:13.832	1.035	96.49	11:55:27.057
17 -	1:14.123	1.326	96.11	11:56:41.180

P3 60 Mark WRIGHT				
LAP	LAP TIME	DIFF	MPH	TIME OF DAY
1 -	1:22.795	8.498	86.05	11:37:03.515
2 -	1:17.231	2.934	92.25	11:38:20.746
3 -	1:15.929	1.632	93.83	11:39:36.675
4 -	1:15.330	1.033	94.57	11:40:52.005
5 -	1:14.934	0.637	95.07	11:42:06.939
6 -	1:14.788 (3)	0.491	95.26	11:43:21.727
7 -	1:14.297 (1)		95.89	11:44:36.024
8 -	1:14.347 (2)	0.050	95.82	11:45:50.371
9 -	1:15.103	0.806	94.86	11:47:05.474
10 -	1:16.504	2.207	93.12	11:48:21.978
11 -	1:16.476	2.179	93.16	11:49:38.454
12 -	1:14.946	0.649	95.06	11:50:53.400
13 -	1:17.007	2.710	92.51	11:52:10.407
14 -	1:16.360	2.063	93.30	11:53:26.767
15 -	1:17.813	3.516	91.56	11:54:44.580
16 -	1:17.873	3.576	91.49	11:56:02.453
17 -	1:17.626	3.329	91.78	11:57:20.079

DIFF = Difference To Personal Best Lap

P4 17 Mark SMITH				
LAP	LAP TIME	DIFF	MPH	TIME OF DAY
1 -	1:24.176	7.359	84.63	11:37:04.896
2 -	1:17.706	0.889	91.68	11:38:22.602
3 -	1:18.697	1.880	90.53	11:39:41.299
4 -	1:17.051	0.234	92.46	11:40:58.350
5 -	1:18.239	1.422	91.06	11:42:16.589
6 -	1:17.886	1.069	91.47	11:43:34.475
7 -	1:18.094	1.277	91.23	11:44:52.569
8 -	1:17.680	0.863	91.71	11:46:10.249
9 -	1:18.242	1.425	91.05	11:47:28.491
10 -	1:18.372	1.555	90.90	11:48:46.863
11 -	1:17.171	0.354	92.32	11:50:04.034
12 -	1:16.976 (3)	0.159	92.55	11:51:21.010
13 -	1:16.817 (1)		92.74	11:52:37.827
14 -	1:17.553	0.736	91.86	11:53:55.380
15 -	1:17.465	0.648	91.97	11:55:12.845
16 -	1:17.772	0.955	91.60	11:56:30.617
17 -	1:16.883 (2)	0.066	92.66	11:57:47.500

P5 28 Jason HUGHES				
LAP	LAP TIME	DIFF	MPH	TIME OF DAY
1 -	1:25.507	8.870	83.32	11:37:06.227
2 -	1:19.423	2.786	89.70	11:38:25.650
3 -	1:18.659	2.022	90.57	11:39:44.309
4 -	1:17.739	1.102	91.64	11:41:02.048
5 -	1:17.247	0.610	92.23	11:42:19.295
6 -	1:17.126	0.489	92.37	11:43:36.421
7 -	1:18.662	2.025	90.57	11:44:55.083
8 -	1:17.787	1.150	91.59	11:46:12.870
9 -	1:17.885	1.248	91.47	11:47:30.755
10 -	1:16.928 (2)	0.291	92.61	11:48:47.683
11 -	1:16.637 (1)		92.96	11:50:04.320
12 -	1:17.146	0.509	92.35	11:51:21.466
13 -	1:16.957	0.320	92.57	11:52:38.423
14 -	1:17.132	0.495	92.36	11:53:55.555
15 -	1:17.426	0.789	92.01	11:55:12.981
16 -	1:17.829	1.192	91.54	11:56:30.810
17 -	1:16.951 (3)	0.314	92.58	11:57:47.761

P6 18 Darren FIELDING				
LAP	LAP TIME	DIFF	MPH	TIME OF DAY
1 -	1:29.335	12.864	79.75	11:37:10.055
2 -	1:20.861	4.390	88.10	11:38:30.916
3 -	1:18.981	2.510	90.20	11:39:49.897
4 -	1:20.638	4.167	88.35	11:41:10.535
5 -	1:18.484	2.013	90.77	11:42:29.019
6 -	1:18.698	2.227	90.53	11:43:47.717
7 -	1:19.675	3.204	89.42	11:45:07.392
8 -	1:19.347	2.876	89.79	11:46:26.739
9 -	1:18.888	2.417	90.31	11:47:45.627
10 -	1:18.242	1.771	91.05	11:49:03.869
11 -	1:17.717 (3)	1.246	91.67	11:50:21.586
12 -	1:16.471 (1)		93.16	11:51:38.057
13 -	1:17.542 (2)	1.071	91.88	11:52:55.599
14 -	1:18.850	2.379	90.35	11:54:14.449
15 -	1:18.262	1.791	91.03	11:55:32.711
16 -	1:18.581	2.110	90.66	11:56:51.292

P7 11 Steffan IRMLER				
LAP	LAP TIME	DIFF	MPH	TIME OF DAY

Weather / Track : Cloudy / Dry

Donington Park National
Circuit Length = 1.9790 miles
Start: 11:35 Flag 11:56 End: 11:57

Dunlop Saloon Car Cup

RACE 6 - LAP ANALYSIS

DIFF = Difference To Personal Best Lap

1 -	1:26.332	8.620	82.52	11:37:07.052
2 -	1:19.808	2.096	89.27	11:38:26.860
3 -	1:20.109	2.397	88.93	11:39:46.969
4 -	1:19.496	1.784	89.62	11:41:06.465
5 -	1:19.257	1.545	89.89	11:42:25.722
6 -	1:19.663	1.951	89.43	11:43:45.385
7 -	1:18.950	1.238	90.24	11:45:04.335
8 -	1:18.980	1.268	90.20	11:46:23.315
9 -	1:18.620 (3)	0.908	90.62	11:47:41.935
10 -	1:18.856	1.144	90.35	11:49:00.791
11 -	1:18.655	0.943	90.58	11:50:19.446
12 -	1:17.712 (1)		91.68	11:51:37.158
13 -	1:18.148 (2)	0.436	91.16	11:52:55.306
14 -	1:18.991	1.279	90.19	11:54:14.297
15 -	1:18.913	1.201	90.28	11:55:33.210
16 -	1:19.062	1.350	90.11	11:56:52.272

P8 67 Tony ABSOLOM

LAP	LAP TIME	DIFF	MPH	TIME OF DAY
1 -	1:25.324	7.463	83.50	11:37:06.044
2 -	1:19.968	2.107	89.09	11:38:26.012
3 -	1:19.055	1.194	90.12	11:39:45.067
4 -	1:17.861 (1)		91.50	11:41:02.928
5 -	1:18.646	0.785	90.59	11:42:21.574
6 -	1:18.375 (2)	0.514	90.90	11:43:39.949
7 -	1:18.853	0.992	90.35	11:44:58.802
8 -	1:19.718	1.857	89.37	11:46:18.520
9 -	1:18.762	0.901	90.45	11:47:37.282
10 -	1:19.620	1.759	89.48	11:48:56.902
11 -	1:19.319	1.458	89.82	11:50:16.221
12 -	1:19.519	1.658	89.59	11:51:35.740
13 -	1:18.544 (3)	0.683	90.70	11:52:54.284
14 -	1:19.674	1.813	89.42	11:54:13.958
15 -	1:19.647	1.786	89.45	11:55:33.605
16 -	1:21.328	3.467	87.60	11:56:54.933

P9 42 George POCHCIOL

LAP	LAP TIME	DIFF	MPH	TIME OF DAY
1 -	1:27.564	6.278	81.36	11:37:08.284
2 -	1:23.281	1.995	85.54	11:38:31.565
3 -	1:23.829	2.543	84.99	11:39:55.394
4 -	1:22.151	0.865	86.72	11:41:17.545
5 -	1:21.286 (1)		87.64	11:42:38.831
6 -	1:21.785	0.499	87.11	11:44:00.616
7 -	1:21.649	0.363	87.25	11:45:22.265
8 -	1:21.365 (2)	0.079	87.56	11:46:43.630
9 -	1:22.376	1.090	86.48	11:48:06.006
10 -	1:22.300	1.014	86.56	11:49:28.306
11 -	1:21.546 (3)	0.260	87.36	11:50:49.852
12 -	1:21.783	0.497	87.11	11:52:11.635
13 -	1:21.636	0.350	87.27	11:53:33.271
14 -	1:21.768	0.482	87.13	11:54:55.039
15 -	1:21.641	0.355	87.26	11:56:16.680
16 -	1:21.759	0.473	87.14	11:57:38.439

P10 57 Jonathan GOMM

LAP	LAP TIME	DIFF	MPH	TIME OF DAY
1 -	1:34.843	11.995	75.11	11:37:15.563
2 -	1:24.030	1.182	84.78	11:38:39.593
3 -	1:25.922	3.074	82.91	11:40:05.515
4 -	1:23.396	0.548	85.43	11:41:28.911
5 -	1:23.772	0.924	85.04	11:42:52.683

DIFF = Difference To Personal Best Lap

6 -	1:23.562	0.714	85.26	11:44:16.245
7 -	1:22.848 (1)		85.99	11:45:39.093
8 -	1:23.498	0.650	85.32	11:47:02.591
9 -	1:24.606	1.758	84.20	11:48:27.197
10 -	1:22.996 (3)	0.148	85.84	11:49:50.193
11 -	1:23.469	0.621	85.35	11:51:13.662
12 -	1:22.908 (2)	0.060	85.93	11:52:36.570
13 -	1:27.608	4.760	81.32	11:54:04.178
14 -	1:25.992	3.144	82.85	11:55:30.170
15 -	1:25.792	2.944	83.04	11:56:55.962

P11 188 Ronnie HAINES

LAP	LAP TIME	DIFF	MPH	TIME OF DAY
1 -	1:38.079	8.442	72.64	11:37:18.799
2 -	1:29.637 (1)		79.48	11:38:48.436
3 -	1:30.532 (3)	0.895	78.69	11:40:18.968
4 -	1:30.695	1.058	78.55	11:41:49.663
5 -	1:32.625	2.988	76.91	11:43:22.288
6 -	1:32.146	2.509	77.31	11:44:54.434
7 -	1:33.643	4.006	76.08	11:46:28.077
8 -	1:30.838	1.201	78.43	11:47:58.915
9 -	1:31.507	1.870	77.85	11:49:30.422
10 -	1:31.171	1.534	78.14	11:51:01.593
11 -	1:30.600	0.963	78.63	11:52:32.193
12 -	1:32.132	2.495	77.33	11:54:04.325
13 -	1:31.565	1.928	77.80	11:55:35.890
14 -	1:30.098 (2)	0.461	79.07	11:57:05.988

P12 1 Julian THOMAS

LAP	LAP TIME	DIFF	MPH	TIME OF DAY
1 -	1:22.385	7.981	86.47	11:37:03.105
2 -	1:17.046	2.642	92.47	11:38:20.151
3 -	1:17.081	2.677	92.43	11:39:37.232
4 -	1:15.714	1.310	94.09	11:40:52.946
5 -	1:14.732 (3)	0.328	95.33	11:42:07.678
6 -	1:14.501 (2)	0.097	95.63	11:43:22.179
7 -	1:14.404 (1)		95.75	11:44:36.583
8 -	1:35.195	20.791	74.84	11:46:11.778
9 -	1:16.739	2.335	92.84	11:47:28.517
10 -	1:16.013	1.609	93.72	11:48:44.530
11 -	1:26.623	12.219	82.24	11:50:11.153

P13 81 Ian GOFF

LAP	LAP TIME	DIFF	MPH	TIME OF DAY
1 -	1:28.930	10.674	80.11	11:37:09.650
2 -	1:22.201	3.945	86.67	11:38:31.851
3 -	1:22.225	3.969	86.64	11:39:54.076
4 -	1:18.256 (1)		91.04	11:41:12.332
5 -	1:20.531	2.275	88.47	11:42:32.863
6 -	1:20.098 (3)	1.842	88.94	11:43:52.961
7 -	1:19.295 (2)	1.039	89.84	11:45:12.256
8 -	1:27.763 P	9.507	81.18	11:46:40.019

Weather / Track : Cloudy / Dry

Donington Park National
Circuit Length = 1.9790 miles
Start: 11:35 Flag 11:56 End: 11:57

Dunlop Saloon Car Cup

RACE 6 - LAP CHART

LAP 1 @ 11:37:01.030			LAP 2 @ 11:38:16.443			LAP 3 @ 11:39:31.126			LAP 4 @ 11:40:45.470			LAP 5 @ 11:41:59.320		
NO	BEHIND	LAP TIME	NO	BEHIND	LAP TIME	NO	BEHIND	LAP TIME	NO	BEHIND	LAP TIME	NO	BEHIND	LAP TIME
70		1:20.310	70		1:15.413	70		1:14.683	70		1:14.344	70		1:13.850
1	2.075	1:22.385	1	3.708	1:17.046	60	5.549	1:15.929	60	6.535	1:15.330	123	5.100	1:12.229
60	2.485	1:22.795	60	4.303	1:17.231	1	6.106	1:17.081	123	6.721	1:13.134	60	7.619	1:14.934
17	3.866	1:24.176	17	6.159	1:17.706	123	7.931	1:12.349	1	7.476	1:15.714	1	8.358	1:14.732
67	5.014	1:25.324	28	9.207	1:19.423	17	10.173	1:18.697	17	12.880	1:17.051	17	17.269	1:18.239
28	5.197	1:25.507	67	9.569	1:19.968	28	13.183	1:18.659	28	16.578	1:17.739	28	19.975	1:17.247
11	6.022	1:26.332	123	10.265	1:14.396	67	13.941	1:19.055	67	17.458	1:17.861	67	22.254	1:18.646
42	7.254	1:27.564	11	10.417	1:19.808	11	15.843	1:20.109	11	20.995	1:19.496	11	26.402	1:19.257
81	8.620	1:28.930	18	14.473	1:20.861	18	18.771	1:18.981	18	25.065	1:20.638	18	29.699	1:18.484
18	9.025	1:29.335	42	15.122	1:23.281	81	22.950	1:22.225	81	26.862	1:18.256	81	33.543	1:20.531
123	11.282	1:31.592	81	15.408	1:22.201	42	24.268	1:23.829	42	32.075	1:22.151	42	39.511	1:21.286
57	14.533	1:34.843	57	23.150	1:24.030	57	34.389	1:25.922	57	43.441	1:23.396	57	53.363	1:23.772
188	17.769	1:38.079	188	31.993	1:29.637	188	47.842	1:30.532	188	1:04.193	1:30.695			

Weather / Track : Cloudy / Dry

Donington Park National
 Circuit Length = 1.9790 miles
 Start: 11:35 Flag 11:56 End: 11:57

Dunlop Saloon Car Cup

RACE 6 - LAP CHART

LAP 6 @ 11:43:13.202			LAP 7 @ 11:44:26.878			LAP 8 @ 11:45:40.371			LAP 9 @ 11:46:52.348			LAP 10 @ 11:48:05.449		
NO	BEHIND	LAP TIME	NO	BEHIND	LAP TIME	NO	BEHIND	LAP TIME	NO	BEHIND	LAP TIME	NO	BEHIND	LAP TIME
70		1:13.882	70		1:13.676	123		1:12.186	123		1:11.977	123		1:13.101
123	3.340	1:12.122	123	1.307	1:11.643	70	0.794	1:14.287	70	1.834	1:13.017	42	1 Lap	1:22.376
60	8.525	1:14.788	60	9.146	1:14.297	60	10.000	1:14.347	57	1 Lap	1:23.498	70	1.640	1:12.907
1	8.977	1:14.501	1	9.705	1:14.404	17	29.878	1:17.680	60	13.126	1:15.103	60	16.529	1:16.504
188	1 Lap	1:32.625	17	25.691	1:18.094	1	31.407	1:35.195	17	36.143	1:18.242	57	1 Lap	1:24.606
17	21.273	1:17.886	188	1 Lap	1:32.146	28	32.499	1:17.787	1	36.169	1:16.739	1	39.081	1:16.013
28	23.219	1:17.126	28	28.205	1:18.662	67	38.149	1:19.718	28	38.407	1:17.885	17	41.414	1:18.372
67	26.747	1:18.375	67	31.924	1:18.853	11	42.944	1:18.980	67	44.934	1:18.762	28	42.234	1:16.928
11	32.183	1:19.663	11	37.457	1:18.950	18	46.368	1:19.347	11	49.587	1:18.620	67	51.453	1:19.620
18	34.515	1:18.698	18	40.514	1:19.675	188	1 Lap	1:33.643	18	53.279	1:18.888	11	55.342	1:18.856
81	39.759	1:20.098	81	45.378	1:19.295	81	59.648	1:27.763 P	188	1 Lap	1:30.838	18	58.420	1:18.242
42	47.414	1:21.785	42	55.387	1:21.649	42	1:03.259	1:21.365						
57	1:03.043	1:23.562	57	1:12.215	1:22.848									

Weather / Track : Cloudy / Dry

Donington Park National
 Circuit Length = 1.9790 miles
 Start: 11:35 Flag 11:56 End: 11:57

Dunlop Saloon Car Cup

RACE 6 - LAP CHART

LAP 11 @ 11:49:18.160			LAP 12 @ 11:50:30.420			LAP 13 @ 11:51:43.529			LAP 14 @ 11:52:55.814			LAP 15 @ 11:54:10.883		
NO	BEHIND	LAP TIME	NO	BEHIND	LAP TIME	NO	BEHIND	LAP TIME	NO	BEHIND	LAP TIME	NO	BEHIND	LAP TIME
123		1:12.711	123		1:12.260	123		1:13.109	123		1:12.285	123		1:15.069
70	1.814	1:12.885	70	2.351	1:12.797	70	2.399	1:13.157	70	2.931	1:12.817	70	2.342	1:14.480
42	1 Lap	1:22.300	42	1 Lap	1:21.546	60	26.878	1:17.007	60	30.953	1:16.360	67	1 Lap	1:19.674
188	2 Laps	1:31.507	60	22.980	1:14.946	42	1 Lap	1:21.783	42	1 Lap	1:21.636	11	1 Lap	1:18.991
60	20.294	1:16.476	188	2 Laps	1:31.171	188	2 Laps	1:30.600	17	59.566	1:17.553	18	1 Lap	1:18.850
57	1 Lap	1:22.996	57	1 Lap	1:23.469	57	1 Lap	1:22.908	28	59.741	1:17.132	60	33.697	1:17.813
17	45.874	1:17.171	17	50.590	1:16.976	17	54.298	1:16.817	57	1 Lap	1:27.608	42	1 Lap	1:21.768
28	46.160	1:16.637	28	51.046	1:17.146	28	54.894	1:16.957	188	2 Laps	1:32.132	17	1:01.962	1:17.465
1	52.993	1:26.623	67	1:05.320	1:19.519	67	1:10.755	1:18.544				28	1:02.098	1:17.426
67	58.061	1:19.319	11	1:06.738	1:17.712	11	1:11.777	1:18.148						
11	1:01.286	1:18.655	18	1:07.637	1:16.471	18	1:12.070	1:17.542						
18	1:03.426	1:17.717												

Weather / Track : Cloudy / Dry

Donington Park National
 Circuit Length = 1.9790 miles
 Start: 11:35 Flag 11:56 End: 11:57

Dunlop Saloon Car Cup

RACE 6 - LAP CHART

LAP 16 @ 11:55:24.533			LAP 17 @ 11:56:37.239		
NO	BEHIND	LAP TIME	NO	BEHIND	LAP TIME
123		1:13.650	123		1:12.706
70	2.524	1:13.832	70	3.941	1:14.123
57	2 Laps	1:25.992	18	1 Lap	1:18.581
18	1 Lap	1:18.262	11	1 Lap	1:19.062
11	1 Lap	1:18.913	67	1 Lap	1:21.328
67	1 Lap	1:19.647	57	2 Laps	1:25.792
188	3 Laps	1:31.565	188	3 Laps	1:30.098
60	37.920	1:17.873	60	42.840	1:17.626
42	1 Lap	1:21.641	42	1 Lap	1:21.759
17	1:06.084	1:17.772	17	1:10.261	1:16.883
28	1:06.277	1:17.829	28	1:10.522	1:16.951

Weather / Track : Cloudy / Dry

Results can be found at www.tsl-timing.com

Page 4 of 4

Donington Park National
 Circuit Length = 1.9790 miles
 Start: 11:35 Flag 11:56 End: 11:57

Printed - 12:01 Sunday, 09 June 2019

Dunlop Saloon Car Cup

RACE 6 - POSITION CHART

No	Name	Lap Pos																	
			1	2	3	4	5	6	7	8	9	10	11	12	13	14	15	16	17
1	THOMAS	1	70	70	70	70	70	70	70	123	123	123	123	123	123	123	123	123	123
70	WHYTE	2	1	1	60	60	123	123	123	70	70	70	70	70	70	70	70	70	70
60	WRIGHT	3	60	60	1	123	60	60	60	60	60	60	60	60	60	60	60	60	60
17	SMITH	4	17	17	123	1	1	1	1	17	17	1	17	17	17	17	17	17	17
123	WOOD	5	67	28	17	17	17	17	17	1	1	17	28	28	28	28	28	28	28
18	FIELDING	6	28	67	28	28	28	28	28	28	28	28	1	67	67	67	18	18	
67	ABSOLOM	7	11	123	67	67	67	67	67	67	67	67	67	11	11	11	11	11	11
28	HUGHES	8	42	11	11	11	11	11	11	11	11	11	11	18	18	18	67	67	
42	POCHCIOL	9	81	18	18	18	18	18	18	18	18	18	18	42	42	42	42	42	
11	IRMLER	10	18	42	81	81	81	81	81	81	81	42	42	42	57	57	57	57	
188	HAINES	11	123	81	42	42	42	42	42	42	42	57	57	57	188	188	188		
81	GOFF	12	57	57	57	57	57	57	57	57	57	188	188	188					
57	GOMM	13	188	188	188	188	188	188	188	188	188								

Weather / Track : Cloudy / Dry

Results can be found at www.tsl-timing.com

Donington Park National
 Circuit Length = 1.9790 miles
 Start: 11:35 Flag 11:56 End: 11:57

Printed - 12:02 Sunday, 09 June 2019

Dunlop Saloon Car Cup

RACE 6 - STATISTICS

Competitors Started 13
Planned Start 2019-06-09 @ 11:40:00.000
Actual Start 2019-06-09 @ 11:35:40.719
Finish Time 2019-06-09 @ 11:56:35.805
Track Length 1.9790mi.
Total Laps 197
Total Distance Covered 389.8762mi.

Session Fastest Lap History

NO	CL	NAME	LAP TIME	TIME OF DAY	LAP	VEHICLE
70	ST1	Stewart WHYTE	1:20.310	11:37:01.046	1	Honda Accord
70	ST1	Stewart WHYTE	1:15.413	11:38:16.459	2	Honda Accord
123	GA6	Ric WOOD	1:14.396	11:38:26.711	2	Holden Commodore
123	GA6	Ric WOOD	1:12.349	11:39:39.057	3	Holden Commodore
123	GA6	Ric WOOD	1:12.229	11:42:04.420	5	Holden Commodore
123	GA6	Ric WOOD	1:12.122	11:43:16.542	6	Holden Commodore
123	GA6	Ric WOOD	1:11.643	11:44:28.185	7	Holden Commodore

Session Leader History

NO	CL	NAME	FROM LAP	LAPS LED	DISTANCE	VEHICLE
70	ST1	Stewart WHYTE	1	7	13.81 miles	Honda Accord
123	GA6	Ric WOOD	8	10	19.79 miles	Holden Commodore

Flag History

TYPE	TIME OF DAY
GREEN	11:35:40.719
FINISH	11:56:35.805

Flag Statistics

TYPE	COUNT	TOTAL LAPS	TOTAL TIME
Green	1	17	22:11.223
Red	0	0	0.000
Safety Car	0	0	0.000
FCY	0	0	0.000

Weather / Track : Cloudy / Dry

These results are provisional until the conclusion of any judicial and technical matters.

Donington Park National
Circuit Length = 1.9790 miles
Start: 11:35 Flag 11:56 End: 11:57

Clerk Of Course :		Timekeeper :
-------------------	--	--------------

Dunlop Saloon Car Cup

RACE 6 - STATISTICS

CLASS : GA1

3 Starters

Fastest Lap History

NO	NAME	LAP TIME	TIME OF DAY	LAP	VEHICLE
1	Julian THOMAS	1:22.385	11:37:03.109	1	Ford Sierra RS500
1	Julian THOMAS	1:17.046	11:38:20.152	2	Ford Sierra RS500
60	Mark WRIGHT	1:15.929	11:39:36.678	3	Ford Sierra RS500
60	Mark WRIGHT	1:15.330	11:40:52.005	4	Ford Sierra RS500
60	Mark WRIGHT	1:14.934	11:42:06.940	5	Ford Sierra RS500
1	Julian THOMAS	1:14.732	11:42:07.681	5	Ford Sierra RS500
1	Julian THOMAS	1:14.501	11:43:22.181	6	Ford Sierra RS500
60	Mark WRIGHT	1:14.297	11:44:36.026	7	Ford Sierra RS500

Leader History

NO	NAME	FROM LAP	LAPS LED	DISTANCE	VEHICLE
1	Julian THOMAS	1	2	3.92 miles	Ford Sierra RS500
60	Mark WRIGHT	3	15	29.68 miles	Ford Sierra RS500

Weather / Track : Cloudy / Dry

These results are provisional until the conclusion of any judicial and technical matters.

Donington Park National
Circuit Length = 1.9790 miles
Start: 11:35 Flag 11:56 End: 11:57

Clerk Of Course :		Timekeeper :
-------------------	--	--------------

Dunlop Saloon Car Cup

RACE 6 - STATISTICS

CLASS : GA2

1 Starters

Fastest Lap History

NO	NAME	LAP TIME	TIME OF DAY	LAP	VEHICLE
17	Mark SMITH	1:24.176	11:37:04.901	1	BMW E30 M3
17	Mark SMITH	1:17.706	11:38:22.606	2	BMW E30 M3
17	Mark SMITH	1:17.051	11:40:58.354	4	BMW E30 M3
17	Mark SMITH	1:16.976	11:51:21.015	12	BMW E30 M3
17	Mark SMITH	1:16.817	11:52:37.832	13	BMW E30 M3

Leader History

NO	NAME	FROM LAP	LAPS LED	DISTANCE	VEHICLE
17	Mark SMITH	1	17	33.60 miles	BMW E30 M3

Weather / Track : Cloudy / Dry

These results are provisional until the conclusion of any judicial and technical matters.

Donington Park National
Circuit Length = 1.9790 miles
Start: 11:35 Flag 11:56 End: 11:57

Clerk Of Course :		Timekeeper :
-------------------	--	--------------

Dunlop Saloon Car Cup

RACE 6 - STATISTICS

CLASS : GA4

1 Starters

Fastest Lap History

NO	NAME	LAP TIME	TIME OF DAY	LAP	VEHICLE
42	George POCHCIOL	1:27.564	11:37:08.282	1	Ford Capri
42	George POCHCIOL	1:23.281	11:38:31.564	2	Ford Capri
42	George POCHCIOL	1:22.151	11:41:17.545	4	Ford Capri
42	George POCHCIOL	1:21.286	11:42:38.831	5	Ford Capri

Leader History

NO	NAME	FROM LAP	LAPS LED	DISTANCE	VEHICLE
42	George POCHCIOL	1	16	31.62 miles	Ford Capri

Weather / Track : Cloudy / Dry

These results are provisional until the conclusion of any judicial and technical matters.

Donington Park National
Circuit Length = 1.9790 miles
Start: 11:35 Flag 11:56 End: 11:57

Clerk Of Course :		Timekeeper :
-------------------	--	--------------

Dunlop Saloon Car Cup

RACE 6 - STATISTICS

CLASS : GA5

1 Starters

Fastest Lap History

NO	NAME	LAP TIME	TIME OF DAY	LAP	VEHICLE
57	Jonathan GOMM	1:34.843	11:37:15.563	1	Ford Escort Mk1 BDA
57	Jonathan GOMM	1:24.030	11:38:39.599	2	Ford Escort Mk1 BDA
57	Jonathan GOMM	1:23.396	11:41:28.917	4	Ford Escort Mk1 BDA
57	Jonathan GOMM	1:22.848	11:45:39.098	7	Ford Escort Mk1 BDA

Leader History

NO	NAME	FROM LAP	LAPS LED	DISTANCE	VEHICLE
57	Jonathan GOMM	1	15	29.64 miles	Ford Escort Mk1 BDA

Weather / Track : Cloudy / Dry

These results are provisional until the conclusion of any judicial and technical matters.

Donington Park National
Circuit Length = 1.9790 miles
Start: 11:35 Flag 11:56 End: 11:57

Clerk Of Course :		Timekeeper :
-------------------	--	--------------

Dunlop Saloon Car Cup

RACE 6 - STATISTICS

CLASS : GA6

1 Starters

Fastest Lap History

NO	NAME	LAP TIME	TIME OF DAY	LAP	VEHICLE
123	Ric WOOD	1:31.592	11:37:12.311	1	Holden Commodore
123	Ric WOOD	1:14.396	11:38:26.711	2	Holden Commodore
123	Ric WOOD	1:12.349	11:39:39.057	3	Holden Commodore
123	Ric WOOD	1:12.229	11:42:04.420	5	Holden Commodore
123	Ric WOOD	1:12.122	11:43:16.542	6	Holden Commodore
123	Ric WOOD	1:11.643	11:44:28.185	7	Holden Commodore

Leader History

NO	NAME	FROM LAP	LAPS LED	DISTANCE	VEHICLE
123	Ric WOOD	1	17	33.60 miles	Holden Commodore

Weather / Track : Cloudy / Dry

These results are provisional until the conclusion of any judicial and technical matters.

Donington Park National
Circuit Length = 1.9790 miles
Start: 11:35 Flag 11:56 End: 11:57

Clerk Of Course :		Timekeeper :
-------------------	--	--------------

**Dunlop Saloon Car Cup
RACE 6 - STATISTICS**

CLASS : GN3

1 Starters

Fastest Lap History

NO	NAME	LAP TIME	TIME OF DAY	LAP	VEHICLE
188	Ronnie HAINES	1:38.079	11:37:18.798	1	Ford Escort Mk1
188	Ronnie HAINES	1:29.637	11:38:48.433	2	Ford Escort Mk1

Leader History

NO	NAME	FROM LAP	LAPS LED	DISTANCE	VEHICLE
188	Ronnie HAINES	1	14	27.66 miles	Ford Escort Mk1

Weather / Track : Cloudy / Dry

These results are provisional until the conclusion of any judicial and technical matters.

Donington Park National
Circuit Length = 1.9790 miles
Start: 11:35 Flag 11:56 End: 11:57

Clerk Of Course :		Timekeeper :
-------------------	--	--------------

Dunlop Saloon Car Cup

RACE 6 - STATISTICS

CLASS : ST1

2 Starters

Fastest Lap History

NO	NAME	LAP TIME	TIME OF DAY	LAP	VEHICLE
70	Stewart WHYTE	1:20.310	11:37:01.046	1	Honda Accord
70	Stewart WHYTE	1:15.413	11:38:16.459	2	Honda Accord
70	Stewart WHYTE	1:14.683	11:39:31.142	3	Honda Accord
70	Stewart WHYTE	1:14.344	11:40:45.486	4	Honda Accord
70	Stewart WHYTE	1:13.850	11:41:59.337	5	Honda Accord
70	Stewart WHYTE	1:13.676	11:44:26.895	7	Honda Accord
70	Stewart WHYTE	1:13.017	11:46:54.198	9	Honda Accord
70	Stewart WHYTE	1:12.907	11:48:07.106	10	Honda Accord
70	Stewart WHYTE	1:12.885	11:49:19.990	11	Honda Accord
70	Stewart WHYTE	1:12.797	11:50:32.787	12	Honda Accord

Leader History

NO	NAME	FROM LAP	LAPS LED	DISTANCE	VEHICLE
70	Stewart WHYTE	1	17	33.60 miles	Honda Accord

Weather / Track : Cloudy / Dry

These results are provisional until the conclusion of any judicial and technical matters.

Donington Park National
 Circuit Length = 1.9790 miles
 Start: 11:35 Flag 11:56 End: 11:57

Clerk Of Course :		Timekeeper :
-------------------	--	--------------

Dunlop Saloon Car Cup

RACE 6 - STATISTICS

CLASS : ST2

2 Starters

Fastest Lap History

NO	NAME	LAP TIME	TIME OF DAY	LAP	VEHICLE
67	Tony ABSOLOM	1:25.324	11:37:06.043	1	Vauxhall Cavaliere
67	Tony ABSOLOM	1:19.968	11:38:26.011	2	Vauxhall Cavaliere
67	Tony ABSOLOM	1:19.055	11:39:45.066	3	Vauxhall Cavaliere
18	Darren FIELDING	1:18.981	11:39:49.906	3	Vauxhall Cavalier
67	Tony ABSOLOM	1:17.861	11:41:02.927	4	Vauxhall Cavaliere
18	Darren FIELDING	1:17.717	11:50:21.590	11	Vauxhall Cavalier
18	Darren FIELDING	1:16.471	11:51:38.060	12	Vauxhall Cavalier

Leader History

NO	NAME	FROM LAP	LAPS LED	DISTANCE	VEHICLE
67	Tony ABSOLOM	1	14	27.66 miles	Vauxhall Cavaliere
18	Darren FIELDING	15	2	3.95 miles	Vauxhall Cavalier

Weather / Track : Cloudy / Dry

These results are provisional until the conclusion of any judicial and technical matters.

Donington Park National
Circuit Length = 1.9790 miles
Start: 11:35 Flag 11:56 End: 11:57

Clerk Of Course :		Timekeeper :
-------------------	--	--------------

Dunlop Saloon Car Cup

RACE 6 - STATISTICS

CLASS : ST4

1 Starters

Fastest Lap History

NO	NAME	LAP TIME	TIME OF DAY	LAP	VEHICLE
28	Jason HUGHES	1:25.507	11:37:06.235	1	MG ZS
28	Jason HUGHES	1:19.423	11:38:25.657	2	MG ZS
28	Jason HUGHES	1:18.659	11:39:44.318	3	MG ZS
28	Jason HUGHES	1:17.739	11:41:02.052	4	MG ZS
28	Jason HUGHES	1:17.247	11:42:19.301	5	MG ZS
28	Jason HUGHES	1:17.126	11:43:36.426	6	MG ZS
28	Jason HUGHES	1:16.928	11:48:47.686	10	MG ZS
28	Jason HUGHES	1:16.637	11:50:04.319	11	MG ZS

Leader History

NO	NAME	FROM LAP	LAPS LED	DISTANCE	VEHICLE
28	Jason HUGHES	1	17	33.60 miles	MG ZS


Weather / Track : Cloudy / Dry

These results are provisional until the conclusion of any judicial and technical matters.

Donington Park National
Circuit Length = 1.9790 miles
Start: 11:35 Flag 11:56 End: 11:57

Clerk Of Course :		Timekeeper :
-------------------	--	--------------

Dunlop Saloon Car Cup
RACE 11 - GRID (20 minutes)

ROW 7	13	81 Ian GOFF		
ROW 6	11	188 Ronnie HAINES	12	1 Julian THOMAS
ROW 5	9	42 George POCHCIOL	10	57 Jonathan GOMM
ROW 4	7	11 Steffan IRMLER	8	67 Tony ABSOLOM
ROW 3	5	28 Jason HUGHES	6	18 Darren FIELDING
ROW 2	3	60 Mark WRIGHT	4	17 Mark SMITH
ROW 1	1	123 Ric WOOD	2	70 Stewart WHYTE
Pole				
				

Donington Park National
Circuit Length = 1.9790 miles

These results are provisional until the conclusion of any judicial and technical matters.

Clerk Of Course :	Steward :	Timekeeper :

Dunlop Saloon Car Cup

RACE 11 - CLASSIFICATION

POS	NO	CL	PIC NAME	ENTRY	LAPS	TIME	GAP	DIFF	MPH	BEST	ON
1	70	ST1	1 Stewart WHYTE	Honda Accord	13	16:01.212			96.21	1:13.017	13
2	60	GA1	1 Mark WRIGHT	Ford Sierra RS500	13	16:07.240	6.028	6.028	95.61	1:13.235	8
3	1	GA1	2 Julian THOMAS	Ford Sierra RS500	13	16:37.851	36.639	30.611	92.68	1:14.566	9
4	28	ST4	1 Jason HUGHES	MG ZS	13	16:46.388	45.176	8.537	91.89	1:15.912	9
5	67	ST2	1 Tony ABSOLOM	Vauxhall Cavaliere	13	17:13.669	1:12.457	27.281	89.47	1:17.954	12
6	42	GA4	1 George POCHCIOL	Ford Capri	12	16:19.629	1 Lap	1 Lap	87.13	1:20.738	12
7	57	GA5	1 Jonathan GOMM	Ford Escort Mk1 BDA	12	16:41.352	1 Lap	21.723	85.24	1:22.347	2
8	188	GN3	1 Ronnie HAINES	Ford Escort Mk1	11	16:40.352	2 Laps	1 Lap	78.20	1:28.772	11

NOT CLASSIFIED

DNF	17	GA2	Mark SMITH	BMW E30 M3	12	15:31.879	1 Lap	0.000	91.59	1:16.112	12
DNF	18	ST2	Darren FIELDING	Vauxhall Cavalier	7	9:30.218	6 Laps	5 Laps	87.22	1:17.789	5
DNF	11	ST1	Steffan IRMLER	Opel Vectra	2	2:44.090	11 Laps	5 Laps	86.00	1:20.389	2

FASTEST LAP

70	ST1	Stewart WHYTE	Honda Accord	13	1:13.017	97.57 mph	157.03 kph
60	GA1	Mark WRIGHT	Ford Sierra RS500	8	1:13.235	97.28 mph	156.56 kph
28	ST4	Jason HUGHES	MG ZS	9	1:15.912	93.85 mph	151.04 kph
17	GA2	Mark SMITH	BMW E30 M3	12	1:16.112	93.60 mph	150.64 kph
18	ST2	Darren FIELDING	Vauxhall Cavalier	5	1:17.789	91.58 mph	147.39 kph
42	GA4	George POCHCIOL	Ford Capri	12	1:20.738	88.24 mph	142.01 kph
57	GA5	Jonathan GOMM	Ford Escort Mk1 BDA	2	1:22.347	86.51 mph	139.24 kph
188	GN3	Ronnie HAINES	Ford Escort Mk1	11	1:28.772	80.25 mph	129.16 kph

Weather / Track : Cloudy / Dry

These results are provisional until the conclusion of any judicial and technical matters.

Donington Park National
Circuit Length = 1.9790 miles
Start: 16:35 Flag 16:51 End: 16:55

Clerk Of Course :	Steward :	Timekeeper :
-------------------	-----------	--------------

Dunlop Saloon Car Cup

RACE 11 - LAP ANALYSIS

DIFF = Difference To Personal Best Lap

P1 70 Stewart WHYTE				
LAP	LAP TIME	DIFF	MPH	TIME OF DAY
1 -	1:18.780	5.763	90.43	16:36:55.191
2 -	1:14.029	1.012	96.24	16:38:09.220
3 -	1:13.500	0.483	96.93	16:39:22.720
4 -	1:13.890	0.873	96.42	16:40:36.610
5 -	1:13.388	0.371	97.08	16:41:49.998
6 -	1:14.045	1.028	96.22	16:43:04.043
7 -	1:13.282 (3)	0.265	97.22	16:44:17.325
8 -	1:13.442	0.425	97.01	16:45:30.767
9 -	1:13.437	0.420	97.01	16:46:44.204
10 -	1:13.023 (2)	0.006	97.56	16:47:57.227
11 -	1:14.053	1.036	96.21	16:49:11.280
12 -	1:13.326	0.309	97.16	16:50:24.606
13 -	1:13.017 (1)		97.57	16:51:37.623

P2 60 Mark WRIGHT				
LAP	LAP TIME	DIFF	MPH	TIME OF DAY
1 -	1:20.619	7.384	88.37	16:36:57.030
2 -	1:14.616	1.381	95.48	16:38:11.646
3 -	1:14.203	0.968	96.01	16:39:25.849
4 -	1:14.100	0.865	96.14	16:40:39.949
5 -	1:13.540	0.305	96.88	16:41:53.489
6 -	1:14.001	0.766	96.27	16:43:07.490
7 -	1:13.836	0.601	96.49	16:44:21.326
8 -	1:13.235 (1)		97.28	16:45:34.561
9 -	1:13.262 (2)	0.027	97.24	16:46:47.823
10 -	1:13.596	0.361	96.80	16:48:01.419
11 -	1:13.984	0.749	96.29	16:49:15.403
12 -	1:14.954	1.719	95.05	16:50:30.357
13 -	1:13.294 (3)	0.059	97.20	16:51:43.651

P3 1 Julian THOMAS				
LAP	LAP TIME	DIFF	MPH	TIME OF DAY
1 -	1:24.873	10.307	83.94	16:37:01.284
2 -	1:17.737	3.171	91.65	16:38:19.021
3 -	1:15.834	1.268	93.95	16:39:34.855
4 -	1:17.671	3.105	91.72	16:40:52.526
5 -	1:16.404	1.838	93.24	16:42:08.930
6 -	1:15.901	1.335	93.86	16:43:24.831
7 -	1:19.847	5.281	89.22	16:44:44.678
8 -	1:15.135	0.569	94.82	16:45:59.813
9 -	1:14.566 (1)		95.54	16:47:14.379
10 -	1:14.983	0.417	95.01	16:48:29.362
11 -	1:14.731 (2)	0.165	95.33	16:49:44.093
12 -	1:14.819 (3)	0.253	95.22	16:50:58.912
13 -	1:15.350	0.784	94.55	16:52:14.262

P4 28 Jason HUGHES				
LAP	LAP TIME	DIFF	MPH	TIME OF DAY
1 -	1:22.353	6.441	86.51	16:36:58.764
2 -	1:17.642	1.730	91.76	16:38:16.406
3 -	1:17.477	1.565	91.95	16:39:33.883
4 -	1:19.207	3.295	89.94	16:40:53.090
5 -	1:18.181	2.269	91.13	16:42:11.271
6 -	1:17.084	1.172	92.42	16:43:28.355
7 -	1:17.140	1.228	92.35	16:44:45.495
8 -	1:16.313	0.401	93.36	16:46:01.808
9 -	1:15.912 (1)		93.85	16:47:17.720
10 -	1:16.352	0.440	93.31	16:48:34.072
11 -	1:16.082 (2)	0.170	93.64	16:49:50.154

DIFF = Difference To Personal Best Lap

12 -	1:16.267 (3)	0.355	93.41	16:51:06.421
13 -	1:16.378	0.466	93.28	16:52:22.799

P5 67 Tony ABSOLOM				
LAP	LAP TIME	DIFF	MPH	TIME OF DAY
1 -	1:24.635	6.681	84.18	16:37:01.046
2 -	1:19.951	1.997	89.11	16:38:20.997
3 -	1:19.568	1.614	89.54	16:39:40.565
4 -	1:17.984 (2)	0.030	91.36	16:40:58.549
5 -	1:18.152 (3)	0.198	91.16	16:42:16.701
6 -	1:18.427	0.473	90.84	16:43:35.128
7 -	1:18.687	0.733	90.54	16:44:53.815
8 -	1:20.609	2.655	88.38	16:46:14.424
9 -	1:19.263	1.309	89.88	16:47:33.687
10 -	1:18.806	0.852	90.40	16:48:52.493
11 -	1:18.648	0.694	90.58	16:50:11.141
12 -	1:17.954 (1)		91.39	16:51:29.095
13 -	1:20.985	3.031	87.97	16:52:50.080

P6 42 George POCHCIOL				
LAP	LAP TIME	DIFF	MPH	TIME OF DAY
1 -	1:26.904	6.166	81.98	16:37:03.315
2 -	1:21.421	0.683	87.50	16:38:24.736
3 -	1:20.743 (2)	0.005	88.23	16:39:45.479
4 -	1:21.528	0.790	87.38	16:41:07.007
5 -	1:21.067	0.329	87.88	16:42:28.074
6 -	1:20.951	0.213	88.01	16:43:49.025
7 -	1:21.169	0.431	87.77	16:45:10.194
8 -	1:20.743 (2)	0.005	88.23	16:46:30.937
9 -	1:21.230	0.492	87.70	16:47:52.167
10 -	1:21.188	0.450	87.75	16:49:13.355
11 -	1:21.947	1.209	86.94	16:50:35.302
12 -	1:20.738 (1)		88.24	16:51:56.040

P7 57 Jonathan GOMM				
LAP	LAP TIME	DIFF	MPH	TIME OF DAY
1 -	1:28.141	5.794	80.83	16:37:04.552
2 -	1:22.347 (1)		86.51	16:38:26.899
3 -	1:22.636	0.289	86.21	16:39:49.535
4 -	1:23.766	1.419	85.05	16:41:13.301
5 -	1:22.455	0.108	86.40	16:42:35.756
6 -	1:22.974	0.627	85.86	16:43:58.730
7 -	1:22.902	0.555	85.94	16:45:21.632
8 -	1:22.449 (3)	0.102	86.41	16:46:44.081
9 -	1:25.294	2.947	83.53	16:48:09.375
10 -	1:22.434 (2)	0.087	86.42	16:49:31.809
11 -	1:22.942	0.595	85.89	16:50:54.751
12 -	1:23.012	0.665	85.82	16:52:17.763

P8 188 Ronnie HAINES				
LAP	LAP TIME	DIFF	MPH	TIME OF DAY
1 -	1:33.789	5.017	75.96	16:37:10.200
2 -	1:29.329 (3)	0.557	79.75	16:38:39.529
3 -	1:34.618	5.846	75.29	16:40:14.147
4 -	1:31.157	2.385	78.15	16:41:45.304
5 -	1:30.696	1.924	78.55	16:43:16.000
6 -	1:31.761	2.989	77.64	16:44:47.761
7 -	1:29.662	0.890	79.46	16:46:17.423
8 -	1:29.050 (2)	0.278	80.00	16:47:46.473
9 -	1:31.398	2.626	77.95	16:49:17.871
10 -	1:30.120	1.348	79.05	16:50:47.991

Donington Park National
 Circuit Length = 1.9790 miles
 Start: 16:35 Flag 16:51 End: 16:55

Weather / Track : Cloudy / Dry

Dunlop Saloon Car Cup

RACE 11 - LAP ANALYSIS

DIFF = Difference To Personal Best Lap

11 - 1:28.772 (1) 80.25 16:52:16.763

P9 17 Mark SMITH				
LAP	LAP TIME	DIFF	MPH	TIME OF DAY
1 -	1:23.019	6.907	85.81	16:36:59.430
2 -	1:17.573	1.461	91.84	16:38:17.003
3 -	1:17.539	1.427	91.88	16:39:34.542
4 -	1:18.784	2.672	90.43	16:40:53.326
5 -	1:18.377	2.265	90.90	16:42:11.703
6 -	1:17.188	1.076	92.30	16:43:28.891
7 -	1:17.202	1.090	92.28	16:44:46.093
8 -	1:16.393 (3)	0.281	93.26	16:46:02.486
9 -	1:16.791	0.679	92.77	16:47:19.277
10 -	1:16.628	0.516	92.97	16:48:35.905
11 -	1:16.273 (2)	0.161	93.40	16:49:52.178
12 -	1:16.112 (1)		93.60	16:51:08.290

P10 18 Darren FIELDING				
LAP	LAP TIME	DIFF	MPH	TIME OF DAY
1 -	1:24.402	6.613	84.41	16:37:00.813
2 -	1:19.962	2.173	89.10	16:38:20.775
3 -	1:20.312	2.523	88.71	16:39:41.087
4 -	1:18.273 (2)	0.484	91.02	16:40:59.360
5 -	1:17.789 (1)		91.58	16:42:17.149
6 -	1:18.503 (3)	0.714	90.75	16:43:35.652
7 -	1:30.976 P	13.187	78.31	16:45:06.628

P11 11 Steffan IRMLER				
LAP	LAP TIME	DIFF	MPH	TIME OF DAY
1 -	1:23.701 (2)	3.312	85.11	16:37:00.112
2 -	1:20.389 (1)		88.62	16:38:20.501

Dunlop Saloon Car Cup

RACE 11 - LAP CHART

LAP 1 @ 16:36:55.191			LAP 2 @ 16:38:09.220			LAP 3 @ 16:39:22.720			LAP 4 @ 16:40:36.610			LAP 5 @ 16:41:49.998		
NO	BEHIND	LAP TIME	NO	BEHIND	LAP TIME	NO	BEHIND	LAP TIME	NO	BEHIND	LAP TIME	NO	BEHIND	LAP TIME
70		1:18.780	70		1:14.029	70		1:13.500	70		1:13.890	70		1:13.388
60	1.839	1:20.619	60	2.426	1:14.616	60	3.129	1:14.203	60	3.339	1:14.100	60	3.491	1:13.540
28	3.573	1:22.353	28	7.186	1:17.642	28	11.163	1:17.477	1	15.916	1:17.671	1	18.932	1:16.404
17	4.239	1:23.019	17	7.783	1:17.573	17	11.822	1:17.539	28	16.480	1:19.207	28	21.273	1:18.181
11	4.921	1:23.701	1	9.801	1:17.737	1	12.135	1:15.834	17	16.716	1:18.784	17	21.705	1:18.377
18	5.622	1:24.402	11	11.281	1:20.389	67	17.845	1:19.568	67	21.939	1:17.984	67	26.703	1:18.152
67	5.855	1:24.635	18	11.555	1:19.962	18	18.367	1:20.312	18	22.750	1:18.273	18	27.151	1:17.789
1	6.093	1:24.873	67	11.777	1:19.951	42	22.759	1:20.743	42	30.397	1:21.528	42	38.076	1:21.067
42	8.124	1:26.904	42	15.516	1:21.421	57	26.815	1:22.636	57	36.691	1:23.766	57	45.758	1:22.455
57	9.361	1:28.141	57	17.679	1:22.347	188	51.427	1:34.618	188	1:08.694	1:31.157			
188	15.009	1:33.789	188	30.309	1:29.329									

Weather / Track : Cloudy / Dry

Donington Park National
 Circuit Length = 1.9790 miles
 Start: 16:35 Flag 16:51 End: 16:55

Dunlop Saloon Car Cup

RACE 11 - LAP CHART

LAP 6 @ 16:43:04.043			LAP 7 @ 16:44:17.325			LAP 8 @ 16:45:30.767			LAP 9 @ 16:46:44.204			LAP 10 @ 16:47:57.227		
NO	BEHIND	LAP TIME	NO	BEHIND	LAP TIME	NO	BEHIND	LAP TIME	NO	BEHIND	LAP TIME	NO	BEHIND	LAP TIME
70		1:14.045	70		1:13.282	70		1:13.442	70		1:13.437	70		1:13.023
60	3.447	1:14.001	60	4.001	1:13.836	60	3.794	1:13.235	60	3.619	1:13.262	60	4.192	1:13.596
188	1 Lap	1:30.696	1	27.353	1:19.847	1	29.046	1:15.135	1	30.175	1:14.566	57	1 Lap	1:25.294
1	20.788	1:15.901	28	28.170	1:17.140	28	31.041	1:16.313	28	33.516	1:15.912	1	32.135	1:14.983
28	24.312	1:17.084	17	28.768	1:17.202	17	31.719	1:16.393	17	35.073	1:16.791	28	36.845	1:16.352
17	24.848	1:17.188	188	1 Lap	1:31.761	67	43.657	1:20.609	67	49.483	1:19.263	17	38.678	1:16.628
67	31.085	1:18.427	67	36.490	1:18.687	188	1 Lap	1:29.662	188	1 Lap	1:29.050	67	55.266	1:18.806
18	31.609	1:18.503	18	49.303	1:30.976 P	42	1:00.170	1:20.743	42	1:07.963	1:21.230			
42	44.982	1:20.951	42	52.869	1:21.169	57	1:13.314	1:22.449						
57	54.687	1:22.974	57	1:04.307	1:22.902									

Weather / Track : Cloudy / Dry

Donington Park National
 Circuit Length = 1.9790 miles
 Start: 16:35 Flag 16:51 End: 16:55

Dunlop Saloon Car Cup

RACE 11 - LAP CHART

LAP 11 @ 16:49:11.280			LAP 12 @ 16:50:24.606			LAP 13 @ 16:51:37.623		
NO	BEHIND	LAP TIME	NO	BEHIND	LAP TIME	NO	BEHIND	LAP TIME
70		1:14.053	70		1:13.326	70		1:13.017
42	1 Lap	1:21.188	60	5.751	1:14.954	60	6.028	1:13.294
60	4.123	1:13.984	42	1 Lap	1:21.947	42	1 Lap	1:20.738
188	2 Laps	1:31.398	188	2 Laps	1:30.120	1	36.639	1:15.350
57	1 Lap	1:22.434	57	1 Lap	1:22.942	188	2 Laps	1:28.772
1	32.813	1:14.731	1	34.306	1:14.819	57	1 Lap	1:23.012
28	38.874	1:16.082	28	41.815	1:16.267	28	45.176	1:16.378
17	40.898	1:16.273	17	43.684	1:16.112	67	1:12.457	1:20.985
67	59.861	1:18.648	67	1:04.489	1:17.954			

Weather / Track : Cloudy / Dry

Dunlop Saloon Car Cup

RACE 11 - POSITION CHART

No	Name	Lap Pos	Lap													
			1	2	3	4	5	6	7	8	9	10	11	12	13	
70	WHYTE	1	70	70	70	70	70	70	70	70	70	70	70	70	70	70
60	WRIGHT	2	60	60	60	60	60	60	60	60	60	60	60	60	60	60
17	SMITH	3	28	28	28	1	1	1	1	1	1	1	1	1	1	1
28	HUGHES	4	17	17	17	28	28	28	28	28	28	28	28	28	28	28
18	FIELDING	5	11	1	1	17	17	17	17	17	17	17	17	17	17	67
11	IRMLER	6	18	11	67	67	67	67	67	67	67	67	67	67	67	67
67	ABSOLOM	7	67	18	18	18	18	18	18	18	42	42	42	42	42	42
42	POCHCIOL	8	1	67	42	42	42	42	42	42	57	57	57	57	57	57
57	GOMM	9	42	42	57	57	57	57	57	57	188	188	188	188	188	188
188	HAINES	10	57	57	188	188	188	188	188	188	188	188	188	188	188	188
1	THOMAS	11	188	188												

Weather / Track : Cloudy / Dry

Results can be found at www.tsl-timing.com

Donington Park National
 Circuit Length = 1.9790 miles
 Start: 16:35 Flag 16:51 End: 16:55

Printed - 16:58 Sunday, 09 June 2019

Dunlop Saloon Car Cup

RACE 11 - STATISTICS

Competitors Started 11
Planned Start 2019-06-09 @ 16:40:00.000
Actual Start 2019-06-09 @ 16:35:36.410
Finish Time 2019-06-09 @ 16:51:37.622
Track Length 1.9790mi.
Total Laps 121
Total Distance Covered 239.4671mi.

Session Fastest Lap History

NO	CL	NAME	LAP TIME	TIME OF DAY	LAP	VEHICLE
70	ST1	Stewart WHYTE	1:18.780	16:36:55.207	1	Honda Accord
70	ST1	Stewart WHYTE	1:14.029	16:38:09.236	2	Honda Accord
70	ST1	Stewart WHYTE	1:13.500	16:39:22.735	3	Honda Accord
70	ST1	Stewart WHYTE	1:13.388	16:41:50.014	5	Honda Accord
70	ST1	Stewart WHYTE	1:13.282	16:44:17.341	7	Honda Accord
60	GA1	Mark WRIGHT	1:13.235	16:45:34.563	8	Ford Sierra RS500
70	ST1	Stewart WHYTE	1:13.023	16:47:57.243	10	Honda Accord
70	ST1	Stewart WHYTE	1:13.017	16:51:37.639	13	Honda Accord

Session Leader History

NO	CL	NAME	FROM LAP	LAPS LED	DISTANCE	VEHICLE
70	ST1	Stewart WHYTE	1	13	25.68 miles	Honda Accord

Flag History

TYPE	TIME OF DAY
GREEN	16:35:36.410
FINISH	16:51:37.622

Flag Statistics

TYPE	COUNT	TOTAL LAPS	TOTAL TIME
Green	1	13	19:46.550
Red	0	0	0.000
Safety Car	0	0	0.000
FCY	0	0	0.000

Weather / Track : Cloudy / Dry

These results are provisional until the conclusion of any judicial and technical matters.

Donington Park National
 Circuit Length = 1.9790 miles
 Start: 16:35 Flag 16:51 End: 16:55

Clerk Of Course :	Timekeeper :
-------------------	--------------

Dunlop Saloon Car Cup

RACE 11 - STATISTICS

CLASS : GA1

2 Starters

Fastest Lap History

NO	NAME	LAP TIME	TIME OF DAY	LAP	VEHICLE
60	Mark WRIGHT	1:20.619	16:36:57.032	1	Ford Sierra RS500
60	Mark WRIGHT	1:14.616	16:38:11.651	2	Ford Sierra RS500
60	Mark WRIGHT	1:14.203	16:39:25.851	3	Ford Sierra RS500
60	Mark WRIGHT	1:14.100	16:40:39.952	4	Ford Sierra RS500
60	Mark WRIGHT	1:13.540	16:41:53.490	5	Ford Sierra RS500
60	Mark WRIGHT	1:13.235	16:45:34.563	8	Ford Sierra RS500

Leader History

NO	NAME	FROM LAP	LAPS LED	DISTANCE	VEHICLE
60	Mark WRIGHT	1	13	25.68 miles	Ford Sierra RS500

Weather / Track : Cloudy / Dry

These results are provisional until the conclusion of any judicial and technical matters.

Donington Park National
Circuit Length = 1.9790 miles
Start: 16:35 Flag 16:51 End: 16:55

Clerk Of Course :		Timekeeper :
-------------------	--	--------------

Dunlop Saloon Car Cup
RACE 11 - STATISTICS

CLASS : GA2

1 Starters

Fastest Lap History

NO	NAME	LAP TIME	TIME OF DAY	LAP	VEHICLE
17	Mark SMITH	1:23.019	16:36:59.435	1	BMW E30 M3
17	Mark SMITH	1:17.573	16:38:17.008	2	BMW E30 M3
17	Mark SMITH	1:17.539	16:39:34.546	3	BMW E30 M3
17	Mark SMITH	1:17.188	16:43:28.896	6	BMW E30 M3
17	Mark SMITH	1:16.393	16:46:02.491	8	BMW E30 M3
17	Mark SMITH	1:16.273	16:49:52.182	11	BMW E30 M3
17	Mark SMITH	1:16.112	16:51:08.295	12	BMW E30 M3

Leader History

NO	NAME	FROM LAP	LAPS LED	DISTANCE	VEHICLE
17	Mark SMITH	1	12	23.71 miles	BMW E30 M3

Weather / Track : Cloudy / Dry

These results are provisional until the conclusion of any judicial and technical matters.

Donington Park National
Circuit Length = 1.9790 miles
Start: 16:35 Flag 16:51 End: 16:55

Clerk Of Course :		Timekeeper :
-------------------	--	--------------

Dunlop Saloon Car Cup
RACE 11 - STATISTICS

CLASS : GA4

1 Starters

Fastest Lap History

NO	NAME	LAP TIME	TIME OF DAY	LAP	VEHICLE
42	George POCHCIOL	1:26.904	16:37:03.313	1	Ford Capri
42	George POCHCIOL	1:21.421	16:38:24.736	2	Ford Capri
42	George POCHCIOL	1:20.743	16:39:45.479	3	Ford Capri
42	George POCHCIOL	1:20.738	16:51:56.040	12	Ford Capri

Leader History

NO	NAME	FROM LAP	LAPS LED	DISTANCE	VEHICLE
42	George POCHCIOL	1	12	23.71 miles	Ford Capri

Weather / Track : Cloudy / Dry

These results are provisional until the conclusion of any judicial and technical matters.

Donington Park National
Circuit Length = 1.9790 miles
Start: 16:35 Flag 16:51 End: 16:55

Clerk Of Course :		Timekeeper :
-------------------	--	--------------

Dunlop Saloon Car Cup
RACE 11 - STATISTICS

CLASS : GA5

1 Starters

Fastest Lap History

NO	NAME	LAP TIME	TIME OF DAY	LAP	VEHICLE
57	Jonathan GOMM	1:28.141	16:37:04.554	1	Ford Escort Mk1 BDA
57	Jonathan GOMM	1:22.347	16:38:26.905	2	Ford Escort Mk1 BDA

Leader History

NO	NAME	FROM LAP	LAPS LED	DISTANCE	VEHICLE
57	Jonathan GOMM	1	12	23.71 miles	Ford Escort Mk1 BDA

Weather / Track : Cloudy / Dry

These results are provisional until the conclusion of any judicial and technical matters.

Donington Park National
Circuit Length = 1.9790 miles
Start: 16:35 Flag 16:51 End: 16:55

Clerk Of Course :		Timekeeper :
-------------------	--	--------------

Dunlop Saloon Car Cup
RACE 11 - STATISTICS

CLASS : GN3

1 Starters

Fastest Lap History

NO	NAME	LAP TIME	TIME OF DAY	LAP	VEHICLE
188	Ronnie HAINES	1:33.789	16:37:10.198	1	Ford Escort Mk1
188	Ronnie HAINES	1:29.329	16:38:39.527	2	Ford Escort Mk1
188	Ronnie HAINES	1:29.050	16:47:46.471	8	Ford Escort Mk1
188	Ronnie HAINES	1:28.772	16:52:16.762	11	Ford Escort Mk1

Leader History

NO	NAME	FROM LAP	LAPS LED	DISTANCE	VEHICLE
188	Ronnie HAINES	1	11	21.73 miles	Ford Escort Mk1

Weather / Track : Cloudy / Dry

These results are provisional until the conclusion of any judicial and technical matters.

Donington Park National
Circuit Length = 1.9790 miles
Start: 16:35 Flag 16:51 End: 16:55

Clerk Of Course :		Timekeeper :
-------------------	--	--------------

Dunlop Saloon Car Cup
RACE 11 - STATISTICS

CLASS : ST1

2 Starters

Fastest Lap History

NO	NAME	LAP TIME	TIME OF DAY	LAP	VEHICLE
70	Stewart WHYTE	1:18.780	16:36:55.207	1	Honda Accord
70	Stewart WHYTE	1:14.029	16:38:09.236	2	Honda Accord
70	Stewart WHYTE	1:13.500	16:39:22.735	3	Honda Accord
70	Stewart WHYTE	1:13.388	16:41:50.014	5	Honda Accord
70	Stewart WHYTE	1:13.282	16:44:17.341	7	Honda Accord
70	Stewart WHYTE	1:13.023	16:47:57.243	10	Honda Accord
70	Stewart WHYTE	1:13.017	16:51:37.639	13	Honda Accord

Leader History

NO	NAME	FROM LAP	LAPS LED	DISTANCE	VEHICLE
70	Stewart WHYTE	1	13	25.68 miles	Honda Accord

Weather / Track : Cloudy / Dry

These results are provisional until the conclusion of any judicial and technical matters.

Donington Park National
Circuit Length = 1.9790 miles
Start: 16:35 Flag 16:51 End: 16:55

Clerk Of Course :		Timekeeper :
-------------------	--	--------------

Dunlop Saloon Car Cup
RACE 11 - STATISTICS

CLASS : ST2

2 Starters

Fastest Lap History

NO	NAME	LAP TIME	TIME OF DAY	LAP	VEHICLE
18	Darren FIELDING	1:24.402	16:37:00.813	1	Vauxhall Cavalier
18	Darren FIELDING	1:19.962	16:38:20.775	2	Vauxhall Cavalier
67	Tony ABSOLOM	1:19.951	16:38:20.995	2	Vauxhall Cavaliere
67	Tony ABSOLOM	1:19.568	16:39:40.564	3	Vauxhall Cavaliere
67	Tony ABSOLOM	1:17.984	16:40:58.548	4	Vauxhall Cavaliere
18	Darren FIELDING	1:17.789	16:42:17.149	5	Vauxhall Cavalier

Leader History

NO	NAME	FROM LAP	LAPS LED	DISTANCE	VEHICLE
18	Darren FIELDING	1	2	3.92 miles	Vauxhall Cavalier
67	Tony ABSOLOM	3	11	21.76 miles	Vauxhall Cavaliere

Weather / Track : Cloudy / Dry

These results are provisional until the conclusion of any judicial and technical matters.

Donington Park National
 Circuit Length = 1.9790 miles
 Start: 16:35 Flag 16:51 End: 16:55

Clerk Of Course :		Timekeeper :
-------------------	--	--------------

Dunlop Saloon Car Cup
RACE 11 - STATISTICS

CLASS : ST4

1 Starters

Fastest Lap History

NO	NAME	LAP TIME	TIME OF DAY	LAP	VEHICLE
28	Jason HUGHES	1:22.353	16:36:58.769	1	MG ZS
28	Jason HUGHES	1:17.642	16:38:16.414	2	MG ZS
28	Jason HUGHES	1:17.477	16:39:33.890	3	MG ZS
28	Jason HUGHES	1:17.084	16:43:28.355	6	MG ZS
28	Jason HUGHES	1:16.313	16:46:01.808	8	MG ZS
28	Jason HUGHES	1:15.912	16:47:17.722	9	MG ZS

Leader History

NO	NAME	FROM LAP	LAPS LED	DISTANCE	VEHICLE
28	Jason HUGHES	1	13	25.68 miles	MG ZS

Weather / Track : Cloudy / Dry

These results are provisional until the conclusion of any judicial and technical matters.

Donington Park National
Circuit Length = 1.9790 miles
Start: 16:35 Flag 16:51 End: 16:55

Clerk Of Course :		Timekeeper :
-------------------	--	--------------