



# DUNLOP SALOON CAR CUP

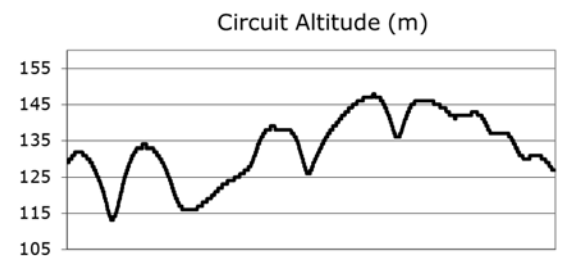
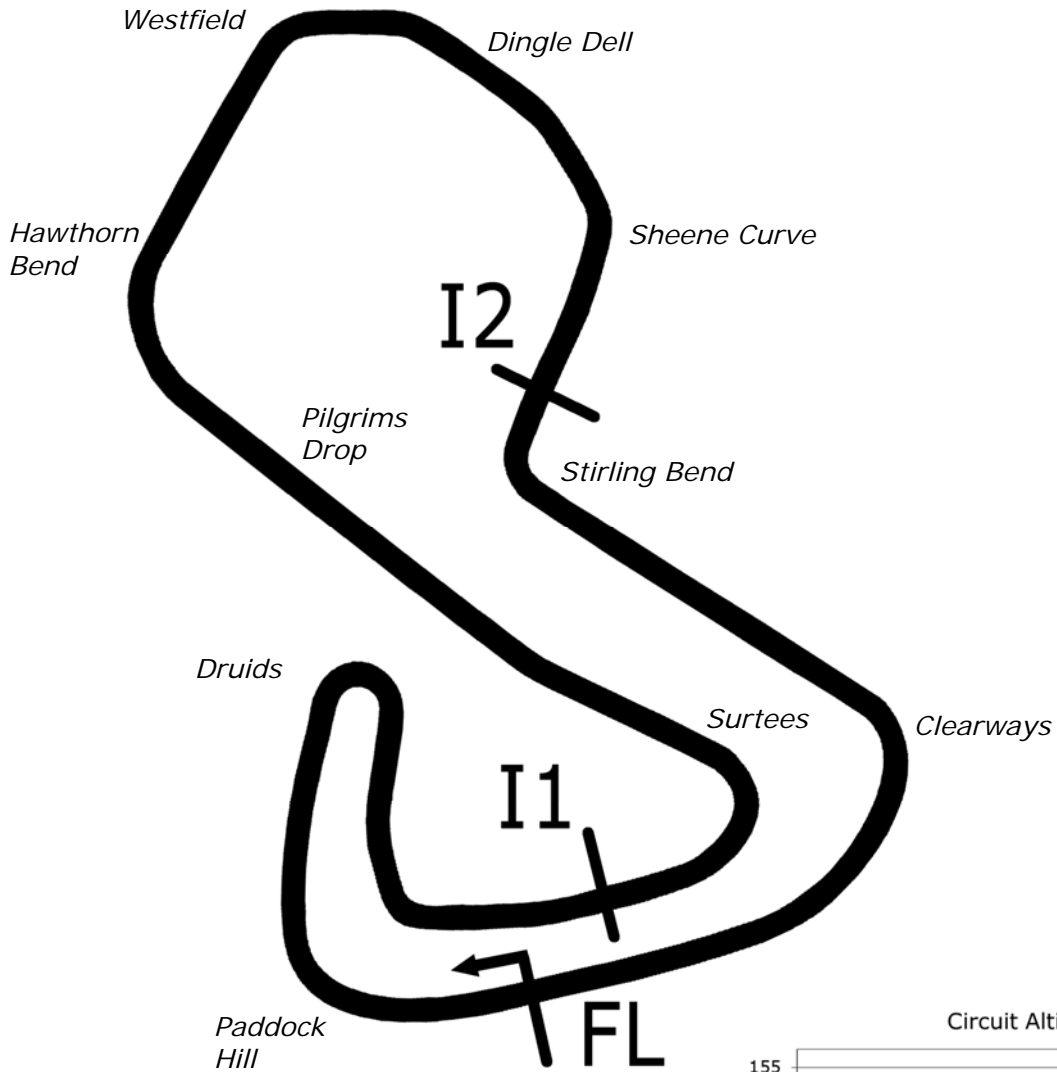
**Brands Hatch GP Circuit**

**29<sup>th</sup> / 30<sup>th</sup> June 2019**



**Results Provided by Timing Solutions Ltd**  
[www.tsl-timing.com](http://www.tsl-timing.com)

# Brands Hatch GP



Length	2.4332 miles	3916.0 m	
FL		51.36032 N	0.26032 E
I1	1116m	51.35934 N	0.25955 E
I2	2928m	51.35532 N	0.26250 E
Pit Entry	3646m	51.35911 N	0.25743 E
Pit Exit	26m after FL	51.36027 N	0.26078 E
Pit Entry-Pit Exit 277m, 16.6s @60kph, 12.4s @80kph			

All results available at [www.tsl-timing.com](http://www.tsl-timing.com)

Sheet No:



**Legends of Brands Hatch Superprix**

**HSCC Dunlop Saloon Car Cup**

**QUALIFYING - RACE 8 - CLASSIFICATION - AMENDED**

POS	NO	CL	PIC NAME	ENTRY	TIME	ON	LAPS	GAP	DIFF	MPH
1	1	GA1	1 Michael LYONS	Ford Sierra RS500	1:35.950	8	8			91.29
2	16	GA4	1 Steve DANCE	Ford Capri	1:38.972	7	7	3.022	3.022	88.50
3	20	GA1	2 Carey McMAHON	Ford Sierra Cosworth RS500	1:43.178	4	4	7.228	4.206	84.90
4	18	ST2	1 Darren FIELDING	Vauxhall Cavalier	1:43.310	5	6	7.360	0.132	84.79
5	60	GA1	3 Dave COYNE	Ford Sierra RS500	1:44.039	5	7	8.089	0.729	84.19
6	11	ST1	1 Steffan IRMLER	Opel Vectra	1:44.768	7	7	8.818	0.729	83.61
7	67	ST2	2 Tony ABSOLOM	Vauxhall Cavalier	1:45.316	7	7	9.366	0.548	83.17
8	42	GA4	2 George POCHCIOL	Ford Capri	1:46.269	7	8	10.319	0.953	82.43

Car 60 is driven by Dave Coyne not Mark Wright

Weather / Track : Sunny / Dry

These results are provisional until the conclusion of any judicial and technical matters.

Brands Hatch GP

Circuit Length = 2.4332 miles

Start: 12:20 Flag 12:42 End: 12:42

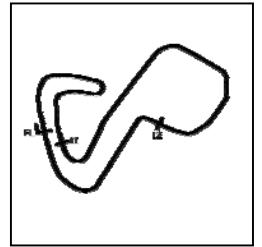
Clerk Of Course : Julian Floyd

Timekeeper : Nick Palmer

# Legends of Brands Hatch Superprix

## HSCC Dunlop Saloon Car Cup

### QUALIFYING - RACE 8 - SECTOR ANALYSIS - AMENDED



SECTOR 1 = FL to I1, SECTOR 2 = I1 to I2, SECTOR 3 = I2 to FL, DIFF = Difference To Personal Best Lap, P = Crossed Finish Line in Pit Lane, D = Time Disallowed

P1		1 GA1		Michael LYONS			Ford Sierra RS500				
IDEAL LAP TIME : 1:35.827		BEST LAP TIME : 1:35.950			DIFFERENCE : 0.123						
LAP	SECTOR 1	SECTOR 2		SECTOR 3		LAP TIME	MPH	DIFF	TIME OF DAY		
1 -	OUTLAP	90.9	48.884	72.0	24.892	126.1	1:53.775	76.99	17.825	12:22:24.208	
2 -	32.717	89.5	55.802	59.2	31.520	90.6	2:00.039	72.97	24.089	12:24:24.247	
3 -	38.705	79.4	55.536	57.2	IN PIT		7:49.282	P 18.66	6:13.332	12:32:13.529	
4 -	OUTLAP	92.6	43.451	85.8	22.642	131.5	1:41.058	86.68	5.108	12:33:54.587	
5 -	31.190	101.0	42.554	84.5	23.168	129.5	1:36.912 (3)	90.38	0.962	12:35:31.499	
6 -	31.349	95.8	42.842	88.0	22.915	130.8	1:37.106	90.20	1.156	12:37:08.605	
7 -	31.024	103.5	42.693	89.9	22.842	132.1	1:36.559 (2)	90.72	0.609	12:38:45.164	
8 -	30.783	105.1	42.402	87.3	22.765	131.8	1:35.950 (1)	91.29		12:40:21.114	

P2		16 GA4		Steve DANCE			Ford Capri				
IDEAL LAP TIME : 1:38.875		BEST LAP TIME : 1:38.972			DIFFERENCE : 0.097						
LAP	SECTOR 1	SECTOR 2		SECTOR 3		LAP TIME	MPH	DIFF	TIME OF DAY		
1 -	OUTLAP	77.5	53.079	72.0	25.656	116.3	2:03.679	70.82	24.707	12:22:44.156	
2 -	34.515	89.7	52.596	66.1	36.038	64.6	2:03.149	71.13	24.177	12:24:47.305	
3 -	40.633	76.0	55.271	63.3	IN PIT		7:49.058	P 18.67	6:10.086	12:32:36.363	
4 -	OUTLAP	67.1	52.156	78.1	24.314	128.3	1:56.876	74.94	17.904	12:34:33.239	
5 -	32.899	93.9	45.252	81.1	23.375	131.3	1:41.526 (3)	86.28	2.554	12:36:14.765	
6 -	31.948	100.0	44.560	83.9	23.250	132.3	1:39.758 (2)	87.81	0.786	12:37:54.523	
7 -	31.671	99.4	44.215	82.7	23.086	130.8	1:38.972 (1)	88.50		12:39:33.495	

P3		20 GA1		Carey McMAHON			Ford Sierra Cosworth RS500				
IDEAL LAP TIME : 1:43.100		BEST LAP TIME : 1:43.178			DIFFERENCE : 0.078						
LAP	SECTOR 1	SECTOR 2		SECTOR 3		LAP TIME	MPH	DIFF	TIME OF DAY		
1 -	OUTLAP	89.4	9:49.750	32.0	IN PIT		12:51.731	P 11.35	11:08.553	12:33:24.895	
2 -	OUTLAP	81.0	54.943	67.0	26.299	122.9	2:04.152	70.55	20.974	12:35:29.047	
3 -	33.965	84.2	48.387	77.7	24.278	129.0	1:46.630 (2)	82.15	3.452	12:37:15.677	
4 -	32.236	93.5	47.040	80.0	23.902	131.0	1:43.178 (1)	84.90		12:38:58.855	

P4		18 ST2		Darren FIELDING			Vauxhall Cavalier				
IDEAL LAP TIME : 1:42.395		BEST LAP TIME : 1:43.310			DIFFERENCE : 0.915						
LAP	SECTOR 1	SECTOR 2		SECTOR 3		LAP TIME	MPH	DIFF	TIME OF DAY		
1 -	OUTLAP	79.8	57.599	62.3	IN PIT		3:00.228	P 48.60	1:16.918	12:25:09.568	
2 -	OUTLAP	83.0	55.125	67.7	IN PIT		7:28.079	P 19.54	5:44.769	12:32:37.647	
3 -	OUTLAP	85.4	49.200	78.3	25.663		1:54.323	76.62	11.013	12:34:31.970	
4 -	33.458	91.0	48.289	83.3	24.773		1:46.520 (3)	82.23	3.210	12:36:18.490	
5 -	32.572	93.5	46.389	85.1	24.349		1:43.310 (1)	84.79		12:38:01.800	
6 -	32.096	95.4	47.332	85.9	25.284		1:44.712 (2)	83.65	1.402	12:39:46.512	

P5		60 GA1		Dave COYNE			Ford Sierra RS500				
IDEAL LAP TIME : 1:43.797		BEST LAP TIME : 1:44.039			DIFFERENCE : 0.242						
LAP	SECTOR 1	SECTOR 2		SECTOR 3		LAP TIME	MPH	DIFF	TIME OF DAY		
1 -	OUTLAP	86.4	51.749	72.0	25.890	115.3	1:58.689	73.80	14.650	12:22:40.205	
2 -	33.489	91.8	47.898	77.0	IN PIT		3:52.805	P 37.62	2:08.766	12:26:33.010	
3 -	OUTLAP	81.2	1:10.881	45.1	IN PIT		6:05.963	P 23.93	4:21.924	12:32:38.973	
4 -	OUTLAP	92.0	46.641	79.7	25.206	119.4	1:49.275	80.16	5.236	12:34:28.248	
5 -	32.740	98.1	46.513	81.1	24.786	107.8	1:44.039 (1)	84.19		12:36:12.287	
6 -	33.643	94.3	46.748	81.2	24.839	120.9	1:45.230 (3)	83.24	1.191	12:37:57.517	
7 -	32.848	97.8	46.271	77.5	25.026	120.9	1:44.145 (2)	84.11	0.106	12:39:41.662	

P6		11 ST1		Steffan IRMLER			Opel Vectra				
IDEAL LAP TIME : 1:44.280		BEST LAP TIME : 1:44.768			DIFFERENCE : 0.488						
LAP	SECTOR 1	SECTOR 2		SECTOR 3		LAP TIME	MPH	DIFF	TIME OF DAY		
1 -	OUTLAP	74.3	57.382	64.3	28.048	111.8	2:10.118	67.32	25.350	12:22:59.616	
2 -	36.786	56.9	1:33.510	44.0	44.312	59.2	2:54.608	50.16	1:09.840	12:25:54.224	
3 -	55.341	39.6	1:31.268	38.7	IN PIT		6:30.042	P 22.45	4:45.274	12:32:24.266	

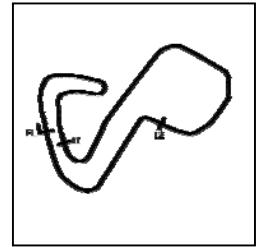
Weather / Track : Sunny / Dry

Brands Hatch GP  
Circuit Length = 2.4332 miles  
Start: 12:20 Flag 12:42 End: 12:42

# Legends of Brands Hatch Superprix

## HSCC Dunlop Saloon Car Cup

### QUALIFYING - RACE 8 - SECTOR ANALYSIS - AMENDED



SECTOR 1 = FL to I1, SECTOR 2 = I1 to I2, SECTOR 3 = I2 to FL, DIFF = Difference To Personal Best Lap, P = Crossed Finish Line in Pit Lane, D = Time Disallowed

4 -	OUTLAP	86.2	50.135	68.6	26.885	118.3	1:56.523	75.17	11.755	12:34:20.789
5 -	33.989	89.2	49.137	72.7	25.094	119.6	1:48.220 (3)	80.94	3.452	12:36:09.009
6 -	33.361	91.9	48.243	74.4	25.274	120.6	1:46.878 (2)	81.96	2.110	12:37:55.887
7 -	33.280	93.4	<b>47.110</b>	<b>77.9</b>	<b>24.378</b>	<b>121.7</b>	<b>1:44.768 (1)</b>	<b>83.61</b>		<b>12:39:40.655</b>

<b>P7</b>		<b>67 ST2</b>	<b>Tony ABSOLOM</b>				Vauxhall Cavalier				
IDEAL LAP TIME : 1:45.025		BEST LAP TIME : 1:45.316				DIFFERENCE : 0.291					
LAP		SECTOR 1	SECTOR 2		SECTOR 3		LAP TIME	MPH	DIFF	TIME OF DAY	
1 -	OUTLAP	82.9	53.804	67.6	27.490	101.8	2:02.985	71.22	17.669	12:23:19.192	
2 -	39.958	78.6	1:11.753	42.3	44.173	58.1	2:35.884	56.19	50.568	12:25:55.076	
3 -	55.678	34.4	1:30.973	37.2	IN PIT		6:30.488 P	22.43	4:45.172	12:32:25.564	
4 -	OUTLAP	87.2	49.891	74.6	25.970	116.3	1:54.545	76.47	9.229	12:34:20.109	
5 -	33.989	90.8	48.337	78.8	25.326	116.5	1:47.652 (3)	81.37	2.336	12:36:07.761	
6 -	33.369	92.6	47.699	80.8	25.247	116.1	1:46.315 (2)	82.39	0.999	12:37:54.076	
7 -	33.137	<b>95.0</b>	<b>47.208</b>	<b>82.3</b>	<b>24.971</b>	<b>117.7</b>	<b>1:45.316 (1)</b>	<b>83.17</b>		<b>12:39:39.392</b>	

<b>P8</b>		<b>42 GA4</b>	<b>George POCHCIOL</b>				Ford Capri				
IDEAL LAP TIME : 1:46.011		BEST LAP TIME : 1:46.269				DIFFERENCE : 0.258					
LAP		SECTOR 1	SECTOR 2		SECTOR 3		LAP TIME	MPH	DIFF	TIME OF DAY	
1 -	OUTLAP	70.3	52.394	66.2	26.131	114.5	2:00.480	72.70	14.211	12:22:20.305	
2 -	34.102	90.3	57.314	59.4	32.308	91.0	2:03.724	70.80	17.455	12:24:24.029	
3 -	35.833	81.2	56.941	64.4	28.959	88.4	2:01.733	71.95	15.464	12:26:25.762	
4 -	39.590	62.1	1:17.527	38.5	IN PIT		6:30.901 P	22.40	4:44.632	12:32:56.663	
5 -	OUTLAP	81.4	49.219	72.7	25.439	115.7	1:52.325	77.98	6.056	12:34:48.988	
6 -	33.331	<b>92.1</b>	48.604	74.7	25.443	115.9	1:47.378 (3)	81.57	1.109	12:36:36.366	
7 -	33.291	91.5	47.822	76.7	<b>25.156</b>	116.1	<b>1:46.269 (1)</b>	<b>82.43</b>		<b>12:38:22.635</b>	
8 -	<b>33.172</b>	87.0	<b>47.683</b>	<b>77.8</b>	25.504	<b>116.5</b>	1:46.359 (2)	82.36	0.090	12:40:08.994	

# Legends of Brands Hatch Superprix

## HSCC Dunlop Saloon Car Cup

### QUALIFYING - RACE 8 - BEST SECTORS

SECTOR 1			SECTOR 2			SECTOR 3			IDEAL / BEST COMPARISON						
POS	NO	NAME	TIME	NO	NAME	TIME	NO	NAME	TIME	POS	NO	NAME	IDEAL	BEST	DIFF
													<b>PERFECT LAP</b>	<b>1:35.827</b>	
1	1	LYONS	30.783	1	LYONS	42.402	1	LYONS	22.642	1	1	LYONS	1:35.827	1:35.950	0.123
2	16	DANCE	31.574	16	DANCE	44.215	16	DANCE	23.086	2	16	DANCE	1:38.875	1:38.972	0.097
3	18	FIELDING	32.087	18	FIELDING	45.959	20	McMAHON	23.902	3	18	FIELDING	1:42.395	1:43.310	0.915
4	20	McMAHON	32.158	60	WRIGHT	46.271	18	FIELDING	24.349	4	20	McMAHON	1:43.100	1:43.178	0.078
5	60	WRIGHT	32.740	20	McMAHON	47.040	11	IRMLER	24.378	5	60	WRIGHT	1:43.797	1:44.039	0.242
6	11	IRMLER	32.792	11	IRMLER	47.110	60	WRIGHT	24.786	6	11	IRMLER	1:44.280	1:44.768	0.488
7	67	ABSLOM	32.846	67	ABSLOM	47.208	67	ABSLOM	24.971	7	67	ABSLOM	1:45.025	1:45.316	0.291
8	42	POCHCIOL	33.172	42	POCHCIOL	47.683	42	POCHCIOL	25.156	8	42	POCHCIOL	1:46.011	1:46.269	0.258

Weather / Track : Sunny / Dry

Results can be found at [www.tsl-timing.com](http://www.tsl-timing.com)

Brands Hatch GP  
Circuit Length = 2.4332 miles  
Start: 12:20 Flag 12:42 End: 12:42

Printed - 12:44 Saturday, 29 June 2019

# Legends of Brands Hatch Superprix

## HSCC Dunlop Saloon Car Cup

### QUALIFYING - RACE 8 - BEST SPEEDS

POS	INTERMEDIATE 1			INTERMEDIATE 2			FINISH LINE		
	NO	NAME	MPH	NO	NAME	MPH	NO	NAME	MPH
1	1	LYONS	105.1	1	LYONS	89.9	16	DANCE	132.3
2	20	McMAHON	102.9	18	FIELDING	85.9	1	LYONS	132.1
3	16	DANCE	100.0	16	DANCE	83.9	20	McMAHON	131.0
4	60	WRIGHT	98.6	67	ABSOLOM	82.3	11	IRMLER	121.7
5	18	FIELDING	96.2	60	WRIGHT	81.2	60	WRIGHT	120.9
6	67	ABSOLOM	95.0	20	McMAHON	80.0	67	ABSOLOM	117.7
7	11	IRMLER	93.7	11	IRMLER	77.9	42	POCHCIOL	116.5
8	42	POCHCIOL	92.1	42	POCHCIOL	77.8			

Weather / Track : Sunny / Dry

Results can be found at [www.tsl-timing.com](http://www.tsl-timing.com)

Brands Hatch GP  
Circuit Length = 2.4332 miles  
Start: 12:20 Flag 12:42 End: 12:42

Printed - 12:44 Saturday, 29 June 2019

# Legends of Brands Hatch Superprix

## HSCC Dunlop Saloon Car Cup

### QUALIFYING - RACE 8 - STATISTICS - AMENDED

**Competitors Started** 8  
**Planned Start** 2019-06-29 @ 12:15:00.000  
**Actual Start** 2019-06-29 @ 12:20:12.174  
**Finish Time** 2019-06-29 @ 12:42:15.333  
**Track Length** 2.4332mi.  
**Total Laps** 54  
**Total Distance Covered** 131.3976mi.

#### Session Fastest Lap History

NO	CL	NAME	LAP TIME	TIME OF DAY	LAP	VEHICLE
42	GA4	George POCHCIOL	2:03.724	12:24:24.043	2	Ford Capri
1	GA1	Michael LYONS	2:00.039	12:24:24.267	2	Ford Sierra RS500
1	GA1	Michael LYONS	1:36.912	12:35:31.511	5	Ford Sierra RS500
1	GA1	Michael LYONS	1:36.559	12:38:45.174	7	Ford Sierra RS500
1	GA1	Michael LYONS	1:35.950	12:40:21.125	8	Ford Sierra RS500

#### Flag History

TYPE	TIME OF DAY
GREEN	12:20:12.174
SAFETY	12:23:07.062
RED	12:26:44.348
GREEN	12:31:51.776
GREEN	12:31:51.779
RED	12:40:40.802
FINISH	12:42:15.333

#### Flag Statistics

TYPE	COUNT	TOTAL LAPS	TOTAL TIME
Green	3	6	11:43.913
Red	2	0	6:41.958
Safety Car	1	2	3:37.286
FCY	0	0	0.000

Weather / Track : Sunny / Dry

These results are provisional until the conclusion of any judicial and technical matters.

Brands Hatch GP

Circuit Length = 2.4332 miles

Start: 12:20 Flag 12:42 End: 12:42

Clerk Of Course : Julian Floyd

Timekeeper : Nick Palmer



# Legends of Brands Hatch Superprix

## HSCC Dunlop Saloon Car Cup

### QUALIFYING - RACE 8 - STATISTICS - AMENDED

CLASS : GA1

3 Starters

#### Fastest Lap History

NO	NAME	LAP TIME	TIME OF DAY	LAP	VEHICLE
1	Michael LYONS	<b>2:00.039</b>	12:24:24.267	2	Ford Sierra RS500
1	Michael LYONS	<b>1:36.912</b>	12:35:31.511	5	Ford Sierra RS500
1	Michael LYONS	<b>1:36.559</b>	12:38:45.174	7	Ford Sierra RS500
1	Michael LYONS	<b>1:35.950</b>	12:40:21.125	8	Ford Sierra RS500

Weather / Track : Sunny / Dry

These results are provisional until the conclusion of any judicial and technical matters.

Brands Hatch GP

Circuit Length = 2.4332 miles

Start: 12:20 Flag 12:42 End: 12:42

Clerk Of Course : Julian Floyd

Timekeeper : Nick Palmer

# Legends of Brands Hatch Superprix

## HSCC Dunlop Saloon Car Cup

### QUALIFYING - RACE 8 - STATISTICS - AMENDED

CLASS : GA4

2 Starters

#### Fastest Lap History

NO	NAME	LAP TIME	TIME OF DAY	LAP	VEHICLE
42	George POCHCIOL	2:03.724	12:24:24.043	2	Ford Capri
16	Steve DANCE	2:03.149	12:24:47.325	2	Ford Capri
42	George POCHCIOL	2:01.733	12:26:25.777	3	Ford Capri
16	Steve DANCE	1:41.526	12:36:14.776	5	Ford Capri
16	Steve DANCE	1:39.758	12:37:54.533	6	Ford Capri
16	Steve DANCE	1:38.972	12:39:33.504	7	Ford Capri

Weather / Track : Sunny / Dry

These results are provisional until the conclusion of any judicial and technical matters.

Brands Hatch GP

Circuit Length = 2.4332 miles

Start: 12:20 Flag 12:42 End: 12:42

Clerk Of Course : Julian Floyd

Timekeeper : Nick Palmer

# Legends of Brands Hatch Superprix

## HSCC Dunlop Saloon Car Cup

### QUALIFYING - RACE 8 - STATISTICS - AMENDED

CLASS : ST1

1 Starters

#### Fastest Lap History

NO	NAME	LAP TIME	TIME OF DAY	LAP	VEHICLE
11	Steffan IRMLER	<b>2:54.608</b>	12:25:54.169	2	Opel Vectra
11	Steffan IRMLER	<b>1:48.220</b>	12:36:09.064	5	Opel Vectra
11	Steffan IRMLER	<b>1:46.878</b>	12:37:55.941	6	Opel Vectra
11	Steffan IRMLER	<b>1:44.768</b>	12:39:40.708	7	Opel Vectra

Weather / Track : Sunny / Dry

These results are provisional until the conclusion of any judicial and technical matters.

Brands Hatch GP

Circuit Length = 2.4332 miles

Start: 12:20 Flag 12:42 End: 12:42

Clerk Of Course : Julian Floyd

Timekeeper : Nick Palmer

**Legends of Brands Hatch Superprix**

**HSCC Dunlop Saloon Car Cup**

**QUALIFYING - RACE 8 - STATISTICS - AMENDED**

**CLASS : ST2**

**2 Starters**

**Fastest Lap History**

NO	NAME	LAP TIME	TIME OF DAY	LAP	VEHICLE
67	Tony ABSOLOM	<b>2:35.884</b>	12:25:55.098	2	Vauxhall Cavalier
67	Tony ABSOLOM	<b>1:47.652</b>	12:36:07.772	5	Vauxhall Cavalier
18	Darren FIELDING	<b>1:46.520</b>	12:36:18.512	4	Vauxhall Cavalier
67	Tony ABSOLOM	<b>1:46.315</b>	12:37:54.086	6	Vauxhall Cavalier
18	Darren FIELDING	<b>1:43.310</b>	12:38:01.814	5	Vauxhall Cavalier

**Weather / Track : Sunny / Dry**

**These results are provisional until the conclusion of any judicial and technical matters.**

Brands Hatch GP

Circuit Length = 2.4332 miles

Start: 12:20 Flag 12:42 End: 12:42

Clerk Of Course : Julian Floyd

Timekeeper : Nick Palmer

Sheet No:



**Legends of Brands Hatch Superprix**

**HSCC Dunlop Saloon Car Cup**

**RACE 8 - GRID (20 minutes) - AMENDED**

ROW 4	7	1:45.316 <b>67</b> Tony ABSOLOM	8	1:46.269 <b>42</b> George POCHCIOL
ROW 3	5	1:44.039 <b>60</b> Dave COYNE	6	1:44.768 <b>11</b> Steffan IRMLER
ROW 2	3	1:43.178 <b>20</b> Carey McMAHON	4	1:43.310 <b>18</b> Darren FIELDING
ROW 1	1	1:35.950 <b>1</b> Michael LYONS	2	1:38.972 <b>16</b> Steve DANCE
<b>Pole</b>				

Brands Hatch GP  
Circuit Length = 2.4332 miles

**These results are provisional until the conclusion of any judicial and technical matters.**

Clerk Of Course :

Timekeeper : Nick Palmer

Sheet No:



## Legends of Brands Hatch Superprix

### HSCC Dunlop Saloon Car Cup

### RACE 8 - CLASSIFICATION

POS	NO	CL	PIC	NAME	ENTRY	LAPS	TIME	GAP	DIFF	MPH	BEST	ON
1	1	GA1	1	Michael LYONS	Ford Sierra RS500	8	13:00.334			89.80	1:36.495	6
2	16	GA4	1	Steve DANCE	Ford Capri	8	13:32.523	32.189	32.189	86.24	1:40.455	5
3	60	GA1	2	Dave COYNE	Ford Sierra RS500	8	13:53.443	53.109	20.920	84.08	1:42.832	8
4	11	ST1	1	Steffan IRMLER	Opel Vectra	8	13:53.825	53.491	0.382	84.04	1:42.304	7
5	67	ST2	1	Tony ABSOLOM	Vauxhall Cavalier	8	13:54.839	54.505	1.014	83.94	1:41.837	7
6	18*	ST2	2	Darren FIELDING	Vauxhall Cavalier	8	13:55.634	55.300	0.795	83.86	1:40.787	8
7	42	GA4	2	George POCHCIOL	Ford Capri	6	13:19.308	2 Laps	2 Laps	65.75	1:46.781	3

NOT CLASSIFIED

DNF	20	GA1		Carey McMAHON	Ford Sierra Cosworth RS500	1	1:46.275	7 Laps	5 Laps	82.42	1:46.275	1
-----	----	-----	--	---------------	----------------------------	---	----------	--------	--------	-------	----------	---

FASTEST LAP

1	GA1	Michael LYONS	Ford Sierra RS500	6	1:36.495	90.78 mph	146.09 kph
16	GA4	Steve DANCE	Ford Capri	5	1:40.455	87.20 mph	140.33 kph
18	ST2	Darren FIELDING	Vauxhall Cavalier	8	1:40.787	86.91 mph	139.87 kph
11	ST1	Steffan IRMLER	Opel Vectra	7	1:42.304	85.62 mph	137.80 kph

\*Car 18 - Please check transponder charge - Stopped working at the end of race.

Weather / Track : Sunny / Dry

These results are provisional until the conclusion of any judicial and technical matters.

Brands Hatch GP

Circuit Length = 2.4332 miles

Start: 18:14 Flag 18:27 End: 18:28

Clerk Of Course : Julian Floyd

Timekeeper : Nick Palmer

# Legends of Brands Hatch Superprix

## HSCC Dunlop Saloon Car Cup

### RACE 8 - LAP CHART

LAP 1 @ 18:15:49.685			LAP 2 @ 18:17:27.578			LAP 3 @ 18:19:05.251			LAP 4 @ 18:20:42.081			LAP 5 @ 18:22:18.805		
NO	BEHIND	LAP TIME	NO	BEHIND	LAP TIME	NO	BEHIND	LAP TIME	NO	BEHIND	LAP TIME	NO	BEHIND	LAP TIME
1		1:40.357	1		1:37.893	1		1:37.673	1		1:36.830	1		1:36.724
16	3.028	1:43.385	16	6.785	1:41.650	16	11.202	1:42.090	16	15.247	1:40.875	16	18.978	1:40.455
20	5.918	1:46.275	60	13.865	1:44.466	60	19.800	1:43.608	60	26.152	1:43.182	60	33.005	1:43.577
60	7.292	1:47.649	11	14.927	1:44.776	18	20.186	1:42.503	18	26.384	1:43.028	18	33.320	1:43.660
11	8.044	1:48.401	18	15.356	1:44.670	11	21.555	1:44.301	11	27.740	1:43.015	11	33.489	1:42.473
18	8.579	1:48.936	67	17.897	1:45.627	67	24.943	1:44.719	67	31.208	1:43.095	67	37.743	1:43.259
67	10.163	1:50.520	42	19.461	1:46.872	42	28.569	1:46.781	42	44.353	1:52.614			
42	10.482	1:50.839												

Weather / Track : Sunny / Dry

Results can be found at [www.tsl-timing.com](http://www.tsl-timing.com)

Page 1 of 2

Brands Hatch GP  
Circuit Length = 2.4332 miles  
Start: 18:14 Flag 18:27 End: 18:28

Printed - 18:33 Saturday, 29 June 2019

# Legends of Brands Hatch Superprix

## HSCC Dunlop Saloon Car Cup

### RACE 8 - LAP CHART

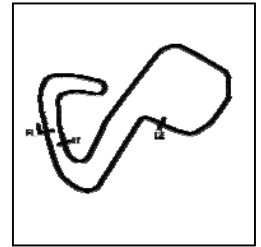
LAP 6 @ 18:23:55.300			LAP 7 @ 18:25:32.383			LAP 8 @ 18:27:09.662		
NO	BEHIND	LAP TIME	NO	BEHIND	LAP TIME	NO	BEHIND	LAP TIME
1		1:36.495	1		1:37.083	1		1:37.279
16	23.652	1:41.169	42	2 Laps	4:09.981 P	42	2 Laps	1:52.221
60	41.083	1:44.573	16	27.442	1:40.873	16	32.189	1:42.026
11	42.656	1:45.662	60	47.556	1:43.556	60	53.109	1:42.832
67	44.725	1:43.477	11	47.877	1:42.304	11	53.491	1:42.893
18	46.107	1:49.282	67	49.479	1:41.837	67	54.505	1:42.305
			18	51.792	1:42.768	18	55.300	1:40.787



# Legends of Brands Hatch Superprix

## HSCC Dunlop Saloon Car Cup

### RACE 8 - SECTOR ANALYSIS



SECTOR 1 = FL to I1, SECTOR 2 = I1 to I2, SECTOR 3 = I2 to FL, DIFF = Difference To Personal Best Lap, P = Crossed Finish Line in Pit Lane, D = Time Disallowed

P1		1 GA1		Michael LYONS			Ford Sierra RS500			
IDEAL LAP TIME : 1:36.428		BEST LAP TIME : 1:36.495			DIFFERENCE : 0.067					
LAP	SECTOR 1		SECTOR 2		SECTOR 3		LAP TIME	MPH	DIFF	TIME OF DAY
1 -		98.6	43.302	87.2	23.381	130.8	1:40.357	87.28	3.862	18:15:49.685
2 -	31.689	101.9	43.108	84.0	23.096	129.8	1:37.893	89.48	1.398	18:17:27.578
3 -	31.316	100.4	43.277	85.3	23.080	<b>131.5</b>	1:37.673	89.68	1.178	18:19:05.251
4 -	31.266	102.6	42.756	88.8	22.808	131.0	1:36.830 (3)	90.46	0.335	18:20:42.081
5 -	<b>31.149</b>	<b>103.8</b>	42.699	86.5	22.876	130.3	1:36.724 (2)	90.56	0.229	18:22:18.805
6 -	31.216	102.2	<b>42.609</b>	<b>89.8</b>	<b>22.670</b>	131.3	<b>1:36.495 (1)</b>	<b>90.78</b>		<b>18:23:55.300</b>
7 -	31.298	101.8	42.830	88.3	22.955	128.5	1:37.083	90.23	0.588	18:25:32.383
8 -	31.336	101.9	42.966	87.3	22.977	126.6	1:37.279	90.04	0.784	18:27:09.662

P2		16 GA4		Steve DANCE			Ford Capri			
IDEAL LAP TIME : 1:40.375		BEST LAP TIME : 1:40.455			DIFFERENCE : 0.080					
LAP	SECTOR 1		SECTOR 2		SECTOR 3		LAP TIME	MPH	DIFF	TIME OF DAY
1 -		100.6	45.478	81.2	23.850	<b>131.3</b>	1:43.385	84.72	2.930	18:15:52.713
2 -	32.138	96.1	45.848	81.8	23.664	128.8	1:41.650	86.17	1.195	18:17:34.363
3 -	32.855	99.2	45.595	82.9	23.640	129.0	1:42.090	85.80	1.635	18:19:16.453
4 -	32.267	99.8	45.119	<b>88.3</b>	<b>23.489</b>	128.5	1:40.875 (3)	86.83	0.420	18:20:57.328
5 -	32.042	99.5	<b>44.884</b>	85.0	23.529	128.5	<b>1:40.455 (1)</b>	<b>87.20</b>		<b>18:22:37.783</b>
6 -	<b>32.002</b>	<b>102.1</b>	45.483	83.5	23.684	128.8	1:41.169	86.58	0.714	18:24:18.952
7 -	32.011	98.6	45.028	81.9	23.834	128.8	1:40.873 (2)	86.84	0.418	18:25:59.825
8 -	32.788	99.8	45.518	81.7	23.720	128.3	1:42.026	85.85	1.571	18:27:41.851

P3		60 GA1		Dave COYNE			Ford Sierra RS500			
IDEAL LAP TIME : 1:42.654		BEST LAP TIME : 1:42.832			DIFFERENCE : 0.178					
LAP	SECTOR 1		SECTOR 2		SECTOR 3		LAP TIME	MPH	DIFF	TIME OF DAY
1 -		96.9	46.677	81.6	24.787	121.5	1:47.649	81.37	4.817	18:15:56.977
2 -	32.854	96.6	46.749	82.1	24.863	120.9	1:44.466	83.85	1.634	18:17:41.443
3 -	32.732	95.3	46.288	81.9	24.588	<b>124.9</b>	1:43.608	84.54	0.776	18:19:25.051
4 -	32.621	94.3	46.022	82.5	<b>24.539</b>	122.9	1:43.182 (2)	84.89	0.350	18:21:08.233
5 -	32.823	96.5	46.028	<b>84.7</b>	24.726	123.3	1:43.577	84.57	0.745	18:22:51.810
6 -	32.713	97.8	46.644	82.7	25.216	119.4	1:44.573	83.76	1.741	18:24:36.383
7 -	32.813	<b>98.2</b>	46.037	79.3	24.706	122.4	1:43.556 (3)	84.59	0.724	18:26:19.939
8 -	<b>32.554</b>	97.3	<b>45.561</b>	83.7	24.717	121.1	<b>1:42.832 (1)</b>	<b>85.18</b>		<b>18:28:02.771</b>

P4		11 ST1		Steffan IRMLER			Opel Vectra			
IDEAL LAP TIME : 1:41.943		BEST LAP TIME : 1:42.304			DIFFERENCE : 0.361					
LAP	SECTOR 1		SECTOR 2		SECTOR 3		LAP TIME	MPH	DIFF	TIME OF DAY
1 -		91.4	47.310	75.5	24.579	121.5	1:48.401	80.80	6.097	18:15:57.729
2 -	32.664	96.2	47.577	77.0	24.535	121.1	1:44.776	83.60	2.472	18:17:42.505
3 -	33.344	90.9	46.695	78.6	24.262	121.7	1:44.301	83.98	1.997	18:19:26.806
4 -	32.564	93.9	46.380	80.2	24.071	122.0	1:43.015	85.03	0.711	18:21:09.821
5 -	<b>31.929</b>	94.6	46.493	<b>83.0</b>	24.051	120.0	1:42.473 (2)	85.48	0.169	18:22:52.294
6 -	32.568	95.8	46.996	79.8	26.098	116.5	1:45.662	82.90	3.358	18:24:37.956
7 -	32.198	<b>98.1</b>	<b>46.168</b>	79.5	23.938	<b>122.2</b>	<b>1:42.304 (1)</b>	<b>85.62</b>		<b>18:26:20.260</b>
8 -	32.525	95.7	46.522	80.9	<b>23.846</b>	119.1	1:42.893 (3)	85.13	0.589	18:28:03.153

P5		67 ST2		Tony ABSOLOM			Vauxhall Cavalier			
IDEAL LAP TIME : 1:41.789		BEST LAP TIME : 1:41.837			DIFFERENCE : 0.048					
LAP	SECTOR 1		SECTOR 2		SECTOR 3		LAP TIME	MPH	DIFF	TIME OF DAY
1 -		92.1	48.192	84.4	25.355	116.3	1:50.520	79.25	8.683	18:15:59.848
2 -	33.220	92.1	47.416	86.3	24.991	117.1	1:45.627	82.93	3.790	18:17:45.475
3 -	32.724	93.7	47.147	85.0	24.848	117.3	1:44.719	83.65	2.882	18:19:30.194
4 -	32.284	<b>95.5</b>	46.083	85.9	24.728	116.7	1:43.095 (3)	84.96	1.258	18:21:13.289
5 -	32.349	94.3	46.552	84.0	24.358	117.5	1:43.259	84.83	1.422	18:22:56.548
6 -	32.418	93.9	45.845	85.8	25.214	114.3	1:43.477	84.65	1.640	18:24:40.025
7 -	32.089	<b>95.5</b>	<b>45.533</b>	<b>87.7</b>	<b>24.215</b>	<b>118.1</b>	<b>1:41.837 (1)</b>	<b>86.01</b>		<b>18:26:21.862</b>
8 -	<b>32.041</b>	94.2	45.775	85.8	24.489	117.3	1:42.305 (2)	85.62	0.468	18:28:04.167

Weather / Track : Sunny / Dry

Brands Hatch GP

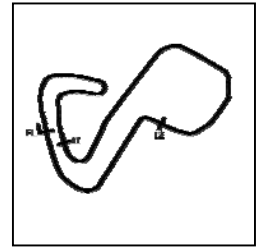
Circuit Length = 2.4332 miles

Start: 18:14 Flag 18:27 End: 18:28

# Legends of Brands Hatch Superprix

## HSCC Dunlop Saloon Car Cup

### RACE 8 - SECTOR ANALYSIS



SECTOR 1 = FL to I1, SECTOR 2 = I1 to I2, SECTOR 3 = I2 to FL, DIFF = Difference To Personal Best Lap, P = Crossed Finish Line in Pit Lane, D = Time Disallowed

<b>P6</b>		<b>18 ST2</b>		<b>Darren FIELDING</b>			Vauxhall Cavalier		
IDEAL LAP TIME : 1:40.787		BEST LAP TIME : 1:40.787			DIFFERENCE : 0.000				
LAP	SECTOR 1	SECTOR 2		SECTOR 3		LAP TIME	MPH	DIFF	TIME OF DAY
1 -		95.0	48.302	77.0	24.936	1:48.936	80.41	8.149	18:15:58.264
2 -	33.102	89.7	46.865	83.2	24.703	1:44.670	83.69	3.883	18:17:42.934
3 -	32.664	93.0	45.443	84.5	24.396	1:42.503 <b>(2)</b>	85.45	1.716	18:19:25.437
4 -	32.535	89.0	46.046	82.6	24.447	118.3 1:43.028	85.02	2.241	18:21:08.465
5 -	32.912	94.3	46.020	85.1	24.728	<b>119.6</b> 1:43.660	84.50	2.873	18:22:52.125
6 -	32.570	93.4	46.851	83.3	29.861	1:49.282	80.15	8.495	18:24:41.407
7 -	32.902	87.6	45.677	88.7	24.189	1:42.768 <b>(3)</b>	85.23	1.981	18:26:24.175
8 -	<b>31.791</b>	<b>97.2</b>	<b>45.056</b>	<b>90.8</b>	<b>23.940</b>	<b>1:40.787 (1)</b>	<b>86.91</b>		<b>18:28:04.962</b>

<b>P7</b>		<b>42 GA4</b>		<b>George POCHCIOL</b>			Ford Capri			
IDEAL LAP TIME : 1:46.443		BEST LAP TIME : 1:46.781			DIFFERENCE : 0.338					
LAP	SECTOR 1	SECTOR 2		SECTOR 3		LAP TIME	MPH	DIFF	TIME OF DAY	
1 -		90.3	48.457	78.0	<b>25.014</b>	<b>116.7</b>	1:50.839 <b>(3)</b>	79.03	4.058	18:16:00.167
2 -	<b>33.492</b>	88.8	48.005	74.1	25.375	115.5	1:46.872 <b>(2)</b>	81.96	0.091	18:17:47.039
3 -	33.704	<b>90.5</b>	<b>47.937</b>	75.0	25.140	115.7	<b>1:46.781 (1)</b>	<b>82.03</b>		<b>18:19:33.820</b>
4 -	37.520	76.7	49.715	72.9	25.379	115.3	1:52.614	77.78	5.833	18:21:26.434
5 -	35.540	78.6	57.729	71.3	IN PIT		4:09.981 <b>P</b>	35.04	2:23.200	18:25:36.415
6 -	OUTLAP	83.3	48.241	<b>82.0</b>	25.235	114.7	1:52.221	78.05	5.440	18:27:28.636

<b>P8</b>		<b>20 GA1</b>		<b>Carey McMAHON</b>			Ford Sierra Cosworth RS500			
IDEAL LAP TIME : 1:44.684		BEST LAP TIME : 1:46.275			DIFFERENCE : 1.591					
LAP	SECTOR 1	SECTOR 2		SECTOR 3		LAP TIME	MPH	DIFF	TIME OF DAY	
1 -		93.0	<b>47.180</b>	<b>82.2</b>	<b>24.097</b>	<b>129.3</b>	<b>1:46.275 (1)</b>	<b>82.42</b>		<b>18:15:55.603</b>

# Legends of Brands Hatch Superprix

## HSCC Dunlop Saloon Car Cup

### RACE 8 - BEST SECTORS

SECTOR 1			SECTOR 2			SECTOR 3			IDEAL / BEST COMPARISON						
POS	NO	NAME	TIME	NO	NAME	TIME	NO	NAME	TIME	POS	NO	NAME	IDEAL	BEST	DIFF
													<b>PERFECT LAP</b>	<b>1:36.428</b>	
1	1	LYONS	31.149	1	LYONS	42.609	1	LYONS	22.670	1	1	LYONS	1:36.428	1:36.495	0.067
2	18	FIELDING	31.791	16	DANCE	44.884	16	DANCE	23.489	2	16	DANCE	1:40.375	1:40.455	0.080
3	11	IRMLER	31.929	18	FIELDING	45.056	11	IRMLER	23.846	3	18	FIELDING	1:40.787	1:40.787	0.000
4	16	DANCE	32.002	67	ABSOLOM	45.533	18	FIELDING	23.940	4	67	ABSOLOM	1:41.789	1:41.837	0.048
5	67	ABSOLOM	32.041	60	COYNE	45.561	20	McMAHON	24.097	5	11	IRMLER	1:41.943	1:42.304	0.361
6	60	COYNE	32.554	11	IRMLER	46.168	67	ABSOLOM	24.215	6	60	COYNE	1:42.654	1:42.832	0.178
7	20	McMAHON	33.407	20	McMAHON	47.180	60	COYNE	24.539	7	20	McMAHON	1:44.684	1:46.275	1.591
8	42	POCHCIOL	33.492	42	POCHCIOL	47.937	42	POCHCIOL	25.014	8	42	POCHCIOL	1:46.443	1:46.781	0.338

Weather / Track : Sunny / Dry

Results can be found at [www.tsl-timing.com](http://www.tsl-timing.com)

Brands Hatch GP  
Circuit Length = 2.4332 miles  
Start: 18:14 Flag 18:27 End: 18:28

Printed - 18:29 Saturday, 29 June 2019

# Legends of Brands Hatch Superprix

## HSCC Dunlop Saloon Car Cup

### RACE 8 - BEST SPEEDS

POS	INTERMEDIATE 1			INTERMEDIATE 2			FINISH LINE		
	NO	NAME	MPH	NO	NAME	MPH	NO	NAME	MPH
1	1	LYONS	103.8	18	FIELDING	90.8	1	LYONS	131.5
2	16	DANCE	102.1	1	LYONS	89.8	16	DANCE	131.3
3	60	COYNE	98.2	16	DANCE	88.3	20	McMAHON	129.3
4	11	IRMLER	98.1	67	ABSOLOM	87.7	60	COYNE	124.9
5	18	FIELDING	97.2	60	COYNE	84.7	11	IRMLER	122.2
6	67	ABSOLOM	95.5	11	IRMLER	83.0	18	FIELDING	119.6
7	20	McMAHON	95.4	20	McMAHON	82.2	67	ABSOLOM	118.1
8	42	POCHCIOL	90.5	42	POCHCIOL	82.0	42	POCHCIOL	116.7

Weather / Track : Sunny / Dry

Results can be found at [www.tsl-timing.com](http://www.tsl-timing.com)

Brands Hatch GP  
Circuit Length = 2.4332 miles  
Start: 18:14 Flag 18:27 End: 18:28

Printed - 18:32 Saturday, 29 June 2019

# Legends of Brands Hatch Superprix

## HSCC Dunlop Saloon Car Cup

### RACE 8 - STATISTICS

**Competitors Started** 8  
**Planned Start** 2019-06-29 @ 18:10:00.000  
**Actual Start** 2019-06-29 @ 18:14:09.327  
**Finish Time** 2019-06-29 @ 18:27:08.670  
**Track Length** 2.4332mi.  
**Total Laps** 55  
**Total Distance Covered** 133.8309mi.

#### Session Fastest Lap History

NO	CL	NAME	LAP TIME	TIME OF DAY	LAP	VEHICLE
1	GA1	Michael LYONS	1:40.357	18:15:49.696	1	Ford Sierra RS500
1	GA1	Michael LYONS	1:37.893	18:17:27.590	2	Ford Sierra RS500
1	GA1	Michael LYONS	1:37.673	18:19:05.262	3	Ford Sierra RS500
1	GA1	Michael LYONS	1:36.830	18:20:42.093	4	Ford Sierra RS500
1	GA1	Michael LYONS	1:36.724	18:22:18.817	5	Ford Sierra RS500
1	GA1	Michael LYONS	1:36.495	18:23:55.311	6	Ford Sierra RS500

#### Session Leader History

NO	CL	NAME	FROM LAP	LAPS LED	DISTANCE	VEHICLE
1	GA1	Michael LYONS	1	8	19.46 miles	Ford Sierra RS500

#### Flag History

TYPE	TIME OF DAY
GREEN	18:14:09.327
FINISH	18:27:08.670

#### Flag Statistics

TYPE	COUNT	TOTAL LAPS	TOTAL TIME
Green	1	8	14:11.154
Red	0	0	0.000
Safety Car	0	0	0.000
FCY	0	0	0.000

Weather / Track : Sunny / Dry

These results are provisional until the conclusion of any judicial and technical matters.

Brands Hatch GP

Circuit Length = 2.4332 miles

Start: 18:14 Flag 18:27 End: 18:28

Clerk Of Course : Julian Floyd

Timekeeper : Nick Palmer

**Legends of Brands Hatch Superprix**  
**HSCC Dunlop Saloon Car Cup**  
**RACE 8 - STATISTICS**

**CLASS : GA1**

**3 Starters**

**Fastest Lap History**

NO	NAME	LAP TIME	TIME OF DAY	LAP	VEHICLE
1	Michael LYONS	<b>1:40.357</b>	18:15:49.696	1	Ford Sierra RS500
1	Michael LYONS	<b>1:37.893</b>	18:17:27.590	2	Ford Sierra RS500
1	Michael LYONS	<b>1:37.673</b>	18:19:05.262	3	Ford Sierra RS500
1	Michael LYONS	<b>1:36.830</b>	18:20:42.093	4	Ford Sierra RS500
1	Michael LYONS	<b>1:36.724</b>	18:22:18.817	5	Ford Sierra RS500
1	Michael LYONS	<b>1:36.495</b>	18:23:55.311	6	Ford Sierra RS500

**Leader History**

NO	NAME	FROM LAP	LAPS LED	DISTANCE	VEHICLE
1	Michael LYONS	1	8	19.46 miles	Ford Sierra RS500

**Weather / Track : Sunny / Dry**

**These results are provisional until the conclusion of any judicial and technical matters.**

Brands Hatch GP

Circuit Length = 2.4332 miles

Start: 18:14 Flag 18:27 End: 18:28

Clerk Of Course : Julian Floyd

Timekeeper : Nick Palmer

# Legends of Brands Hatch Superprix

## HSCC Dunlop Saloon Car Cup

### RACE 8 - STATISTICS

CLASS : GA4

2 Starters

#### Fastest Lap History

NO	NAME	LAP TIME	TIME OF DAY	LAP	VEHICLE
16	Steve DANCE	1:43.385	18:15:52.722	1	Ford Capri
16	Steve DANCE	1:41.650	18:17:34.372	2	Ford Capri
16	Steve DANCE	1:40.875	18:20:57.336	4	Ford Capri
16	Steve DANCE	1:40.455	18:22:37.792	5	Ford Capri

#### Leader History

NO	NAME	FROM LAP	LAPS LED	DISTANCE	VEHICLE
16	Steve DANCE	1	8	19.46 miles	Ford Capri

Weather / Track : Sunny / Dry

These results are provisional until the conclusion of any judicial and technical matters.

Brands Hatch GP

Circuit Length = 2.4332 miles

Start: 18:14 Flag 18:27 End: 18:28

Clerk Of Course : Julian Floyd

Timekeeper : Nick Palmer

**Legends of Brands Hatch Superprix**  
**HSCC Dunlop Saloon Car Cup**  
**RACE 8 - STATISTICS**

**CLASS : ST1**

**1 Starters**

**Fastest Lap History**

NO	NAME	LAP TIME	TIME OF DAY	LAP	VEHICLE
11	Steffan IRMLER	<b>1:48.401</b>	18:15:57.783	1	Opel Vectra
11	Steffan IRMLER	<b>1:44.776</b>	18:17:42.559	2	Opel Vectra
11	Steffan IRMLER	<b>1:44.301</b>	18:19:26.859	3	Opel Vectra
11	Steffan IRMLER	<b>1:43.015</b>	18:21:09.875	4	Opel Vectra
11	Steffan IRMLER	<b>1:42.473</b>	18:22:52.294	5	Opel Vectra
11	Steffan IRMLER	<b>1:42.304</b>	18:26:20.313	7	Opel Vectra

**Leader History**

NO	NAME	FROM LAP	LAPS LED	DISTANCE	VEHICLE
11	Steffan IRMLER	1	8	19.46 miles	Opel Vectra

**Weather / Track : Sunny / Dry**

**These results are provisional until the conclusion of any judicial and technical matters.**

Brands Hatch GP

Circuit Length = 2.4332 miles

Start: 18:14 Flag 18:27 End: 18:28

Clerk Of Course : Julian Floyd

Timekeeper : Nick Palmer



# Legends of Brands Hatch Superprix

## HSCC Dunlop Saloon Car Cup

### RACE 8 - STATISTICS

CLASS : ST2

2 Starters

#### Fastest Lap History

NO	NAME	LAP TIME	TIME OF DAY	LAP	VEHICLE
18	Darren FIELDING	1:48.936	18:15:58.281	1	Vauxhall Cavalier
18	Darren FIELDING	1:44.670	18:17:42.952	2	Vauxhall Cavalier
18	Darren FIELDING	1:42.503	18:19:25.458	3	Vauxhall Cavalier
67	Tony ABSOLOM	1:41.837	18:26:21.872	7	Vauxhall Cavalier
18	Darren FIELDING	1:40.787	18:28:04.984	8	Vauxhall Cavalier

#### Leader History

NO	NAME	FROM LAP	LAPS LED	DISTANCE	VEHICLE
18	Darren FIELDING	1	5	12.16 miles	Vauxhall Cavalier
67	Tony ABSOLOM	6	3	7.29 miles	Vauxhall Cavalier

Weather / Track : Sunny / Dry

These results are provisional until the conclusion of any judicial and technical matters.

Brands Hatch GP

Circuit Length = 2.4332 miles

Start: 18:14 Flag 18:27 End: 18:28

Clerk Of Course : Julian Floyd

Timekeeper : Nick Palmer

Sheet No:



**Legends of Brands Hatch Superprix**

**HSCC Dunlop Saloon Car Cup**

**RACE 14 - GRID (20 minutes)**

ROW 4	7	20	Carey McMAHON			
ROW 3	5	18	Darren FIELDING	6	42	George POCHCIOL
ROW 2	3	11	Steffan IRMLER	4	67	Tony ABSOLOM
ROW 1	1	1	Michael LYONS	2	60	Mark WRIGHT
<b>Pole</b>						

Car 16 withdrawn.

Brands Hatch GP  
Circuit Length = 2.4332 miles

**These results are provisional until the conclusion of any judicial and technical matters.**

Clerk Of Course :

Timekeeper : Nick Palmer

Sheet No:



## Legends of Brands Hatch Superprix

### HSCC Dunlop Saloon Car Cup

### RACE 14 - CLASSIFICATION

POS	NO	CL	PIC	NAME	ENTRY	LAPS	TIME	GAP	DIFF	MPH	BEST	ON
1	1	GA1	1	Michael LYONS	Ford Sierra RS500	13	21:07.472			89.84	1:36.268	5
2	20	GA1	2	Carey McMAHON	Ford Sierra Cosworth RS500	13	21:58.732	51.260	51.260	86.35	1:38.963	9
3	11	ST1	1	Steffan IRMLER	Opel Vectra	13	22:10.906	1:03.434	12.174	85.56	1:40.038	7
4	67	ST2	1	Tony ABSOLOM	Vauxhall Cavalier	13	22:24.602	1:17.130	13.696	84.69	1:41.081	5
5	60	GA1	3	Mark WRIGHT	Ford Sierra RS500	13	22:39.448	1:31.976	14.846	83.76	1:40.800	3

#### NOT CLASSIFIED

DNF	42	GA4		George POCHCIOL	Ford Capri	5	8:50.867	8 Laps	8 Laps	82.50	1:44.494	4
-----	----	-----	--	-----------------	------------	---	----------	--------	--------	-------	----------	---

#### FASTEST LAP

1	GA1	Michael LYONS	Ford Sierra RS500	5	1:36.268	90.99 mph	146.44 kph
11	ST1	Steffan IRMLER	Opel Vectra	7	1:40.038	87.56 mph	140.92 kph
67	ST2	Tony ABSOLOM	Vauxhall Cavalier	5	1:41.081	86.66 mph	139.46 kph
42	GA4	George POCHCIOL	Ford Capri	4	1:44.494	83.83 mph	134.91 kph

Weather / Track : Sunny / Dry

These results are provisional until the conclusion of any judicial and technical matters.

Brands Hatch GP

Circuit Length = 2.4332 miles

Start: 15:22 Flag 15:43 End: 15:45

Clerk Of Course : Julian Floyd

Timekeeper : Nick Palmer

# Legends of Brands Hatch Superprix

## HSCC Dunlop Saloon Car Cup

### RACE 14 - LAP CHART

LAP 1 @ 15:24:11.471			LAP 2 @ 15:25:49.181			LAP 3 @ 15:27:26.564			LAP 4 @ 15:29:03.196			LAP 5 @ 15:30:39.464		
NO	BEHIND	LAP TIME	NO	BEHIND	LAP TIME	NO	BEHIND	LAP TIME	NO	BEHIND	LAP TIME	NO	BEHIND	LAP TIME
1		1:42.999	1		1:37.710	1		1:37.383	1		1:36.632	1		1:36.268
67	4.907	1:47.906	60	9.906	1:42.214	60	13.323	1:40.800	60	18.149	1:41.458	60	23.017	1:41.136
60	5.402	1:48.401	67	11.200	1:44.003	67	16.504	1:42.687	67	21.981	1:42.109	67	26.794	1:41.081
11	6.681	1:49.680	11	11.327	1:42.356	11	16.809	1:42.865	11	22.113	1:41.936	20	27.345	1:41.341
20	7.390	1:50.389	20	12.820	1:43.140	20	17.092	1:41.655	20	22.272	1:41.812	11	27.398	1:41.553
42	8.774	1:51.773	42	15.724	1:44.660	42	23.180	1:44.839	42	31.042	1:44.494	42	39.875	1:45.101

Weather / Track : Sunny / Dry

Results can be found at [www.tsl-timing.com](http://www.tsl-timing.com)

Page 1 of 3

Brands Hatch GP  
Circuit Length = 2.4332 miles  
Start: 15:22 Flag 15:43 End: 15:45

Printed - 15:46 Sunday, 30 June 2019

# Legends of Brands Hatch Superprix

## HSCC Dunlop Saloon Car Cup

### RACE 14 - LAP CHART

LAP 6 @ 15:32:16.049			LAP 7 @ 15:33:52.773			LAP 8 @ 15:35:29.295			LAP 9 @ 15:37:06.869			LAP 10 @ 15:38:44.479		
NO	BEHIND	LAP TIME	NO	BEHIND	LAP TIME	NO	BEHIND	LAP TIME	NO	BEHIND	LAP TIME	NO	BEHIND	LAP TIME
1		1:36.585	1		1:36.724	1		1:36.522	1		1:37.574	1		1:37.610
60	28.110	1:41.678	60	34.126	1:42.740	20	38.394	1:39.340	20	39.783	1:38.963	20	42.318	1:40.145
67	31.333	1:41.124	11	35.283	1:40.038	60	40.810	1:43.206	60	47.313	1:44.077	11	51.670	1:41.287
11	31.969	1:41.156	20	35.576	1:39.992	11	41.471	1:42.710	11	47.993	1:44.096	60	53.107	1:43.404
20	32.308	1:41.548	67	37.191	1:42.582	67	41.921	1:41.252	67	48.090	1:43.743	67	53.834	1:43.354

Weather / Track : Sunny / Dry

Results can be found at [www.tsl-timing.com](http://www.tsl-timing.com)

Page 2 of 3

Brands Hatch GP  
Circuit Length = 2.4332 miles  
Start: 15:22 Flag 15:43 End: 15:45

Printed - 15:46 Sunday, 30 June 2019

# Legends of Brands Hatch Superprix

## HSCC Dunlop Saloon Car Cup

### RACE 14 - LAP CHART

LAP 11 @ 15:40:21.617			LAP 12 @ 15:41:58.445			LAP 13 @ 15:43:35.944		
NO	BEHIND	LAP TIME	NO	BEHIND	LAP TIME	NO	BEHIND	LAP TIME
<b>1</b>		1:37.138	<b>1</b>		1:36.828	<b>1</b>		1:37.499
<b>20</b>	45.887	1:40.707	<b>20</b>	48.961	1:39.902	<b>20</b>	51.260	1:39.798
<b>11</b>	54.989	1:40.457	<b>11</b>	59.179	1:41.018	<b>11</b>	1:03.434	1:41.754
<b>60</b>	1:01.238	1:45.269	<b>60</b>	1:09.940	1:45.530	<b>67</b>	1:17.130	1:44.105
<b>67</b>	1:01.880	1:45.184	<b>67</b>	1:10.524	1:45.472	<b>60</b>	1:31.976	1:59.535

Weather / Track : Sunny / Dry

Results can be found at [www.tsl-timing.com](http://www.tsl-timing.com)

Page 3 of 3

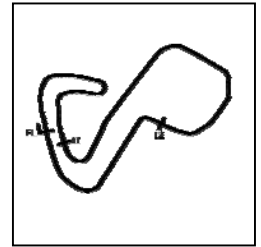
Brands Hatch GP  
Circuit Length = 2.4332 miles  
Start: 15:22 Flag 15:43 End: 15:45

Printed - 15:46 Sunday, 30 June 2019

# Legends of Brands Hatch Superprix

## HSCC Dunlop Saloon Car Cup

### RACE 14 - SECTOR ANALYSIS



SECTOR 1 = FL to I1, SECTOR 2 = I1 to I2, SECTOR 3 = I2 to FL, DIFF = Difference To Personal Best Lap, P = Crossed Finish Line in Pit Lane, D = Time Disallowed

P1		1 GA1		Michael LYONS			Ford Sierra RS500			
IDEAL LAP TIME : 1:36.230		BEST LAP TIME : 1:36.268			DIFFERENCE : 0.038					
LAP	SECTOR 1	SECTOR 2		SECTOR 3		LAP TIME	MPH	DIFF	TIME OF DAY	
1 -		98.2	44.093	87.7	24.275	131.5	1:42.999	85.04	6.731	15:24:11.471
2 -	31.635	100.9	43.052	88.3	23.023	132.6	1:37.710	89.65	1.442	15:25:49.181
3 -	31.453	100.9	42.925	86.3	23.005	132.8	1:37.383	89.95	1.115	15:27:26.564
4 -	31.409	105.1	<b>42.424</b>	87.8	22.799	133.4	1:36.632	90.65	0.364	15:29:03.196
5 -	<b>31.065</b>	105.3	42.444	88.0	22.759	132.6	<b>1:36.268 (1)</b>	<b>90.99</b>		<b>15:30:39.464</b>
6 -	31.189	103.5	42.655	86.7	<b>22.741</b>	133.1	1:36.585 <b>(3)</b>	90.69	0.317	15:32:16.049
7 -	31.121	<b>105.8</b>	42.691	88.7	22.912	<b>133.9</b>	1:36.724	90.56	0.456	15:33:52.773
8 -	31.130	103.8	42.501	86.3	22.891	132.8	1:36.522 <b>(2)</b>	90.75	0.254	15:35:29.295
9 -	31.518	100.9	42.979	<b>90.4</b>	23.077	131.5	1:37.574	89.77	1.306	15:37:06.869
10 -	31.670	102.2	42.888	87.3	23.052	131.0	1:37.610	89.74	1.342	15:38:44.479
11 -	31.492	103.8	42.594	89.2	23.052	132.6	1:37.138	90.17	0.870	15:40:21.617
12 -	31.377	104.3	42.611	88.7	22.840	131.3	1:36.828	90.46	0.560	15:41:58.445
13 -	31.501	101.9	42.972	84.4	23.026	129.3	1:37.499	89.84	1.231	15:43:35.944

P2		20 GA1		Carey McMAHON			Ford Sierra Cosworth RS500			
IDEAL LAP TIME : 1:38.963		BEST LAP TIME : 1:38.963			DIFFERENCE : 0.000					
LAP	SECTOR 1	SECTOR 2		SECTOR 3		LAP TIME	MPH	DIFF	TIME OF DAY	
1 -		92.3	49.538	81.0	24.120	128.5	1:50.389	79.35	11.426	15:24:18.861
2 -	33.209	92.9	46.208	85.8	23.723	133.4	1:43.140	84.93	4.177	15:26:02.001
3 -	32.906	105.0	45.237	82.0	23.512	124.7	1:41.655	86.17	2.692	15:27:43.656
4 -	32.615	99.8	45.736	84.2	23.461	116.3	1:41.812	86.03	2.849	15:29:25.468
5 -	32.444	96.4	45.494	83.7	23.403	124.0	1:41.341	86.43	2.378	15:31:06.809
6 -	32.225	104.6	46.351	83.8	22.972	128.5	1:41.548	86.26	2.585	15:32:48.357
7 -	31.909	104.3	45.019	83.2	23.064	124.9	1:39.992	87.60	1.029	15:34:28.349
8 -	31.976	98.2	44.539	89.1	<b>22.825</b>	<b>137.7</b>	1:39.340 <b>(2)</b>	88.18	0.377	15:36:07.689
9 -	<b>31.658</b>	104.3	<b>44.480</b>	<b>90.1</b>	<b>22.825</b>	134.4	<b>1:38.963 (1)</b>	<b>88.51</b>		<b>15:37:46.652</b>
10 -	32.174	104.0	45.025	84.6	22.946	132.6	1:40.145	87.47	1.182	15:39:26.797
11 -	32.099	99.8	45.082	86.0	23.526	131.3	1:40.707	86.98	1.744	15:41:07.504
12 -	31.849	<b>105.3</b>	44.812	89.1	23.241	132.6	1:39.902	87.68	0.939	15:42:47.406
13 -	32.064	104.0	44.839	87.7	22.895	130.8	1:39.798 <b>(3)</b>	87.77	0.835	15:44:27.204

P3		11 ST1		Steffan IRMLER			Opel Vectra			
IDEAL LAP TIME : 1:39.899		BEST LAP TIME : 1:40.038			DIFFERENCE : 0.139					
LAP	SECTOR 1	SECTOR 2		SECTOR 3		LAP TIME	MPH	DIFF	TIME OF DAY	
1 -		86.2	48.399	78.0	24.299	122.9	1:49.680	79.86	9.642	15:24:18.152
2 -	32.158	94.5	46.243	80.9	23.955	117.1	1:42.356	85.58	2.318	15:26:00.508
3 -	32.531	94.2	46.380	78.3	23.954	122.6	1:42.865	85.15	2.827	15:27:43.373
4 -	32.235	96.4	45.939	79.0	23.762	120.0	1:41.936	85.93	1.898	15:29:25.309
5 -	31.991	<b>99.2</b>	45.831	81.7	23.731	123.3	1:41.553	86.25	1.515	15:31:06.862
6 -	32.653	98.6	45.029	81.4	<b>23.474</b>	<b>124.0</b>	1:41.156	86.59	1.118	15:32:48.018
7 -	<b>31.617</b>	98.1	<b>44.808</b>	82.4	23.613	123.5	<b>1:40.038 (1)</b>	<b>87.56</b>		<b>15:34:28.056</b>
8 -	32.492	93.8	45.505	81.2	24.713	121.5	1:42.710	85.28	2.672	15:36:10.766
9 -	32.674	95.0	46.475	83.2	24.947	118.3	1:44.096	84.15	4.058	15:37:54.862
10 -	32.246	98.6	45.185	81.2	23.856	122.9	1:41.287	86.48	1.249	15:39:36.149
11 -	31.945	98.6	44.959	<b>84.3</b>	23.553	123.3	1:40.457 <b>(2)</b>	87.19	0.419	15:41:16.606
12 -	32.020	97.8	45.186	83.5	23.812	123.3	1:41.018 <b>(3)</b>	86.71	0.980	15:42:57.624
13 -	32.542	98.2	45.072	80.1	24.140	117.5	1:41.754	86.08	1.716	15:44:39.378

P4		67 ST2		Tony ABSOLOM			Vauxhall Cavalier			
IDEAL LAP TIME : 1:40.412		BEST LAP TIME : 1:41.081			DIFFERENCE : 0.669					
LAP	SECTOR 1	SECTOR 2		SECTOR 3		LAP TIME	MPH	DIFF	TIME OF DAY	
1 -		94.1	46.937	81.5	24.547	118.3	1:47.906	81.17	6.825	15:24:16.378
2 -	32.249	93.9	47.391	84.8	24.363	118.5	1:44.003	84.22	2.922	15:26:00.381
3 -	32.378	95.5	45.947	86.0	24.362	118.9	1:42.687	85.30	1.606	15:27:43.068
4 -	32.100	95.8	45.804	86.5	24.205	118.1	1:42.109	85.78	1.028	15:29:25.177
5 -	<b>31.669</b>	<b>96.5</b>	45.634	87.1	<b>23.778</b>	<b>119.6</b>	<b>1:41.081 (1)</b>	<b>86.66</b>		<b>15:31:06.258</b>
6 -	31.671	96.4	45.210	<b>90.1</b>	24.243	118.9	1:41.124 <b>(2)</b>	86.62	0.043	15:32:47.382

Weather / Track : Sunny / Dry

Brands Hatch GP

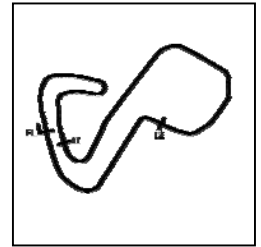
Circuit Length = 2.4332 miles

Start: 15:22 Flag 15:43 End: 15:45

# Legends of Brands Hatch Superprix

## HSCC Dunlop Saloon Car Cup

### RACE 14 - SECTOR ANALYSIS



SECTOR 1 = FL to I1, SECTOR 2 = I1 to I2, SECTOR 3 = I2 to FL, DIFF = Difference To Personal Best Lap, P = Crossed Finish Line in Pit Lane, D = Time Disallowed

7 -	32.212	92.6	46.352	87.1	24.018	118.7	1:42.582	85.39	1.501	15:34:29.964
8 -	31.734	94.6	<b>44.965</b>	86.9	24.553	117.1	1:41.252 (3)	86.51	0.171	15:36:11.216
9 -	32.623	92.6	46.304	84.3	24.816	118.3	1:43.743	84.43	2.662	15:37:54.959
10 -	33.167	93.5	45.286	81.6	24.901	116.9	1:43.354	84.75	2.273	15:39:38.313
11 -	32.880	94.6	46.995	79.4	25.309	116.9	1:45.184	83.28	4.103	15:41:23.497
12 -	33.852	92.4	46.047	82.1	25.573	112.7	1:45.472	83.05	4.391	15:43:08.969
13 -	33.979	92.3	45.723	84.7	24.403	110.9	1:44.105	84.14	3.024	15:44:53.074

P5	60	GA1	Mark WRIGHT				Ford Sierra RS500				
IDEAL LAP TIME : 1:40.724		BEST LAP TIME : 1:40.800		DIFFERENCE : 0.076							

LAP	SECTOR 1		SECTOR 2		SECTOR 3		LAP TIME	MPH	DIFF	TIME OF DAY
1 -		84.4	47.269	84.9	23.986	<b>134.7</b>	1:48.401	80.80	7.601	15:24:16.873
2 -	32.782	101.3	45.501	84.2	23.931	130.8	1:42.214	85.70	1.414	15:25:59.087
<b>3 -</b>	32.433	100.6	<b>44.848</b>	83.5	<b>23.519</b>	132.3	<b>1:40.800 (1)</b>	<b>86.90</b>		<b>15:27:39.887</b>
4 -	32.411	101.0	45.057	83.9	23.990	130.5	1:41.458 (3)	86.33	0.658	15:29:21.345
5 -	<b>32.357</b>	101.0	45.155	84.4	23.624	130.0	1:41.136 (2)	86.61	0.336	15:31:02.481
6 -	32.435	100.1	45.369	84.9	23.874	134.2	1:41.678	86.15	0.878	15:32:44.159
7 -	33.282	99.7	45.702	82.5	23.756	132.8	1:42.740	85.26	1.940	15:34:26.899
8 -	32.933	97.6	45.921	84.2	24.352	128.5	1:43.206	84.87	2.406	15:36:10.105
9 -	32.890	99.1	46.525	86.1	24.662	128.3	1:44.077	84.16	3.277	15:37:54.182
10 -	33.334	100.4	45.666	83.0	24.404	130.5	1:43.404	84.71	2.604	15:39:37.586
11 -	33.253	<b>104.5</b>	47.015	<b>86.2</b>	25.001	128.3	1:45.269	83.21	4.469	15:41:22.855
12 -	34.132	98.9	46.009	83.5	25.389	131.3	1:45.530	83.00	4.730	15:43:08.385
13 -	34.842	89.8	55.581	78.3	29.112	108.7	1:59.535	73.28	18.735	15:45:07.920

P6	42	GA4	George POCHCIOL				Ford Capri				
IDEAL LAP TIME : 1:44.132		BEST LAP TIME : 1:44.494		DIFFERENCE : 0.362							

LAP	SECTOR 1		SECTOR 2		SECTOR 3		LAP TIME	MPH	DIFF	TIME OF DAY
1 -		86.4	49.233	81.4	25.018	<b>118.5</b>	1:51.773	78.37	7.279	15:24:20.245
2 -	33.497	<b>92.1</b>	<b>46.485</b>	<b>83.1</b>	<b>24.678</b>	117.1	1:44.660 (2)	83.69	0.166	15:26:04.905
3 -	33.133	89.5	46.983	81.8	24.723	<b>118.5</b>	1:44.839 (3)	83.55	0.345	15:27:49.744
<b>4 -</b>	<b>32.969</b>	92.0	46.810	78.7	24.715	117.7	<b>1:44.494 (1)</b>	<b>83.83</b>		<b>15:29:34.238</b>
5 -	33.105	88.3	47.199	77.4	24.797	117.7	1:45.101	83.34	0.607	15:31:19.339



# Legends of Brands Hatch Superprix

## HSCC Dunlop Saloon Car Cup

### RACE 14 - BEST SECTORS

SECTOR 1			SECTOR 2			SECTOR 3			IDEAL / BEST COMPARISON						
POS	NO	NAME	TIME	NO	NAME	TIME	NO	NAME	TIME	POS	NO	NAME	IDEAL	BEST	DIFF
													<b>PERFECT LAP</b>	<b>1:36.230</b>	
1	1	LYONS	31.065	1	LYONS	42.424	1	LYONS	22.741	1	1	LYONS	1:36.230	1:36.268	0.038
2	11	IRMLER	31.617	20	McMAHON	44.480	20	McMAHON	22.825	2	20	McMAHON	1:38.963	1:38.963	0.000
3	20	McMAHON	31.658	11	IRMLER	44.808	11	IRMLER	23.474	3	11	IRMLER	1:39.899	1:40.038	0.139
4	67	ABSOLOM	31.669	60	WRIGHT	44.848	60	WRIGHT	23.519	4	67	ABSOLOM	1:40.412	1:41.081	0.669
5	60	WRIGHT	32.357	67	ABSOLOM	44.965	67	ABSOLOM	23.778	5	60	WRIGHT	1:40.724	1:40.800	0.076
6	42	POCHCIOL	32.969	42	POCHCIOL	46.485	42	POCHCIOL	24.678	6	42	POCHCIOL	1:44.132	1:44.494	0.362

Weather / Track : Sunny / Dry

Results can be found at [www.tsl-timing.com](http://www.tsl-timing.com)

Brands Hatch GP  
Circuit Length = 2.4332 miles  
Start: 15:22 Flag 15:43 End: 15:45

Printed - 15:46 Sunday, 30 June 2019

# Legends of Brands Hatch Superprix

## HSCC Dunlop Saloon Car Cup

### RACE 14 - BEST SPEEDS

POS	INTERMEDIATE 1			INTERMEDIATE 2			FINISH LINE		
	NO	NAME	MPH	NO	NAME	MPH	NO	NAME	MPH
1	1	LYONS	105.8	1	LYONS	90.4	20	McMAHON	137.7
2	20	McMAHON	105.3	20	McMAHON	90.1	60	WRIGHT	134.7
3	60	WRIGHT	104.5	67	ABSOLOM	90.1	1	LYONS	133.9
4	11	IRMLER	99.2	60	WRIGHT	86.2	11	IRMLER	124.0
5	67	ABSOLOM	96.5	11	IRMLER	84.3	67	ABSOLOM	119.6
6	42	POCHCIOL	92.1	42	POCHCIOL	83.1	42	POCHCIOL	118.5

Weather / Track : Sunny / Dry

Results can be found at [www.tsl-timing.com](http://www.tsl-timing.com)

Brands Hatch GP  
Circuit Length = 2.4332 miles  
Start: 15:22 Flag 15:43 End: 15:45

Printed - 15:46 Sunday, 30 June 2019

# Legends of Brands Hatch Superprix

## HSCC Dunlop Saloon Car Cup

### RACE 14 - STATISTICS

**Competitors Started** 6  
**Planned Start** 2019-06-30 @ 15:20:00.000  
**Actual Start** 2019-06-30 @ 15:22:28.471  
**Finish Time** 2019-06-30 @ 15:43:34.426  
**Track Length** 2.4332mi.  
**Total Laps** 70  
**Total Distance Covered** 170.3302mi.

#### Session Fastest Lap History

NO	CL	NAME	LAP TIME	TIME OF DAY	LAP	VEHICLE
1	GA1	Michael LYONS	1:42.999	15:24:11.484	1	Ford Sierra RS500
1	GA1	Michael LYONS	1:37.710	15:25:49.193	2	Ford Sierra RS500
1	GA1	Michael LYONS	1:37.383	15:27:26.576	3	Ford Sierra RS500
1	GA1	Michael LYONS	1:36.632	15:29:03.208	4	Ford Sierra RS500
1	GA1	Michael LYONS	1:36.268	15:30:39.475	5	Ford Sierra RS500

#### Session Leader History

NO	CL	NAME	FROM LAP	LAPS LED	DISTANCE	VEHICLE
1	GA1	Michael LYONS	1	13	31.63 miles	Ford Sierra RS500

#### Flag History

TYPE	TIME OF DAY
GREEN	15:22:28.471
FINISH	15:43:34.426

#### Flag Statistics

TYPE	COUNT	TOTAL LAPS	TOTAL TIME
Green	1	13	22:57.798
Red	0	0	0.000
Safety Car	0	0	0.000
FCY	0	0	0.000

Weather / Track : Sunny / Dry

These results are provisional until the conclusion of any judicial and technical matters.

Brands Hatch GP

Circuit Length = 2.4332 miles

Start: 15:22 Flag 15:43 End: 15:45

Clerk Of Course : Julian Floyd

Timekeeper : Nick Palmer

**Legends of Brands Hatch Superprix  
HSCC Dunlop Saloon Car Cup  
RACE 14 - STATISTICS**

**CLASS : GA1**

**3 Starters**

**Fastest Lap History**

NO	NAME	LAP TIME	TIME OF DAY	LAP	VEHICLE
1	Michael LYONS	<b>1:42.999</b>	15:24:11.484	1	Ford Sierra RS500
1	Michael LYONS	<b>1:37.710</b>	15:25:49.193	2	Ford Sierra RS500
1	Michael LYONS	<b>1:37.383</b>	15:27:26.576	3	Ford Sierra RS500
1	Michael LYONS	<b>1:36.632</b>	15:29:03.208	4	Ford Sierra RS500
1	Michael LYONS	<b>1:36.268</b>	15:30:39.475	5	Ford Sierra RS500

**Leader History**

NO	NAME	FROM LAP	LAPS LED	DISTANCE	VEHICLE
1	Michael LYONS	1	13	31.63 miles	Ford Sierra RS500

**Weather / Track : Sunny / Dry**

**These results are provisional until the conclusion of any judicial and technical matters.**

Brands Hatch GP

Circuit Length = 2.4332 miles

Start: 15:22 Flag 15:43 End: 15:45

Clerk Of Course : Julian Floyd

Timekeeper : Nick Palmer

**Legends of Brands Hatch Superprix**  
**HSCC Dunlop Saloon Car Cup**  
**RACE 14 - STATISTICS**

**CLASS : GA4**

1 Starters

**Fastest Lap History**

NO	NAME	LAP TIME	TIME OF DAY	LAP	VEHICLE
42	George POCHCIOL	<b>1:51.773</b>	15:24:20.255	1	Ford Capri
42	George POCHCIOL	<b>1:44.660</b>	15:26:04.915	2	Ford Capri
42	George POCHCIOL	<b>1:44.494</b>	15:29:34.248	4	Ford Capri

**Leader History**

NO	NAME	FROM LAP	LAPS LED	DISTANCE	VEHICLE
42	George POCHCIOL	1	5	12.16 miles	Ford Capri

**Weather / Track : Sunny / Dry**

**These results are provisional until the conclusion of any judicial and technical matters.**

Brands Hatch GP

Circuit Length = 2.4332 miles

Start: 15:22 Flag 15:43 End: 15:45

Clerk Of Course : Julian Floyd

Timekeeper : Nick Palmer

**Legends of Brands Hatch Superprix**  
**HSCC Dunlop Saloon Car Cup**  
**RACE 14 - STATISTICS**

**CLASS : ST1**

**1 Starters**

**Fastest Lap History**

NO	NAME	LAP TIME	TIME OF DAY	LAP	VEHICLE
11	Steffan IRMLER	<b>1:49.680</b>	15:24:18.205	1	Opel Vectra
11	Steffan IRMLER	<b>1:42.356</b>	15:26:00.565	2	Opel Vectra
11	Steffan IRMLER	<b>1:41.936</b>	15:29:25.364	4	Opel Vectra
11	Steffan IRMLER	<b>1:41.553</b>	15:31:06.862	5	Opel Vectra
11	Steffan IRMLER	<b>1:41.156</b>	15:32:48.071	6	Opel Vectra
11	Steffan IRMLER	<b>1:40.038</b>	15:34:28.110	7	Opel Vectra

**Leader History**

NO	NAME	FROM LAP	LAPS LED	DISTANCE	VEHICLE
11	Steffan IRMLER	1	13	31.63 miles	Opel Vectra

**Weather / Track : Sunny / Dry**

**These results are provisional until the conclusion of any judicial and technical matters.**

Brands Hatch GP

Circuit Length = 2.4332 miles

Start: 15:22 Flag 15:43 End: 15:45

Clerk Of Course : Julian Floyd

Timekeeper : Nick Palmer

**Legends of Brands Hatch Superprix**  
**HSCC Dunlop Saloon Car Cup**  
**RACE 14 - STATISTICS**

**CLASS : ST2**

**1 Starters**

**Fastest Lap History**

NO	NAME	LAP TIME	TIME OF DAY	LAP	VEHICLE
67	Tony ABSOLOM	<b>1:47.906</b>	15:24:16.389	1	Vauxhall Cavalier
67	Tony ABSOLOM	<b>1:44.003</b>	15:26:00.391	2	Vauxhall Cavalier
67	Tony ABSOLOM	<b>1:42.687</b>	15:27:43.078	3	Vauxhall Cavalier
67	Tony ABSOLOM	<b>1:42.109</b>	15:29:25.187	4	Vauxhall Cavalier
67	Tony ABSOLOM	<b>1:41.081</b>	15:31:06.268	5	Vauxhall Cavalier

**Leader History**

NO	NAME	FROM LAP	LAPS LED	DISTANCE	VEHICLE
67	Tony ABSOLOM	1	13	31.63 miles	Vauxhall Cavalier

**Weather / Track : Sunny / Dry**

**These results are provisional until the conclusion of any judicial and technical matters.**

Brands Hatch GP

Circuit Length = 2.4332 miles

Start: 15:22 Flag 15:43 End: 15:45

Clerk Of Course : Julian Floyd

Timekeeper : Nick Palmer