



Historic Race Meeting

Silverstone Classic

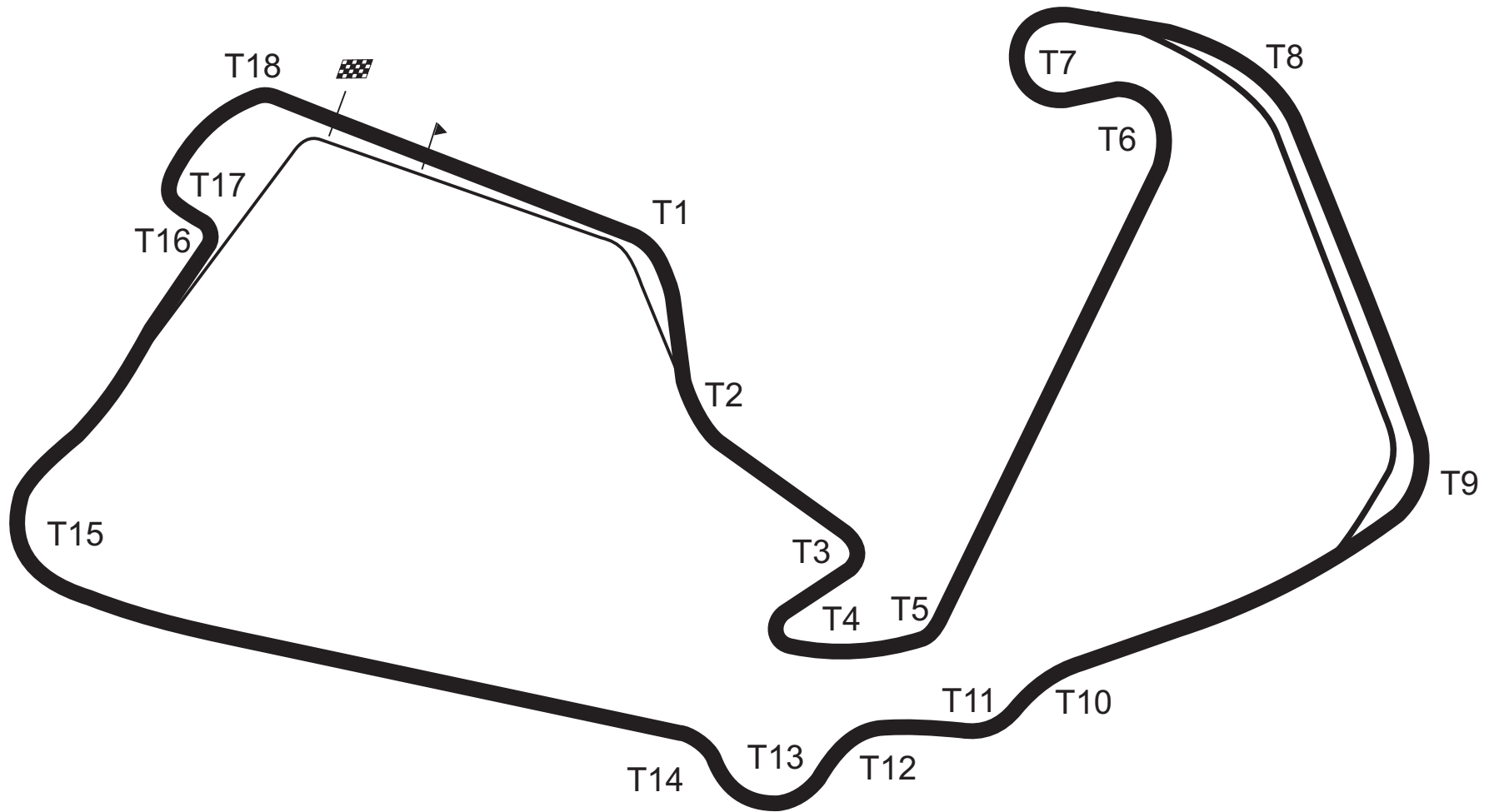
Silverstone
20 - 22 July



Timing and Results by MST SYSTEMS Ltd
www.mstworld.com



Silverstone, United Kingdom



Fujifilm Touring Car Trophy 1970 - 2000
RACE 10 - QUALIFYING - Silverstone - 20/21/22 July 2012

POS	NO	CL	DRIVER(S)	CAR	TIME	LAPS	GAP	MPH
1	11	B	Wrathall/Westbrook	Vauxhall Cavalier	2:30.108	8		87.51
2	23	A	Pearson*	Nissan Primera	2:32.576	8	2.468	86.09
3	36	A	Butcher	Nissan Primera	2:32.775	7	2.667	85.98
4	20	A	Stinton	Nissan Primera	2:32.946	8	2.838	85.88
5	84	A	Hawken	Nissan Primera	2:33.251	7	3.143	85.71
6	25	A	Hale	Honda Accord	2:33.491	8	3.383	85.58
7	53	A	Powell	Ford Mondeo	2:34.611	8	4.503	84.96
8	97	I	Smith	Alfa Romeo 156	2:34.713	8	4.605	84.90
9	15	E	Davies	Ford Sierra	2:35.194	8	5.086	84.64
10	5	A	Bot	BMW M3	2:35.803	7	5.695	84.31
11	9	E	Garrad	Ford RS500	2:35.848	7	5.740	84.29
12	10	B	Cuff	BMW E30 M3	2:36.010	8	5.902	84.20
13	3	E	Smith	Ford RS500	2:36.264	8	6.156	84.06
14	28	A	Huber*	Audi A4	2:36.381	7	6.273	84.00
15	77	A	Jarman	Nissan Primera	2:36.383	8	6.275	84.00
16	44	B	Smith	BMW E30 M3	2:38.445	7	8.337	82.90
17	43	F	Halse	BMW 635	2:39.020	7	8.912	82.60
18	19	E	Wait	Ford Sierra	2:39.408	5	9.300	82.40
19	79	B	Jones*	Vauxhall Cavalier	2:40.663	7	10.555	81.76
20	2	B	Pocklington*	Vauxhall Cavalier	2:41.637	7	11.529	81.27
21	24	D	Osman	BMW M3	2:43.498	7	13.390	80.34
22	16	F	Scragg	Jaguar XJS	2:44.381	5	14.273	79.91
23	14	B	Newton	Vauxhall Cavalier	2:44.857	7	14.749	79.68
24	1	G	Scragg	Jaguar XJ12C	2:45.838	4	15.730	79.21
25	32	B	Ingram	Mazda 323F	2:47.246	7	17.138	78.54
26	62	A	Hogarth	Ford Prodrive	2:49.832	6	19.724	77.34
27	40	G	Pochciol	Jaguar XJ12	2:50.313	6	20.205	77.13
28	68	H	Wright	Ford RS1800	2:51.766	7	21.658	76.47
29	42	G	Pochciol	Ford Capri	2:54.625	7	24.517	75.22
30	12	D	Grice*	BMW M3DTM	2:57.937	6	27.829	73.82
31	49	H	Payne*	Talbot Lotus Sunbeam	3:00.115	5	30.007	72.93
32	31	G	Masters	Jaguar XJ12	3:02.769	6	32.661	71.87
33	30	H	Bell	Ford Escort	3:05.109	6	35.001	70.96
34	4	G	Ballard	Ford Capri	3:20.574	5	50.466	65.49

*Cars 2, 12, 23, 28, 49, 79 require working transponders to race, MSA reg. Q12.2.1 refers.

Weather/Track: Cloud/Wet

These results are provisional until the conclusion of any judicial and technical matters.

Silverstone
Circuit Length = 3.6490 miles.
Start: 14:39 End: 14:59

Clerk of the Course:	Timekeeper:
----------------------	-------------

Fujifilm Touring Car Trophy 1970 - 2000

RACE 10 - QUALIFYING LAP ANALYSIS - Silverstone - 20/21/22 July 2012

1	Scragg	Jaguar XJ12C
1 - X:00.000 2 - 2:45.838 3 - 2:58.903P 4 - 4:50.640P		
2	Pocklington*	Vauxhall Cavalier
1 - X:00.000 6 - 2:45.681 2 - 2:45.145 7 - 2:43.738 3 - 2:45.795 4 - 2:45.306 5 - 2:41.637		
3	Smith	Ford RS500
1 - X:00.000 6 - 2:36.943 2 - 2:37.558 7 - 2:36.823 3 - 2:36.642 8 - 2:36.885 4 - 2:36.681 5 - 2:36.264		
4	Ballard	Ford Capri
1 - X:00.000P 2 - 4:28.954 3 - 3:24.134 4 - 3:20.574 5 - 3:21.367P		
5	Bot	BMW M3
1 - X:00.000 6 - 2:37.544 2 - 2:36.784 7 - 2:37.983 3 - 2:41.482 4 - 2:35.803 5 - 2:36.562		
9	Garrad	Ford RS500
1 - X:00.000 6 - 2:36.782 2 - 2:37.285 7 - 2:36.861 3 - 2:36.953 4 - 2:35.848 5 - 2:36.551		

*Cars 2, 12, 23, 28, 49, 79 require working transponders to race, MSA reg. Q12.2.1 refers.
 Weather/Track: Cloud/Wet

Fujifilm Touring Car Trophy 1970 - 2000

RACE 10 - QUALIFYING LAP ANALYSIS - Silverstone - 20/21/22 July 2012

(contd.)

10	Cuff	BMW E30 M3
1 - X:00.000	6 - 2:37.814	
2 - 2:41.133	7 - 2:36.010	
3 - 2:38.942	8 - 2:37.509	
4 - 2:38.317		
5 - 2:36.631		
11	Wrathall/Westbrook	Vauxhall Cavalier
1 - X:00.000	6 - 2:31.696	
2 - 2:32.383	7 - 2:30.108	
3 - 2:31.984	8 - 2:55.645P	
4 - 2:31.811		
5 - 2:32.316		
12	Grice*	BMW M3DTM
1 - X:00.000	6 - 3:10.031P	
2 - 2:57.937		
3 - 3:05.503		
4 - 2:58.296		
5 - 3:02.352		
14	Newton	Vauxhall Cavalier
1 - X:00.000	6 - 2:44.857	
2 - 2:53.124	7 - 2:46.234	
3 - 2:55.869		
4 - 2:49.847		
5 - 2:52.124		
15	Davies	Ford Sierra
1 - X:00.000	6 - 2:37.339	
2 - 2:37.158	7 - 2:35.342	
3 - 2:36.153	8 - 2:35.194	
4 - 2:36.556		
5 - 2:36.600		
16	Scragg	Jaguar XJS
1 - X:00.000		
2 - 2:47.676		
3 - 2:44.381		
4 - 2:46.734P		
5 - 7:48.542		

*Cars 2, 12, 23, 28, 49, 79 require working transponders to race, MSA reg. Q12.2.1 refers.

Weather/Track: Cloud/Wet

Fujifilm Touring Car Trophy 1970 - 2000

RACE 10 - QUALIFYING LAP ANALYSIS - Silverstone - 20/21/22 July 2012

(contd.)

19	Wait	Ford Sierra
1 - X:00.000 2 - 2:40.496 3 - 2:39.408 4 - 2:40.338 5 - 4:05.192P		
20	Stinton	Nissan Primera
1 - X:00.000 6 - 2:33.058 2 - 2:34.837 7 - 2:48.676 3 - 2:33.705 8 - 2:32.946 4 - 2:36.560 5 - 2:33.069		
23	Pearson*	Nissan Primera
1 - X:00.000 6 - 2:34.306 2 - 2:40.777 7 - 2:32.576 3 - 2:40.138 8 - 2:33.431 4 - 2:34.303 5 - 2:33.983		
24	Osman	BMW M3
1 - X:00.000 6 - 2:46.238 2 - 2:55.435 7 - 2:44.986 3 - 2:48.004 4 - 2:44.150 5 - 2:43.498		
25	Hale	Honda Accord
1 - X:00.000 6 - 2:34.726 2 - 2:43.536 7 - 2:34.138 3 - 2:37.449 8 - 2:33.735 4 - 2:33.491 5 - 2:33.976		
28	Huber*	Audi A4
1 - X:00.000 6 - 2:39.519 2 - 2:49.693 7 - 2:40.203 3 - 2:39.512 4 - 2:36.393 5 - 2:36.381		

*Cars 2, 12, 23, 28, 49, 79 require working transponders to race, MSA reg. Q12.2.1 refers.

Weather/Track: Cloud/Wet

Fujifilm Touring Car Trophy 1970 - 2000

RACE 10 - QUALIFYING LAP ANALYSIS - Silverstone - 20/21/22 July 2012

(contd.)

30	Bell	Ford Escort
1 - X:00.000	6 - 3:05.109	
2 - 3:08.038		
3 - 3:10.374		
4 - 3:11.880		
5 - 3:07.570		
31	Masters	Jaguar XJ12
1 - X:00.000	6 - 3:06.513	
2 - 3:10.603		
3 - 3:06.454		
4 - 3:06.983		
5 - 3:02.769		
32	Ingram	Mazda 323F
1 - X:00.000	6 - 2:47.680	
2 - 2:55.736	7 - 2:47.267	
3 - 2:50.400		
4 - 2:47.246		
5 - 2:49.551		
36	Butcher	Nissan Primera
1 - X:00.000	6 - 2:39.809	
2 - 2:35.127	7 - 2:42.621 P	
3 - 2:33.766		
4 - 2:32.775		
5 - 2:33.423		
40	Pochciol	Jaguar XJ12
1 - X:00.000	6 - 3:42.280	
2 - 2:56.428		
3 - 2:50.313		
4 - 2:50.886		
5 - 3:03.018 P		
42	Pochciol	Ford Capri
1 - X:00.000	6 - 2:55.743	
2 - 3:01.919	7 - 2:55.184	
3 - 2:56.162		
4 - 2:55.513		
5 - 2:54.625		

*Cars 2, 12, 23, 28, 49, 79 require working transponders to race, MSA reg. Q12.2.1 refers.

Weather/Track: Cloud/Wet

Fujifilm Touring Car Trophy 1970 - 2000

RACE 10 - QUALIFYING LAP ANALYSIS - Silverstone - 20/21/22 July 2012

(contd.)

43	Halse	BMW 635
1 - X:00.000	6 - 2:39.926	
2 - 2:40.924	7 - 2:39.020	
3 - 2:42.200		
4 - 2:41.840		
5 - 2:41.517		
44	Smith	BMW E30 M3
1 - X:00.000	6 - 2:40.953	
2 - 2:45.685	7 - 2:40.978	
3 - 2:41.230		
4 - 2:38.445		
5 - 2:40.974		
49	Payne*	Talbot Lotus Sunbeam
1 - X:00.000		
2 - 3:00.115		
3 - 3:01.893		
4 - 3:12.338P		
5 - 6:32.107		
53	Powell	Ford Mondeo
1 - X:00.000	6 - 2:35.533	
2 - 2:35.761	7 - 2:35.594	
3 - 2:35.175	8 - 2:46.246P	
4 - 2:40.152		
5 - 2:34.611		
62	Hogarth	Ford Prodrive
1 - X:00.000	6 - 2:54.670P	
2 - 2:58.049		
3 - 2:53.753		
4 - 2:51.820		
5 - 2:49.832		
68	Wright	Ford RS1800
1 - X:00.000	6 - 2:53.747	
2 - 2:51.766	7 - 2:55.330	
3 - 2:53.092		
4 - 2:52.803		
5 - 2:53.259		

*Cars 2, 12, 23, 28, 49, 79 require working transponders to race, MSA reg. Q12.2.1 refers.

Weather/Track: Cloud/Wet

Fujifilm Touring Car Trophy 1970 - 2000

RACE 10 - QUALIFYING LAP ANALYSIS - Silverstone - 20/21/22 July 2012

(contd.)

77	Jarman	Nissan Primera
1 - X:00.000	6 - 2:46.915	
2 - 2:38.978	7 - 2:38.572	
3 - 2:37.213	8 - 2:36.383	
4 - 2:39.126		
5 - 3:03.728		
79	Jones*	Vauxhall Cavalier
1 - X:00.000	6 - 2:43.794	
2 - 2:50.469	7 - 2:42.566	
3 - 2:47.976		
4 - 2:40.663		
5 - 2:47.579		
84	Hawken	Nissan Primera
1 - X:00.000	6 - 2:36.040	
2 - 2:40.387	7 - 2:33.251	
3 - 3:16.649		
4 - 2:39.980		
5 - 2:35.743		
97	Smith	Alfa Romeo 156
1 - X:00.000	6 - 2:43.733	
2 - 2:35.678	7 - 2:35.015	
3 - 2:34.713	8 - 2:35.821	
4 - 2:35.506		
5 - 2:35.211		


*Cars 2, 12, 23, 28, 49, 79 require working transponders to race, MSA reg. Q12.2.1 refers.

Weather/Track: Cloud/Wet

Fujifilm Touring Car Trophy 1970 - 2000
RACE 10 - AMENDED GRID - Silverstone - 20/21/22 July 2012

ROW 18		6	Brodie	
ROW 17	4	Ballard	30	Bell
ROW 16	31	Masters	49	Payne*
ROW 15	12	Grice*	42	Pochciol
ROW 14	68	Wright	40	Pochciol
ROW 13	62	Hogarth	32	Ingram
ROW 12	1	Scragg	14	Newton
ROW 11	16	Scragg	24	Osman
ROW 10	2	Pocklington*	79	Jones*
ROW 9	19	Wait	43	Halse
ROW 8	44	Smith	77	Jarman
ROW 7	28	Huber*	3	Smith
ROW 6	10	Cuff	9	Garrad
ROW 5	5	Bot	15	Davies
ROW 4	97	Smith	53	Powell
ROW 3	25	Hale	84	Hawken
ROW 2	20	Stinton	36	Butcher
ROW 1	23	Pearson*	11	Wrathall/Westbrook

POLE



*Cars 2, 12, 23, 28, 49, 79 require working transponders to race, MSA reg. Q12.2.1 refers.

Weather/Track: Cloud/Wet, Amended - Car 6 allowed to start.

These results are provisional until the conclusion of any judicial and technical matters.

Silverstone
 Circuit Length = 3.6490 miles.
 Start: 14:39 End: 14:59

Clerk of the Course:

Timekeeper:

Fujifilm Touring Car Trophy 1970 - 2000

RACE 10 - CLASSIFICATION - AMENDED - Silverstone - 20/21/22 July 2012

POS	NO	CL	DRIVER	NAT	CAR	TIME	LAPS	GAP	MPH	BEST
1	23	A	Rick PEARSON		Nissan Primera	20:17.982	9		96.81	2:13.402
2	11	B	Frank WRATHALL		Vauxhall Cavalier	20:31.104	9	13.122	95.78	2:14.213
3	84	A	Richard HAWKEN		Nissan Primera	20:43.667	9	25.685	94.81	2:16.561
4	97	I	Neil SMITH		Alfa Romeo 156	21:03.660	9	45.678	93.31	2:17.797
5	77	A	Dave JARMAN		Nissan Primera	21:06.314	9	48.332	93.12	2:17.569
6	53	A	Alvin POWELL		Ford Mondeo	21:07.382	9	49.400	93.04	2:16.081
7	5	D	Jan BOT		BMW M3	21:09.798	9	51.816	92.86	2:18.355
8	15	E	Craig DAVIES		Ford Sierra	21:12.601	9	54.619	92.66	2:19.554
9	9	E	Simon GARRAD		Ford RS500	21:19.379	9	1:01.397	92.17	2:20.305
10	19	E	Graham WAIT		Ford Sierra	21:19.918	9	1:01.936	92.13	2:20.088
11	3	E	Paul SMITH		Ford RS500	21:25.774	9	1:07.792	91.71	2:19.197
12	68	H	Mark WRIGHT		Ford RS1800	21:26.623	9	1:08.641	91.65	2:20.531
13	10	B	David CUFF		BMW E30 M3	21:27.499	9	1:09.517	91.59	2:19.463
14	28	A	Werner HUBER		Audi A4	21:39.714	9	1:21.732	90.72	2:19.274
15	79	B	Mark JONES		Vauxhall Cavalier	21:44.562	9	1:26.580	90.39	2:21.539
16	6	E	David BRODIE		Ford RS500	21:51.289	9	1:33.307	89.92	2:20.856
17	16	F	Ant. SCRAGG		Jaguar XJS	21:54.590	9	1:36.608	89.70	2:23.715
18	44	B	Mark SMITH		BMW E30 M3	21:54.985	9	1:37.003	89.67	2:22.846
19	24	D	Cem OSMAN		BMW M3	21:58.954	9	1:40.972	89.40	2:20.980
20	43	F	Jody HALSE		BMW 635	22:00.206	9	1:42.224	89.32	2:24.197
21	2	B	Jim POCKLINGTON		Vauxhall Cavalier	22:01.280	9	1:43.298	89.24	2:24.076
22	40	G	Paul POCHIOL		Jaguar XJ12	22:26.735	9	2:08.753	87.56	2:27.254
23	12	D	Don GRICE		BMW M3DTM	22:26.977	9	2:08.995	87.54	2:25.187
24	42	G	Tom POCHCIOL		Ford Capri	22:27.460	9	2:09.478	87.51	2:25.635
25	62	A	Bernard HOGARTH		Ford Prodrive	22:40.808	9	2:22.826	86.65	2:28.252
26	30	H	Michael BELL		Ford Escort	22:41.279	9	2:23.297	86.62	2:27.998
27	31	G	Richard MASTERS		Jaguar XJ12	21:02.506	8	1 LAP	82.99	2:33.284
28	4	G	Christopher BALLARD		Ford Capri	22:15.062	8	1 LAP	78.48	2:42.892

NOT CLASSIFIED

25	A	Derek HALE	Honda Accord	19:09.819	8	D.N.F.	91.13	2:18.745
32	B	Kingsley INGRAM	Mazda 323F	19:24.372	8	D.N.F.	89.99	2:20.069
49	H	Jon PAYNE	Talbot Lotus Sunbeam	15:27.299	6	D.N.F.	84.66	2:30.806
14	B	Mike NEWTON	Vauxhall Cavalier	15:31.024	6	D.N.F.	84.32	2:27.230
8	A	Alex SCHOOLEDGE	Vauxhall Vectra	5:13.860	2	D.N.F.	82.73	2:27.468
20	A	Ian STINTON	Nissan Primera	3:15.214	1	D.N.F.	65.72	
36	A	Keith BUTCHER	Nissan Primera		0	D.N.F.	N/A	
1	G	Chris SCRAGG	Jaguar XJ12C		0	D.N.F.	N/A	

FASTEST LAP

23	A	Rick PEARSON	Nissan Primera	2:13.402	4	98.47mph	158.47kph
11	B	Frank WRATHALL	Vauxhall Cavalier	2:14.213	4	97.87mph	157.51kph
97	I	Neil SMITH	Alfa Romeo 156	2:17.797	9	95.33mph	153.42kph
5	D	Jan BOT	BMW M3	2:18.355	8	94.94mph	152.80kph
3	E	Paul SMITH	Ford RS500	2:19.197	5	94.37mph	151.87kph
68	H	Mark WRIGHT	Ford RS1800	2:20.531	7	93.47mph	150.43kph
16	F	Ant. SCRAGG	Jaguar XJS	2:23.715	8	91.40mph	147.10kph
42	G	Tom POCHCIOL	Ford Capri	2:25.635	5	90.20mph	145.16kph

Amended- Car 5 change of class. Correction car 9 result.

Weather/Track: Sun/Dry. Car 11, +10s penalty for jump start.

These results are provisional until the conclusion of any judicial and technical matters.

Silverstone

Circuit Length = 3.6490 miles.

Start: 17:56 End: 18:16

Clerk of the Course:		Timekeeper:
----------------------	--	-------------

Fujifilm Touring Car Trophy 1970 - 2000

RACE 10 - LAP ANALYSIS - Silverstone - 20/21/22 July 2012

1	Chris SCRAGG	Jaguar XJ12C
<p>1 - 2:33.398 6 - 2:27.732 2 - 2:26.197 7 - 2:24.378 3 - 2:24.076 8 - 2:25.987 4 - 2:26.091 9 - 2:28.772 5 - 2:24.649</p>		
2	Jim POCKLINGTON	Vauxhall Cavalier
<p>1 - 2:28.271 6 - 2:19.452 2 - 2:20.890 7 - 2:21.400 3 - 2:20.704 8 - 2:33.020 4 - 2:20.051 9 - 2:22.789 5 - 2:19.197</p>		
3	Paul SMITH	Ford RS500
<p>1 - 2:59.151 6 - 2:43.590 2 - 2:46.684 7 - 2:44.936 3 - 2:46.416 8 - 2:42.892 4 - 2:45.125 5 - 2:46.268</p>		
4	Christopher BALLARD	Ford Capri
<p>1 - 2:27.334 6 - 2:20.012 2 - 2:23.450 7 - 2:19.724 3 - 2:21.296 8 - 2:18.355 4 - 2:19.886 9 - 2:20.073 5 - 2:19.668</p>		
5	Jan BOT	BMW M3
<p>1 - 2:43.158 6 - 2:21.714 2 - 2:27.104 7 - 2:20.856 3 - 2:25.597 8 - 2:23.247 4 - 2:24.720 9 - 2:23.719 5 - 2:21.174</p>		
6	David BRODIE	Ford RS500
<p>1 - 2:46.392 2 - 2:27.468</p>		
8	Alex SCHOOLEDGE	Vauxhall Vectra

Car 11, +10 Second penalty for jump start.
 Weather/Track: Sun/Dry

Fujifilm Touring Car Trophy 1970 - 2000

RACE 10 - LAP ANALYSIS - Silverstone - 20/21/22 July 2012

(contd.)

9	Simon GARRAD	Ford RS500
1 -	2:27.843	6 - 2:23.911
2 -	2:20.592	7 - 2:22.358
3 -	2:21.334	8 - 2:21.506
4 -	2:20.454	
5 -	4:41.381	
10	David CUFF	BMW E30 M3
1 -	2:27.065	6 - 2:19.463
2 -	2:21.851	7 - 2:23.641
3 -	2:22.152	8 - 2:28.107
4 -	2:21.668	9 - 2:23.275
5 -	2:20.277	
11	Frank WRATHALL	Vauxhall Cavalier
1 -	2:16.642	6 - 2:16.152
2 -	2:16.476	7 - 2:14.891
3 -	2:15.270	8 - 2:16.857
4 -	2:14.213	9 - 2:15.050
5 -	2:15.553	
12	Don GRICE	BMW M3DTM
1 -	2:45.582	6 - 2:27.105
2 -	2:29.303	7 - 2:31.113
3 -	2:25.187	8 - 2:28.067
4 -	2:25.725	9 - 2:28.632
5 -	2:26.263	
14	Mike NEWTON	Vauxhall Cavalier
1 -	2:47.255	6 - 2:46.812P
2 -	2:30.197	
3 -	2:31.489	
4 -	2:28.041	
5 -	2:27.230	
15	Craig DAVIES	Ford Sierra
1 -	2:24.940	6 - 2:19.554
2 -	2:20.138	7 - 2:19.989
3 -	2:21.216	8 - 2:20.356
4 -	2:20.596	9 - 2:24.806
5 -	2:21.006	
16	Ant. SCRAGG	Jaguar XJS
1 -	2:37.272	6 - 2:25.238
2 -	2:25.379	7 - 2:25.721
3 -	2:24.053	8 - 2:23.715
4 -	2:23.918	9 - 2:25.246
5 -	2:24.048	

Car 11, +10 Second penalty for jump start.
Weather/Track: Sun/Dry

Fujifilm Touring Car Trophy 1970 - 2000

RACE 10 - LAP ANALYSIS - Silverstone - 20/21/22 July 2012

(contd.)

19	Graham WAIT	Ford Sierra
1 - 2:30.293	6 - 2:20.285	
2 - 2:20.309	7 - 2:20.088	
3 - 2:22.036	8 - 2:20.539	
4 - 2:22.327	9 - 2:20.663	
5 - 2:23.378		
20	Ian STINTON	Nissan Primera
1 - 3:15.214P		
23	Rick PEARSON	Nissan Primera
1 - 2:20.137	6 - 2:14.678	
2 - 2:15.784	7 - 2:14.524	
3 - 2:14.164	8 - 2:15.565	
4 - 2:13.402	9 - 2:15.576	
5 - 2:14.152		
24	Cem OSMAN	BMW M3
1 - 2:36.641	6 - 2:20.980	
2 - 2:25.526	7 - 2:21.909	
3 - 2:22.918	8 - 2:28.485	
4 - 2:24.462	9 - 2:34.221	
5 - 2:23.812		
25	Derek HALE	Honda Accord
1 - 2:30.915	6 - 2:18.745	
2 - 2:22.917	7 - 2:21.904	
3 - 2:20.585	8 - 2:34.027P	
4 - 2:20.931		
5 - 2:19.795		
28	Werner HUBER	Audi A4
1 - 2:31.443	6 - 2:19.720	
2 - 2:22.580	7 - 2:19.274	
3 - 2:20.888	8 - 2:35.176	
4 - 2:20.789	9 - 2:28.200	
5 - 2:21.644		
30	Michael BELL	Ford Escort
1 - 2:44.421	6 - 2:28.933	
2 - 2:31.263	7 - 2:28.247	
3 - 2:29.992	8 - 2:33.779	
4 - 2:28.128	9 - 2:27.998	
5 - 2:28.518		

Car 11, +10 Second penalty for jump start.
Weather/Track: Sun/Dry

Fujifilm Touring Car Trophy 1970 - 2000

RACE 10 - LAP ANALYSIS - Silverstone - 20/21/22 July 2012

(contd.)

31	Richard MASTERS	Jaguar XJ12
1 -	2:48.476	6 - 2:36.268
2 -	2:36.229	7 - 2:36.076
3 -	2:34.561	8 - 2:44.257
4 -	2:33.355	
5 -	2:33.284	
32	Kingsley INGRAM	Mazda 323F
1 -	2:45.089	6 - 2:22.510
2 -	2:28.242	7 - 2:20.076
3 -	2:22.923	8 - 2:23.170
4 -	2:22.293	
5 -	2:20.069	
36	Keith BUTCHER	Nissan Primera
40	Paul POCHIOL	Jaguar XJ12
1 -	2:38.678	6 - 2:28.313
2 -	2:27.254	7 - 2:29.748
3 -	2:29.007	8 - 2:27.687
4 -	2:28.923	9 - 2:29.646
5 -	2:27.479	
42	Tom POCHCIOL	Ford Capri
1 -	2:40.698	6 - 2:28.398
2 -	2:29.977	7 - 2:31.055
3 -	2:28.210	8 - 2:28.151
4 -	2:25.966	9 - 2:29.370
5 -	2:25.635	
43	Jody HALSE	BMW 635
1 -	2:35.003	6 - 2:28.290
2 -	2:26.751	7 - 2:24.668
3 -	2:24.442	8 - 2:24.197
4 -	2:24.791	9 - 2:27.318
5 -	2:24.746	
44	Mark SMITH	BMW E30 M3
1 -	2:34.253	6 - 2:28.501
2 -	2:25.845	7 - 2:23.236
3 -	2:24.592	8 - 2:22.846
4 -	2:25.523	9 - 2:25.109
5 -	2:25.080	

Car 11, +10 Second penalty for jump start.
Weather/Track: Sun/Dry

Fujifilm Touring Car Trophy 1970 - 2000

RACE 10 - LAP ANALYSIS - Silverstone - 20/21/22 July 2012

(contd.)

49	Jon PAYNE	Talbot Lotus Sunbeam
1 -	2:47.502	6 - 2:32.612
2 -	2:32.688	
3 -	2:31.880	
4 -	2:30.806	
5 -	2:31.811	
53	Alvin POWELL	Ford Mondeo
1 -	2:25.367	6 - 2:19.509
2 -	2:20.004	7 - 2:20.112
3 -	2:24.821	8 - 2:16.081
4 -	2:21.004	9 - 2:19.165
5 -	2:21.319	
62	Bernard HOGARTH	Ford Prodrive
1 -	2:43.975	6 - 2:28.896
2 -	2:30.704	7 - 2:28.883
3 -	2:30.040	8 - 2:30.077
4 -	2:28.252	9 - 2:30.965
5 -	2:29.016	
68	Mark WRIGHT	Ford RS1800
1 -	2:35.955	6 - 2:20.732
2 -	2:22.960	7 - 2:20.531
3 -	2:20.554	8 - 2:21.662
4 -	2:21.248	9 - 2:22.139
5 -	2:20.842	
77	Dave JARMAN	Nissan Primera
1 -	2:31.127	6 - 2:19.162
2 -	2:19.837	7 - 2:17.569
3 -	2:21.908	8 - 2:19.107
4 -	2:20.011	9 - 2:18.338
5 -	2:19.255	
79	Mark JONES	Vauxhall Cavalier
1 -	2:35.863	6 - 2:21.749
2 -	2:25.448	7 - 2:24.492
3 -	2:22.941	8 - 2:24.693
4 -	2:24.680	9 - 2:21.539
5 -	2:23.157	
84	Richard HAWKEN	Nissan Primera
1 -	2:21.241	6 - 2:19.981
2 -	2:16.733	7 - 2:17.938
3 -	2:16.957	8 - 2:17.811
4 -	2:17.160	9 - 2:19.285
5 -	2:16.561	

Car 11, +10 Second penalty for jump start.
Weather/Track: Sun/Dry

Fujifilm Touring Car Trophy 1970 - 2000

RACE 10 - LAP ANALYSIS - Silverstone - 20/21/22 July 2012

(contd.)

97	Neil SMITH	Alfa Romeo 156
1 - 2:32.301	6 - 2:18.012	
2 - 2:20.443	7 - 2:17.962	
3 - 2:18.740	8 - 2:18.590	
4 - 2:18.887	9 - 2:17.797	
5 - 2:20.928		

Car 11, +10 Second penalty for jump start.
Weather/Track: Sun/Dry

Fujifilm Touring Car Trophy 1970 - 2000

RACE 10 - LAP CHART - Silverstone - 20/21/22 July 2012

Lap 1			Lap 2			Lap 3			Lap 4			Lap 5		
No	Behind	Laptime	No	Behind	Laptime	No	Behind	Laptime	No	Behind	Laptime	No	Behind	Laptime
11		2:16.642	11		2:16.476	11		2:15.270	11		2:14.213	23		2:14.152
23	3.495	2:20.137	23	2.803	2:15.784	23	1.697	2:14.164	23	0.886	2:13.402	11	0.515	2:15.553
84	4.599	2:21.241	84	4.856	2:16.733	84	6.543	2:16.957	84	9.490	2:17.160	84	11.013	2:16.561
15	8.298	2:24.940	15	11.960	2:20.138	15	17.906	2:21.216	15	24.289	2:20.596	15	30.257	2:21.006
53	8.725	2:25.367	53	12.253	2:20.004	3	21.477	2:20.704	3	27.315	2:20.051	3	31.474	2:19.197
10	10.423	2:27.065	9	15.317	2:20.592	9	21.381	2:21.334	9	27.622	2:20.454	97	33.660	2:20.928
5	10.692	2:27.334	10	15.798	2:21.851	53	21.804	2:24.821	97	27.770	2:18.887	5	33.995	2:19.668
9	11.201	2:27.843	3	16.043	2:20.890	10	22.680	2:22.152	53	28.595	2:21.004	77	34.499	2:19.255
3	11.629	2:28.271	19	17.484	2:20.309	97	23.096	2:18.740	5	29.365	2:19.886	53	34.876	2:21.319
19	13.651	2:30.293	5	17.666	2:23.450	5	23.692	2:21.296	10	30.135	2:21.668	10	35.374	2:20.277
25	14.273	2:30.915	77	17.846	2:19.837	19	24.250	2:22.036	77	30.282	2:20.011	25	37.504	2:19.795
77	14.485	2:31.127	97	19.626	2:20.443	77	24.484	2:21.908	19	32.364	2:22.327	28	39.705	2:21.644
28	14.801	2:31.443	25	20.714	2:22.917	25	26.029	2:20.585	25	32.747	2:20.931	19	40.704	2:23.378
97	15.659	2:32.301	28	20.905	2:22.580	28	26.523	2:20.888	28	33.099	2:20.789	68	43.920	2:20.842
2	16.756	2:33.398	68	25.797	2:22.960	68	31.081	2:20.554	68	38.116	2:21.248	79	54.450	2:23.157
44	17.611	2:34.253	2	26.477	2:26.197	2	35.283	2:24.076	79	46.331	2:24.680	24	55.720	2:23.812
43	18.361	2:35.003	44	26.980	2:25.845	79	35.864	2:22.941	24	46.946	2:24.462	2	56.772	2:24.649
68	19.313	2:35.955	79	28.193	2:25.448	44	36.302	2:24.592	2	47.161	2:26.091	16	57.031	2:24.048
79	19.221	2:35.863	43	28.636	2:26.751	24	36.697	2:22.918	44	47.612	2:25.523	44	57.654	2:25.080
24	19.999	2:36.641	24	29.049	2:25.526	43	37.808	2:24.442	16	48.021	2:23.918	43	58.094	2:24.746
16	20.630	2:37.272	16	29.533	2:25.379	16	38.316	2:24.053	43	48.386	2:24.791	32	1:00.977	2:20.069
40	22.036	2:38.678	40	32.814	2:27.254	40	46.551	2:29.007	32	55.946	2:22.293	6	1:04.114	2:21.174
42	24.056	2:40.698	6	37.144	2:27.104	6	47.471	2:25.597	6	57.978	2:24.720	42	1:12.847	2:25.635
6	26.516	2:43.158	42	37.557	2:29.977	32	47.866	2:22.923	40	1:01.261	2:28.923	40	1:13.702	2:27.479
62	27.333	2:43.975	32	40.213	2:28.242	42	50.497	2:28.210	42	1:02.250	2:25.966	12	1:14.421	2:26.263
30	27.779	2:44.421	8	40.742	2:27.468	12	51.684	2:25.187	12	1:03.196	2:25.725	62	1:24.348	2:29.016
32	28.447	2:45.089	62	41.561	2:30.704	62	56.331	2:30.040	62	1:10.370	2:28.252	30	1:24.683	2:28.518
12	28.940	2:45.582	12	41.767	2:29.303	30	57.288	2:29.992	30	1:11.203	2:28.128	14	1:26.573	2:27.230
8	29.750	2:46.392	30	42.566	2:31.263	14	1:00.553	2:31.489	14	1:14.381	2:28.041	49	1:37.048	2:31.811
14	30.613	2:47.255	14	44.334	2:30.197	49	1:03.682	2:31.880	49	1:20.275	2:30.806	31	1:48.266	2:33.284
49	30.860	2:47.502	49	47.072	2:32.688	31	1:10.878	2:34.561	31	1:30.020	2:33.355			
31	31.834	2:48.476	31	51.587	2:36.229	4	1:43.863	2:46.416	4	2:14.775	2:45.125			
4	42.509	2:59.151	4	1:12.717	2:46.684									
20	58.572	3:15.214P												

Car 11, +10 Second penalty for jump start.
Weather/Track: Sun/Dry

Fujifilm Touring Car Trophy 1970 - 2000

RACE 10 - LAP CHART - Silverstone - 20/21/22 July 2012

(contd.)

Lap 6			Lap 7			Lap 8			Lap 9			Lap 10		
No	Behind	Laptime	No	Behind	Laptime	No	Behind	Laptime	No	Behind	Laptime	No	Behind	Laptime
23		2:14.678	23		2:14.524	23		2:15.565	23		2:15.576			
11	1.989	2:16.152	11	2.356	2:14.891	11	3.648	2:16.857	11	3.122	2:15.050			
84	16.316	2:19.981	84	19.730	2:17.938	31	1 LAP	2:36.076	84	25.685	2:19.285			
4	1 LAP	2:46.268	97	40.432	2:17.962	84	21.976	2:17.811	31	1 LAP	2:44.257			
15	35.133	2:19.554	15	40.598	2:19.989	97	43.457	2:18.590	97	45.678	2:17.797			
3	36.248	2:19.452	77	42.028	2:17.569	15	45.389	2:20.356	77	48.332	2:18.338			
97	36.994	2:18.012	3	43.124	2:21.400	77	45.570	2:19.107	53	49.400	2:19.165			
77	38.983	2:19.162	5	44.529	2:19.724	53	45.811	2:16.081	5	51.816	2:20.073			
5	39.329	2:20.012	53	45.295	2:20.112	5	47.319	2:18.355	15	54.619	2:24.806			
9	1 LAP	4:41.381	9	1 LAP	2:23.911	9	1 LAP	2:22.358	9	1 LAP	2:21.506			
53	39.707	2:19.509	25	48.951	2:21.904	19	56.849	2:20.539	19	1:01.936	2:20.663			
10	40.159	2:19.463	10	49.276	2:23.641	3	1:00.579	2:33.020	3	1:07.792	2:22.789			
25	41.571	2:18.745	28	49.497	2:19.274	10	1:01.818	2:28.107	68	1:08.641	2:22.139			
28	44.747	2:19.720	19	51.875	2:20.088	68	1:02.078	2:21.662	10	1:09.517	2:23.275			
19	46.311	2:20.285	68	55.981	2:20.531	25	1:07.413	2:34.027P	28	1:21.732	2:28.200			
68	49.974	2:20.732	4	1 LAP	2:43.590	28	1:09.108	2:35.176	79	1:26.580	2:21.539			
79	1:01.521	2:21.749	24	1:09.407	2:21.909	79	1:20.617	2:24.693	6	1:33.307	2:23.719			
24	1:02.022	2:20.980	79	1:11.489	2:24.492	32	1:21.966	2:23.170	16	1:36.608	2:25.246			
16	1:07.591	2:25.238	32	1:14.361	2:20.076	24	1:22.327	2:28.485	44	1:37.003	2:25.109			
32	1:08.809	2:22.510	6	1:17.482	2:20.856	6	1:25.164	2:23.247	24	1:40.972	2:34.221			
2	1:09.826	2:27.732	16	1:18.788	2:25.721	16	1:26.938	2:23.715	43	1:42.224	2:27.318			
6	1:11.150	2:21.714	2	1:19.680	2:24.378	44	1:27.470	2:22.846	2	1:43.298	2:28.772			
44	1:11.477	2:28.501	44	1:20.189	2:23.236	4	1 LAP	2:44.936	4	1 LAP	2:42.892			
43	1:11.706	2:28.290	43	1:21.850	2:24.668	2	1:30.102	2:25.987	40	2:08.753	2:29.646			
42	1:26.567	2:28.398	40	1:42.561	2:29.748	43	1:30.482	2:24.197	12	2:08.995	2:28.632			
12	1:26.848	2:27.105	42	1:43.098	2:31.055	40	1:54.683	2:27.687	42	2:09.478	2:29.370			
40	1:27.337	2:28.313	12	1:43.437	2:31.113	42	1:55.684	2:28.151	62	2:22.826	2:30.965			
62	1:38.566	2:28.896	30	1:52.661	2:28.247	12	1:55.939	2:28.067	30	2:23.297	2:27.998			
30	1:38.938	2:28.933	62	1:52.925	2:28.883	62	2:07.437	2:30.077						
49	1:54.982	2:32.612				30	2:10.875	2:33.779						
14	1:58.707	2:46.812P												
31	2:09.856	2:36.268												


Car 11, +10 Second penalty for jump start.
Weather/Track: Sun/Dry

Fujifilm Touring Car Trophy 1970 - 2000

RACE 19 - GRID - AMENDED - Silverstone - 20/21/22 July 2012

ROW 18	1	SCRAGG	36	BUTCHER
ROW 17	20	STINTON	8	SCHOOLEDGE
ROW 16	14	NEWTON	49	PAYNE
ROW 15	32	INGRAM	25	HALE
ROW 14	4	BALLARD	31	MASTERS
ROW 13	30	BELL	62	HOGARTH
ROW 12	42	POCHCIOL	12	GRICE
ROW 11	40	POCHIOL	2	POCKLINGTON
ROW 10	43	HALSE	24	OSMAN
ROW 9	44	SMITH	16	SCRAGG
ROW 8	6	BRODIE	79	JONES
ROW 7	28	HUBER	10	CUFF
ROW 6	68	WRIGHT	3	SMITH
ROW 5	19	WAIT	9	GARRAD
ROW 4	15	DAVIES	5	BOT
ROW 3	53	POWELL	77	JARMAN
ROW 2	97	SMITH	84	HAWKEN
ROW 1	11	WRATHALL	23	PEARSON

POLE



Weather/Track: Sun/Dry.

These results are provisional until the conclusion of any judicial and technical matters.

Silverstone
Circuit Length = 3.6490 miles.
Start: 17:56 End: 18:16

Clerk of the Course:

Timekeeper:

Fujifilm Touring Car Trophy 1970 - 2000

RACE 19 - CLASSIFICATION - Silverstone - 20/21/22 July 2012

POS	NO	CL	DRIVER	NAT	CAR	TIME	LAPS	GAP	MPH	BEST
1	23	A	Rick PEARSON		Nissan Primera	20:16.125	9		96.96	2:14.260
2	11	B	Frank WRATHALL		Vauxhall Cavalier	20:27.986	9	11.861	96.02	2:14.413
3	84	A	Richard HAWKEN		Nissan Primera	20:48.891	9	32.766	94.42	2:17.127
4	77	A	Dave JARMAN		Nissan Primera	20:49.148	9	33.023	94.40	2:15.738
5	97	I	Neil SMITH		Alfa Romeo 156	20:49.482	9	33.357	94.37	2:16.720
6	15	E	Craig DAVIES		Ford Sierra	20:58.874	9	42.749	93.67	2:17.553
7	5	D	Jan BOT		BMW M3	21:02.476	9	46.351	93.40	2:18.368
8	10	B	David CUFF		BMW E30 M3	21:09.820	9	53.695	92.86	2:18.956
9	68	H	Mark WRIGHT		Ford RS1800	21:15.742	9	59.617	92.43	2:19.602
10	79	B	Mark JONES		Vauxhall Cavalier	21:16.304	9	1:00.179	92.39	2:18.722
11	20	A	Ian STINTON		Nissan Primera	21:18.896	9	1:02.771	92.20	2:18.150
12	25	A	Derek HALE		Honda Accord	21:22.987	9	1:06.862	91.91	2:19.063
13	28	A	Werner HUBER		Audi A4	21:24.143	9	1:08.018	91.82	2:19.141
14	24	D	Cem OSMAN		BMW M3	21:36.199	9	1:20.074	90.97	2:21.341
15	32	B	Kingsley INGRAM		Mazda 323F	21:44.161	9	1:28.036	90.42	2:20.713
16	2	B	Jim POCKLINGTON		Vauxhall Cavalier	21:49.734	9	1:33.609	90.03	2:23.528
17	3	E	Paul SMITH		Ford RS500	21:51.584	9	1:35.459	89.90	2:22.834
18	19	E	Graham WAIT		Ford Sierra	21:53.930	9	1:37.805	89.74	2:21.472
19	40	G	Paul POCHCIOL		Jaguar XJ12	22:06.055	9	1:49.930	88.92	2:22.042
20	43	F	Jody HALSE		BMW 635	22:14.362	9	1:58.237	88.37	2:25.192
21	14	B	Mike NEWTON		Vauxhall Cavalier	22:17.231	9	2:01.106	88.18	2:23.354
22	42	G	Tom POCHCIOL		Ford Capri	22:19.134	9	2:03.009	88.05	2:25.738
23	12	D	Don GRICE		BMW M3DTM	22:28.240	9	2:12.115	87.46	2:25.971
24	62	A	Bernard HOGARTH		Ford Prodrive	22:28.972	9	2:12.847	87.41	2:25.610
25	30	H	Michael BELL		Ford Escort	22:30.317	9	2:14.192	87.32	2:26.440
26	6	E	David BRODIE		Ford RS500	20:28.669	8	1 LAP	85.28	2:21.093
27	4	G	Christopher BALLARD		Ford Capri	22:00.150	8	1 LAP	79.37	2:42.739
28	53	A	Alvin POWELL		Ford Mondeo	21:51.736	7	2 LAPS	69.86	2:17.717

NOT CLASSIFIED

31	G	Richard MASTERS	Jaguar XJ12	18:47.134	7	D.N.F.	81.31	2:29.016
9	E	Simon GARRAD*	Ford RS500	14:08.288	6	D.N.F.	92.55	2:19.563
49	H	Jon PAYNE	Talbot Lotus Sunbeam	15:47.247	6	D.N.F.	82.88	2:31.467
8	A	Simon DICKINSON	Vauxhall Vectra	5:03.049	2	D.N.F.	85.68	2:24.895
44	B	Mark SMITH	BMW E30 M3		0	D.N.F.	N/A	

FASTEST LAP

23	A	Rick PEARSON	Nissan Primera	2:14.260	4	97.84mph	157.46kph
11	B	Frank WRATHALL	Vauxhall Cavalier	2:14.413	2	97.73mph	157.28kph
97	I	Neil SMITH	Alfa Romeo 156	2:16.720	2	96.08mph	154.62kph
15	E	Craig DAVIES	Ford Sierra	2:17.553	4	95.50mph	153.69kph
5	D	Jan BOT	BMW M3	2:18.368	3	94.93mph	152.78kph
68	H	Mark WRIGHT	Ford RS1800	2:19.602	4	94.09mph	151.43kph
40	G	Paul POCHCIOL	Jaguar XJ12	2:22.042	8	92.48mph	148.83kph
43	F	Jody HALSE	BMW 635	2:25.192	6	90.47mph	145.60kph

*Car 9 - transponder intermittent!

Weather/Track: Sun/Dry. Non-starters 1.16,36.

These results are provisional until the conclusion of any judicial and technical matters.

Silverstone
Circuit Length = 3.6490 miles.
Start: 13:44 End: 14:05

Clerk of the Course:

Timekeeper:

Fujifilm Touring Car Trophy 1970 - 2000

RACE 19 - LAP ANALYSIS - Silverstone - 20/21/22 July 2012

2	Jim POCKLINGTON	Vauxhall Cavalier
1 -	2:30.071	6 - 2:24.217
2 -	2:23.776	7 - 2:26.168
3 -	2:23.528	8 - 2:26.073
4 -	2:23.690	9 - 2:26.515
5 -	2:25.696	
3	Paul SMITH	Ford RS500
1 -	2:26.327	6 - 2:25.363
2 -	2:24.675	7 - 2:23.130
3 -	2:22.834	8 - 2:24.517
4 -	2:23.506	9 - 2:25.109
5 -	2:36.123	
4	Christopher BALLARD	Ford Capri
1 -	2:52.806	6 - 2:44.846
2 -	2:45.513	7 - 2:42.766
3 -	2:43.582	8 - 2:42.739
4 -	2:45.059	
5 -	2:42.839	
5	Jan BOT	BMW M3
1 -	2:26.517	6 - 2:18.399
2 -	2:21.850	7 - 2:19.635
3 -	2:18.368	8 - 2:19.772
4 -	2:19.883	9 - 2:18.523
5 -	2:19.529	
6	David BRODIE	Ford RS500
1 -	2:38.471	6 - 2:24.058
2 -	2:25.816	7 - 2:21.093
3 -	2:25.044	8 - 3:29.688P
4 -	2:21.900	
5 -	2:22.599	
8	Simon DICKINSON	Vauxhall Vectra
1 -	2:38.154	
2 -	2:24.895	

*Car 9 - transponder intermittent!
Weather/Track: Sun/Dry. Non-starters 1.16,36.

Fujifilm Touring Car Trophy 1970 - 2000

RACE 19 - LAP ANALYSIS - Silverstone - 20/21/22 July 2012

(contd.)

9	Simon GARRAD*	Ford RS500
1 -	2:24.013	6 - 2:22.332
2 -	2:20.993	
3 -	2:21.500	
4 -	2:19.887	
5 -	2:19.563	
10	David CUFF	BMW E30 M3
1 -	2:25.382	6 - 2:18.956
2 -	2:20.379	7 - 2:20.524
3 -	2:19.743	8 - 2:23.886
4 -	2:19.555	9 - 2:21.928
5 -	2:19.467	
11	Frank WRATHALL	Vauxhall Cavalier
1 -	2:20.911	6 - 2:16.440
2 -	2:14.413	7 - 2:16.705
3 -	2:14.601	8 - 2:16.834
4 -	2:15.172	9 - 2:17.274
5 -	2:15.636	
12	Don GRICE	BMW M3DTM
1 -	2:36.677	6 - 2:29.751
2 -	2:29.415	7 - 2:28.166
3 -	2:29.677	8 - 2:28.369
4 -	2:30.883	9 - 2:25.971
5 -	2:29.331	
14	Mike NEWTON	Vauxhall Cavalier
1 -	2:40.825	6 - 2:26.130
2 -	2:31.646	7 - 2:23.354
3 -	2:29.239	8 - 2:25.645
4 -	2:30.215	9 - 2:24.386
5 -	2:25.791	
15	Craig DAVIES	Ford Sierra
1 -	2:22.554	6 - 2:20.428
2 -	2:18.683	7 - 2:20.195
3 -	2:18.310	8 - 2:21.397
4 -	2:17.553	9 - 2:21.850
5 -	2:17.904	

*Car 9 - transponder intermittent!
Weather/Track: Sun/Dry. Non-starters 1.16,36.

Fujifilm Touring Car Trophy 1970 - 2000

RACE 19 - LAP ANALYSIS - Silverstone - 20/21/22 July 2012

(contd.)

19	Graham WAIT	Ford Sierra
1 - 2:39.629	6 - 2:22.409	
2 - 2:23.744	7 - 2:22.066	
3 - 2:21.472	8 - 2:22.902	
4 - 2:21.965	9 - 2:25.474	
5 - 2:34.269		
20	Ian STINTON	Nissan Primera
1 - 2:38.679	6 - 2:19.578	
2 - 2:24.722	7 - 2:18.221	
3 - 2:21.460	8 - 2:18.150	
4 - 2:18.828	9 - 2:18.332	
5 - 2:20.926		
23	Rick PEARSON	Nissan Primera
1 - 2:18.715	6 - 2:14.701	
2 - 2:15.594	7 - 2:14.568	
3 - 2:14.769	8 - 2:14.387	
4 - 2:14.260	9 - 2:14.737	
5 - 2:14.394		
24	Cem OSMAN	BMW M3
1 - 2:32.157	6 - 2:22.036	
2 - 2:24.388	7 - 2:21.481	
3 - 2:26.124	8 - 2:21.341	
4 - 2:22.361	9 - 2:23.211	
5 - 2:23.100		
25	Derek HALE	Honda Accord
1 - 2:36.374	6 - 2:21.328	
2 - 2:23.563	7 - 2:19.161	
3 - 2:21.952	8 - 2:19.515	
4 - 2:20.109	9 - 2:19.063	
5 - 2:21.922		
28	Werner HUBER	Audi A4
1 - 2:31.606	6 - 2:23.245	
2 - 2:22.043	7 - 2:21.450	
3 - 2:21.009	8 - 2:19.670	
4 - 2:22.927	9 - 2:19.141	
5 - 2:23.052		

*Car 9 - transponder intermittent!
Weather/Track: Sun/Dry. Non-starters 1.16,36.

Fujifilm Touring Car Trophy 1970 - 2000

RACE 19 - LAP ANALYSIS - Silverstone - 20/21/22 July 2012

(contd.)

30	Michael BELL	Ford Escort
1 -	2:41.781	6 - 2:27.564
2 -	2:31.112	7 - 2:28.193
3 -	2:29.744	8 - 2:27.261
4 -	2:29.896	9 - 2:26.440
5 -	2:28.326	
31	Richard MASTERS	Jaguar XJ12
1 -	2:40.053	6 - 2:35.612
2 -	2:29.471	7 - 3:18.660P
3 -	2:44.474	
4 -	2:29.016	
5 -	2:29.848	
32	Kingsley INGRAM	Mazda 323F
1 -	2:41.310	6 - 2:24.353
2 -	2:26.798	7 - 2:20.918
3 -	2:23.507	8 - 2:23.330
4 -	2:20.713	9 - 2:20.777
5 -	2:22.455	
40	Paul POCHCIOL	Jaguar XJ12
1 -	2:34.358	6 - 2:22.090
2 -	2:22.465	7 - 2:22.345
3 -	2:22.280	8 - 2:22.042
4 -	2:22.288	9 - 2:53.320
5 -	2:24.867	
42	Tom POCHCIOL	Ford Capri
1 -	2:39.447	6 - 2:27.981
2 -	2:28.511	7 - 2:27.998
3 -	2:27.556	8 - 2:27.205
4 -	2:27.922	9 - 2:26.776
5 -	2:25.738	
43	Jody HALSE	BMW 635
1 -	2:40.241	6 - 2:25.192
2 -	2:28.387	7 - 2:26.175
3 -	2:27.391	8 - 2:25.478
4 -	2:26.435	9 - 2:29.081
5 -	2:25.982	

*Car 9 - transponder intermittent!
Weather/Track: Sun/Dry. Non-starters 1.16,36.

Fujifilm Touring Car Trophy 1970 - 2000

RACE 19 - LAP ANALYSIS - Silverstone - 20/21/22 July 2012

(contd.)

44	Mark SMITH	BMW E30 M3
<p>1 - 2:42.756 6 - 2:55.722P 2 - 2:31.923 3 - 2:31.467 4 - 2:32.039 5 - 2:33.340</p>		
49	Jon PAYNE	Talbot Lotus Sunbeam
<p>1 - 8:01.059 6 - 2:18.494 2 - 2:18.842 7 - 2:18.240 3 - 2:18.227 4 - 2:19.157 5 - 2:17.717</p>		
53	Alvin POWELL	Ford Mondeo
<p>1 - 2:37.934 6 - 2:26.271 2 - 2:34.206 7 - 2:29.535 3 - 2:29.229 8 - 2:25.610 4 - 2:30.328 9 - 2:25.937 5 - 2:29.922</p>		
62	Bernard HOGARTH	Ford Prodrive
<p>1 - 2:27.048 6 - 2:21.832 2 - 2:21.107 7 - 2:22.334 3 - 2:20.591 8 - 2:21.738 4 - 2:19.602 9 - 2:21.575 5 - 2:19.915</p>		
68	Mark WRIGHT	Ford RS1800
<p>1 - 2:26.746 6 - 2:17.908 2 - 2:18.493 7 - 2:19.380 3 - 2:16.939 8 - 2:15.738 4 - 2:17.273 9 - 2:18.195 5 - 2:18.476</p>		
77	Dave JARMAN	Nissan Primera
<p>1 - 2:26.746 6 - 2:17.908 2 - 2:18.493 7 - 2:19.380 3 - 2:16.939 8 - 2:15.738 4 - 2:17.273 9 - 2:18.195 5 - 2:18.476</p>		

*Car 9 - transponder intermittent!
 Weather/Track: Sun/Dry. Non-starters 1.16,36.

Fujifilm Touring Car Trophy 1970 - 2000

RACE 19 - LAP ANALYSIS - Silverstone - 20/21/22 July 2012

(contd.)

79	Mark JONES	Vauxhall Cavalier
1 - 2:29.395	6 - 2:18.722	
2 - 2:22.016	7 - 2:19.429	
3 - 2:20.705	8 - 2:25.170	
4 - 2:20.232	9 - 2:20.528	
5 - 2:20.107		
84	Richard HAWKEN	Nissan Primera
1 - 2:21.773	6 - 2:18.759	
2 - 2:17.127	7 - 2:20.014	
3 - 2:17.465	8 - 2:19.237	
4 - 2:17.266	9 - 2:18.731	
5 - 2:18.519		
97	Neil SMITH	Alfa Romeo 156
1 - 2:23.031	6 - 2:18.643	
2 - 2:16.720	7 - 2:19.998	
3 - 2:17.053	8 - 2:19.380	
4 - 2:17.326	9 - 2:18.975	
5 - 2:18.356		

*Car 9 - transponder intermittent!
Weather/Track: Sun/Dry. Non-starters 1.16,36.

Fujifilm Touring Car Trophy 1970 - 2000

RACE 19 - LAP CHART - Silverstone - 20/21/22 July 2012

Lap 1			Lap 2			Lap 3			Lap 4			Lap 5		
No	Behind	Laptime	No	Behind	Laptime	No	Behind	Laptime	No	Behind	Laptime	No	Behind	Laptime
23		2:18.715	23		2:15.594	23		2:14.769	23		2:14.260	23		2:14.394
11	2.196	2:20.911	11	1.015	2:14.413	11	0.847	2:14.601	11	1.759	2:15.172	11	3.001	2:15.636
84	3.058	2:21.773	84	4.591	2:17.127	84	7.287	2:17.465	84	10.293	2:17.266	84	14.418	2:18.519
15	3.839	2:22.554	97	5.442	2:16.720	97	7.726	2:17.053	97	10.792	2:17.326	97	14.754	2:18.356
97	4.316	2:23.031	15	6.928	2:18.683	15	10.469	2:18.310	15	13.762	2:17.553	15	17.272	2:17.904
9	5.298	2:24.013	9	10.697	2:20.993	77	13.100	2:16.939	77	16.113	2:17.273	77	20.195	2:18.476
10	6.667	2:25.382	77	10.930	2:18.493	10	16.426	2:19.743	10	21.721	2:19.555	10	26.794	2:19.467
3	7.612	2:26.327	10	11.452	2:20.379	9	17.428	2:21.500	9	23.055	2:19.887	9	28.224	2:19.563
5	7.802	2:26.517	68	13.846	2:21.107	5	17.657	2:18.368	5	23.280	2:19.883	5	28.415	2:19.529
77	8.031	2:26.746	5	14.058	2:21.850	68	19.668	2:20.591	68	25.010	2:19.602	68	30.531	2:19.915
68	8.333	2:27.048	3	16.693	2:24.675	79	23.038	2:20.705	79	29.010	2:20.232	79	34.723	2:20.107
79	10.680	2:29.395	79	17.102	2:22.016	3	24.758	2:22.834	3	34.004	2:23.506	28	42.905	2:23.052
2	11.356	2:30.071	28	19.340	2:22.043	28	25.580	2:21.009	28	34.247	2:22.927	25	46.188	2:21.922
28	12.891	2:31.606	2	19.538	2:23.776	2	28.297	2:23.528	2	37.727	2:23.690	20	46.883	2:20.926
24	13.442	2:32.157	24	22.236	2:24.388	40	30.025	2:22.280	40	38.053	2:22.288	40	48.526	2:24.867
40	15.643	2:34.358	40	22.514	2:22.465	25	32.811	2:21.952	25	38.660	2:20.109	2	49.029	2:25.696
25	17.659	2:36.374	25	25.628	2:23.563	24	33.591	2:26.124	20	40.351	2:18.828	24	50.398	2:23.100
12	17.962	2:36.677	8	28.740	2:24.895	19	35.767	2:21.472	24	41.692	2:22.361	3	55.733	2:36.123
62	19.219	2:37.934	19	29.064	2:23.744	20	35.783	2:21.460	19	43.472	2:21.965	6	56.098	2:22.599
8	19.439	2:38.154	20	29.092	2:24.722	6	40.253	2:25.044	6	47.893	2:21.900	32	57.051	2:22.455
6	19.756	2:38.471	6	29.978	2:25.816	32	42.537	2:23.507	32	48.990	2:20.713	19	1:03.347	2:34.269
20	19.964	2:38.679	12	31.783	2:29.415	42	46.436	2:27.556	43	59.116	2:26.435	43	1:10.704	2:25.982
42	20.732	2:39.447	42	33.649	2:28.511	12	46.691	2:29.677	42	1:00.098	2:27.922	42	1:11.442	2:25.738
19	20.914	2:39.629	32	33.799	2:26.798	43	46.941	2:27.391	12	1:03.314	2:30.883	12	1:18.251	2:29.331
31	21.338	2:40.053	43	34.319	2:28.387	62	52.291	2:29.229	62	1:08.359	2:30.328	14	1:19.984	2:25.791
43	21.526	2:40.241	31	35.215	2:29.471	14	52.632	2:29.239	14	1:08.587	2:30.215	53	2 LAPS	2:18.227
14	22.110	2:40.825	62	37.831	2:34.206	30	53.559	2:29.744	30	1:09.195	2:29.896	30	1:23.127	2:28.326
32	22.595	2:41.310	14	38.162	2:31.646	49	57.068	2:31.467	49	1:14.847	2:32.039	62	1:23.887	2:29.922
30	23.066	2:41.781	30	38.584	2:31.112	31	1:04.920	2:44.474	53	2 LAPS	2:18.842	49	1:33.793	2:33.340
49	24.041	2:42.756	49	40.370	2:31.923	53	2 LAPS	8:01.059	31	1:19.676	2:29.016	31	1:35.130	2:29.848
4	34.091	2:52.806	4	1:04.010	2:45.513	4	1:32.823	2:43.582	4	2:03.622	2:45.059			

*Car 9 - transponder intermittent!
Weather/Track: Sun/Dry. Non-starters 1.16,36.

Fujifilm Touring Car Trophy 1970 - 2000

RACE 19 - LAP CHART - Silverstone - 20/21/22 July 2012

(contd.)

Lap 6			Lap 7			Lap 8			Lap 9			Lap 10		
No	Behind	Laptime	No	Behind	Laptime	No	Behind	Laptime	No	Behind	Laptime	No	Behind	Laptime
23		2:14.701	23		2:14.568	23		2:14.387	23		2:14.737			
11	4.740	2:16.440	11	6.877	2:16.705	11	9.324	2:16.834	11	11.861	2:17.274			
4	1 LAP	2:42.839	84	23.922	2:20.014	84	28.772	2:19.237	6	1 LAP	3:29.688P			
84	18.476	2:18.759	97	24.126	2:19.998	97	29.119	2:19.380	84	32.766	2:18.731			
97	18.696	2:18.643	77	28.214	2:19.380	77	29.565	2:15.738	77	33.023	2:18.195			
15	22.999	2:20.428	15	28.626	2:20.195	15	35.636	2:21.397	97	33.357	2:18.975			
77	23.402	2:17.908	10	37.005	2:20.524	5	42.565	2:19.772	15	42.749	2:21.850			
10	31.049	2:18.956	5	37.180	2:19.635	31	1 LAP	3:18.660P	5	46.351	2:18.523			
5	32.113	2:18.399	79	43.605	2:19.429	10	46.504	2:23.886	10	53.695	2:21.928			
9	35.855	2:22.332	68	45.428	2:22.334	68	52.779	2:21.738	68	59.617	2:21.575			
68	37.662	2:21.832	4	1 LAP	2:44.846	79	54.388	2:25.170	79	1:00.179	2:20.528			
79	38.744	2:18.722	20	55.413	2:18.221	20	59.176	2:18.150	20	1:02.771	2:18.332			
28	51.449	2:23.245	25	57.408	2:19.161	25	1:02.536	2:19.515	25	1:06.862	2:19.063			
20	51.760	2:19.578	28	58.331	2:21.450	28	1:03.614	2:19.670	28	1:08.018	2:19.141			
25	52.815	2:21.328	40	1:03.692	2:22.345	40	1:11.347	2:22.042	24	1:20.074	2:23.211			
40	55.915	2:22.090	24	1:04.646	2:21.481	24	1:11.600	2:21.341	32	1:28.036	2:20.777			
24	57.733	2:22.036	2	1:10.145	2:26.168	4	1 LAP	2:42.766	2	1:33.609	2:26.515			
2	58.545	2:24.217	6	1:11.980	2:21.093	2	1:21.831	2:26.073	3	1:35.459	2:25.109			
6	1:05.455	2:24.058	32	1:13.053	2:20.918	32	1:21.996	2:23.330	53	2 LAPS	2:18.240			
3	1:06.395	2:25.363	3	1:14.957	2:23.130	3	1:25.087	2:24.517	19	1:37.805	2:25.474			
32	1:06.703	2:24.353	19	1:18.553	2:22.066	19	1:27.068	2:22.902	4	1 LAP	2:42.739			
19	1:11.055	2:22.409	53	2 LAPS	2:17.717	53	2 LAPS	2:18.494	40	1:49.930	2:53.320			
43	1:21.195	2:25.192	43	1:32.802	2:26.175	43	1:43.893	2:25.478	43	1:58.237	2:29.081			
42	1:24.722	2:27.981	42	1:38.152	2:27.998	42	1:50.970	2:27.205	14	2:01.106	2:24.386			
53	2 LAPS	2:19.157	14	1:40.199	2:23.354	14	1:51.457	2:25.645	42	2:03.009	2:26.776			
14	1:31.413	2:26.130	12	1:46.899	2:28.166	12	2:00.881	2:28.369	12	2:12.115	2:25.971			
12	1:33.301	2:29.751	30	1:49.615	2:28.193	62	2:01.647	2:25.610	62	2:12.847	2:25.937			
62	1:35.457	2:26.271	62	1:50.424	2:29.535	30	2:02.489	2:27.261	30	2:14.192	2:26.440			
30	1:35.990	2:27.564												
31	1:56.041	2:35.612												
49	2:14.814	2:55.722P												

*Car 9 - transponder intermittent!
Weather/Track: Sun/Dry. Non-starters 1.16,36.