



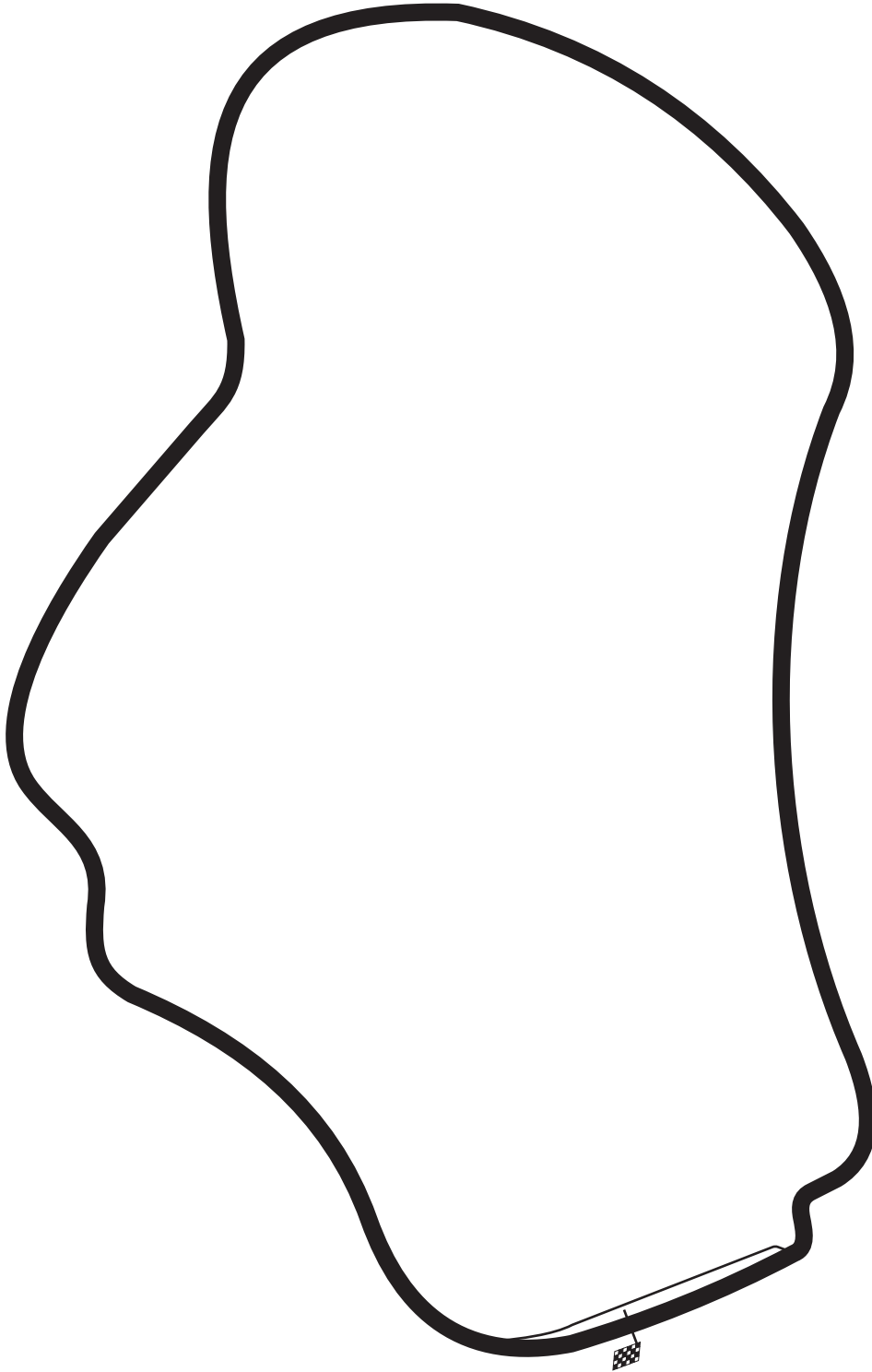
# **Thrupton Easter Revival Meeting**

30/31 March 2013



Timing and Results by MST SYSTEMS Ltd  
[www.mstworld.com](http://www.mstworld.com)

# THRUXTON CIRCUIT



Circuit Length: 2.356 Miles

**HSCC Super Touring Cars**  
**RACE 5 - QUALIFYING - Thruxton 30/31 March 2013**

POS	NO	CL	DRIVER	NAT	CAR	TIME	LAPS	GAP	MPH
1	70	A	Stewart WHYTE		Honda Accord	1:19.995	8		106.02
2	23	A	Derek PALMER		Nissan Primera	1:20.221	15	0.226	105.72
3	77	A	David JARMAN		Nissan Primera	1:21.028	9	1.033	104.67
4	10	INV	David CUFF		BMW E30 DTM	1:21.697	8	1.702	103.81
5	2	INV	Neil SMITH**		Alfa Romeo 156	1:23.018	13	3.023	102.16
6	4	INV	Stephen DYMOKE		Alfa Romeo 156	1:26.224	13	6.229	98.36
7	19	D	Graham WAIT		Ford Sierra	1:26.640	10	6.645	97.89
8	5	D	Simon GARRAD		Ford Sierra RS500	1:26.670	11	6.675	97.86
9	44	F	Mark SMITH		BMW E3 M3	1:28.181	3	8.186	96.18
10	82	INV	Peter HALLFORD		Ford Mustang	1:29.141	7	9.146	95.14

**Car 2 requires working transponder to race, MSA reg. Q12.2.1 refers.**

**Weather/Track: Cloud/Dry**

**These results are provisional until the conclusion of any judicial and technical matters.**

Thruxton

Circuit Length = 2.3560 miles.

Start: 12:15 End: 12:35

Clerk of the Course:		Timekeeper:
----------------------	--	-------------

## HSCC Super Touring Cars

### RACE 5 - QUALIFYING LAP ANALYSIS - Thruxton 30/31 March 2013

<b>2</b>	<b>Neil SMITH**</b>	Alfa Romeo 156
1 - 7:16.921	6 - 1:24.490	11 - <b>1:23.018</b>
2 - 1:31.739	7 - 1:23.250	12 - 1:23.487
3 - 1:26.553	8 - 1:23.435	13 - 2:52.142P
4 - 1:35.815	9 - 1:23.833	
5 - 1:25.208	10 - 1:24.194	
<b>4</b>	<b>Stephen DYMOKE</b>	Alfa Romeo 156
1 - 7:24.482	6 - 1:28.394	11 - 1:27.948
2 - 1:36.233	7 - 1:29.539	12 - 1:26.582
3 - 1:33.377	8 - 1:28.014	13 - <b>1:26.224</b>
4 - 1:31.905	9 - 1:32.531	
5 - 1:29.547	10 - 1:27.540	
<b>5</b>	<b>Simon GARRAD</b>	Ford Sierra RS500
1 - 7:30.486	6 - <b>1:26.670</b>	11 - 1:40.576P
2 - 1:30.406	7 - 1:27.503	
3 - 1:28.106	8 - 1:26.930	
4 - 1:28.244	9 - 5:14.809P	
5 - 1:27.481	10 - 1:35.011	
<b>10</b>	<b>David CUFF</b>	BMW E30 DTM
1 - 7:42.266	6 - 1:22.614	
2 - 1:34.345	7 - 1:22.687	
3 - 1:25.364	8 - <b>1:21.697</b>	
4 - 1:25.087		
5 - 1:41.138		
<b>19</b>	<b>Graham WAIT</b>	Ford Sierra
1 - X:00.000	6 - 1:31.344	
2 - 1:42.867	7 - 1:31.520	
3 - 1:31.776	8 - 1:29.167	
4 - <b>1:26.640</b>	9 - 2:49.074P	
5 - 1:27.556	10 - 2:06.247P	
<b>23</b>	<b>Derek PALMER</b>	Nissan Primera
1 - 6:51.407	6 - 1:21.215	11 - 1:20.841
2 - 1:26.521	7 - 1:21.997	12 - 1:20.976
3 - 1:22.410	8 - 1:23.713	13 - 1:24.344
4 - 1:22.472	9 - 1:21.169	14 - <b>1:20.221</b>
5 - 1:21.828	10 - 1:25.523	15 - 1:22.198

Car 2 requires working transponder to race, MSA reg. Q12.2.1 refers.  
Weather/Track: Cloud/Dry

Thruxton  
Circuit Length = 2.3560 miles.  
Start: 12:15 End: 12:35

# HSCC Super Touring Cars

## RACE 5 - QUALIFYING LAP ANALYSIS - Thruxton 30/31 March 2013

(contd.)


<b>44</b>	<b>Mark SMITH</b>	BMW E3 M3
1 - 7:36.124 2 - 1:30.788 3 - <b>1:28.181</b>		
<b>70</b>	<b>Stewart WHYTE</b>	Honda Accord
1 - 7:13.275    6 - <b>1:19.995</b> 2 - 1:29.306    7 - 1:34.137 3 - 1:24.460    8 - 1:23.444 4 - 1:22.206 5 - 1:21.746		
<b>77</b>	<b>David JARMAN</b>	Nissan Primera
1 - 7:34.488    6 - 1:23.702 2 - 1:31.478    7 - 1:22.225 3 - 1:25.561    8 - <b>1:21.028</b> 4 - 1:26.069    9 - 1:21.538 5 - 1:24.438		
<b>82</b>	<b>Peter HALLFORD</b>	Ford Mustang
1 - 7:24.721    6 - 1:29.359 2 - 1:34.083    7 - 3:59.615P 3 - 1:30.834 4 - 1:32.195 5 - <b>1:29.141</b>		

Car 2 requires working transponder to race, MSA reg. Q12.2.1 refers.  
Weather/Track: Cloud/Dry

**HSCC Super Touring Cars**  
**RACE 5 - GRID - Thruxton 30/31 March 2013**

ROW 5	44 SMITH	82 HALLFORD
ROW 4	19 WAIT	5 GARRAD
ROW 3	2 SMITH**	4 DYMOKE
ROW 2	77 JARMAN	10 CUFF
ROW 1	70 WHYTE	23 PALMER

**POLE**



**Car 2 requires working transponder to race, MSA reg. Q12.2.1 refers.**

**Weather/Track: Cloud/Dry**

**These results are provisional until the conclusion of any judicial and technical matters.**

Thruxton

Circuit Length = 2.3560 miles.

Start: 12:15 End: 12:35

Clerk of the Course:

Timekeeper:

# HSCC Super Touring Cars

## RACE 5 - CLASSIFICATION - Thruxton 30/31 March 2013

POS	NO	CL	DRIVER	NAT	CAR	TIME	LAPS	GAP	MPH	BEST
1	70	A	Stewart WHYTE		Honda Accord	20:11.203	15		105.03	1:19.152
2	23	A	Derek PALMER		Nissan Primera	20:29.912	15	18.709	103.44	1:20.574
3	2	INV	Neil SMITH		Alfa Romeo 156	21:28.745	15	1:17.542	98.71	1:24.281
4	19	D	Graham WAIT		Ford Sierra	20:33.535	14	1 LAP	96.26	1:25.662
5	10	INV	Mark SMITH		BMW E30 DTM	20:39.252	14	1 LAP	95.81	1:24.844
6	4	INV	Stephen DYMOKE		Alfa Romeo 156	20:45.802	14	1 LAP	95.31	1:24.999
7	82	INV	Peter HALLFORD		Ford Mustang	21:22.697	14	1 LAP	92.57	1:29.955

### NOT CLASSIFIED

5	D	Simon GARRAD		Ford Sierra RS500	11:44.720	8	D.N.F.	96.28	1:26.514
---	---	--------------	--	-------------------	-----------	---	--------	-------	----------

### FASTEST LAP

70	A	Stewart WHYTE		Honda Accord	1:19.152	3	107.15mph	172.45kph
2	INV	Neil SMITH		Alfa Romeo 156	1:24.281	4	100.63mph	161.95kph
19	D	Graham WAIT		Ford Sierra	1:25.662	6	99.01mph	159.34kph

Weather/Track: Cloud/Dry

These results are provisional until the conclusion of any judicial and technical matters.

Thruxton

Circuit Length = 2.3560 miles.

Start: 16:38 End: 16:58

Clerk of the Course:

Timekeeper:

## HSCC Super Touring Cars

### RACE 5 - LAP ANALYSIS - Thruxton 30/31 March 2013

<b>2</b>	<b>Neil SMITH</b>	Alfa Romeo 156
1 - 1:32.671	6 - 1:24.360	11 - 1:26.235
2 - 1:28.076	7 - 1:24.516	12 - 1:24.978
3 - 1:26.420	8 - 1:24.851	13 - 1:25.174
4 - <b>1:24.281</b>	9 - 1:25.136	14 - 1:25.045
5 - 1:25.009	10 - 1:26.549	15 - 1:25.444
<b>4</b>	<b>Stephen DYMOKE</b>	Alfa Romeo 156
1 - 1:35.128	6 - 1:29.095	11 - 1:26.641
2 - 1:31.590	7 - 1:28.267	12 - 1:25.322
3 - 1:29.663	8 - 1:28.215	13 - <b>1:24.999</b>
4 - 1:29.309	9 - 1:29.141	14 - 1:30.439
5 - 1:31.525	10 - 1:26.468	
<b>5</b>	<b>Simon GARRAD</b>	Ford Sierra RS500
1 - 1:32.209	6 - 1:28.329	
2 - 1:27.893	7 - 1:28.194	
3 - <b>1:26.514</b>	8 - 1:27.699	
4 - 1:26.528		
5 - 1:27.354		
<b>10</b>	<b>Mark SMITH</b>	BMW E30 DTM
1 - 1:51.189	6 - 1:27.390	11 - 1:26.036
2 - 1:29.661	7 - 1:26.329	12 - 1:26.677
3 - 1:28.862	8 - 1:25.624	13 - <b>1:24.844</b>
4 - 1:27.903	9 - 1:25.503	14 - 1:25.260
5 - 1:27.645	10 - 1:26.329	
<b>19</b>	<b>Graham WAIT</b>	Ford Sierra
1 - 1:31.656	6 - <b>1:25.662</b>	11 - 1:29.808
2 - 1:26.341	7 - 1:26.712	12 - 1:27.841
3 - 1:26.788	8 - 1:27.448	13 - 1:32.893
4 - 1:25.704	9 - 1:27.552	14 - 1:29.678
5 - 1:26.649	10 - 1:28.803	
<b>23</b>	<b>Derek PALMER</b>	Nissan Primera
1 - 1:26.435	6 - 1:21.160	11 - 1:20.788
2 - 1:21.547	7 - 1:21.546	12 - 1:22.208
3 - 1:21.104	8 - 1:21.517	13 - 1:23.073
4 - 1:21.689	9 - 1:21.630	14 - <b>1:20.574</b>
5 - 1:21.922	10 - 1:22.636	15 - 1:22.083

Weather/Track: Cloud/Dry

www.mstworld.com

Page 1 of 2

Thruxton  
Circuit Length = 2.3560 miles.  
Start: 16:38 End: 16:58

Printed - 17:02 Saturday, 30 March 2013



# HSCC Super Touring Cars

## RACE 5 - LAP ANALYSIS - Thruxton 30/31 March 2013

(contd.)

<b>44</b>	Mark SMITH	BMW E3 M3
<b>70</b>	Stewart WHYTE	Honda Accord
1 - 1:25.403    6 - 1:20.420    11 - 1:20.891 2 - 1:19.965    7 - 1:20.282    12 - 1:20.613 3 - <b>1:19.152</b> 8 - 1:20.807    13 - 1:21.573 4 - 1:19.752    9 - 1:20.531    14 - 1:20.649 5 - 1:19.340    10 - 1:20.932    15 - 1:20.893		
<b>77</b>	David JARMAN	Nissan Primera
<b>82</b>	Peter HALLFORD	Ford Mustang
1 - 1:39.744    6 - 1:30.880    11 - 1:31.315 2 - 1:32.134    7 - 1:30.434    12 - 1:30.488 3 - 1:31.001    8 - 1:31.491    13 - <b>1:29.955</b> 4 - 1:31.603    9 - 1:30.725    14 - 1:30.598 5 - 1:30.405    10 - 1:31.924		

Weather/Track: Cloud/Dry

[www.mstworld.com](http://www.mstworld.com)

Page 2 of 2

Thruxton  
Circuit Length = 2.3560 miles.  
Start: 16:38    End: 16:58

Printed - 17:02 Saturday, 30 March 2013

**HSCC Super Touring Cars**  
**RACE 5 - LAP CHART - Thruxton 30/31 March 2013**

Lap 1			Lap 2			Lap 3			Lap 4			Lap 5		
No	Behind	Laptime	No	Behind	Laptime	No	Behind	Laptime	No	Behind	Laptime	No	Behind	Laptime
70		1:25.403	70		1:19.965	70		1:19.152	70		1:19.752	70		1:19.340
23	1.032	1:26.435	23	2.614	1:21.547	23	4.566	1:21.104	23	6.503	1:21.689	23	9.085	1:21.922
19	6.253	1:31.656	19	12.629	1:26.341	19	20.265	1:26.788	19	26.217	1:25.704	2	32.845	1:25.009
5	6.806	1:32.209	5	14.734	1:27.893	5	22.096	1:26.514	2	27.176	1:24.281	19	33.526	1:26.649
2	7.268	1:32.671	2	15.379	1:28.076	2	22.647	1:26.420	5	28.872	1:26.528	5	36.886	1:27.354
4	9.725	1:35.128	4	21.350	1:31.590	4	31.861	1:29.663	4	41.418	1:29.309	4	53.603	1:31.525
82	14.341	1:39.744	82	26.510	1:32.134	82	38.359	1:31.001	82	50.210	1:31.603	82	1:01.275	1:30.405
10	25.786	1:51.189	10	35.482	1:29.661	10	45.192	1:28.862	10	53.343	1:27.903	10	1:01.648	1:27.645

Weather/Track: Cloud/Dry

www.mstworld.com

Page 1 of 3

Thruxton  
Circuit Length = 2.3560 miles.  
Start: 16:38 End: 16:58

Printed - 17:02 Saturday, 30 March 2013

**HSCC Super Touring Cars**  
**RACE 5 - LAP CHART - Thruxton 30/31 March 2013**  
 (contd.)

Lap 6			Lap 7			Lap 8			Lap 9			Lap 10		
No	Behind	Laptime	No	Behind	Laptime	No	Behind	Laptime	No	Behind	Laptime	No	Behind	Laptime
70		1:20.420	70		1:20.282	70		1:20.807	70		1:20.531	70		1:20.932
23	9.825	1:21.160	23	11.089	1:21.546	82	1 LAP	1:30.434	82	1 LAP	1:31.491	10	1 LAP	1:25.503
2	36.785	1:24.360	2	41.019	1:24.516	23	11.799	1:21.517	23	12.898	1:21.630	4	1 LAP	1:29.141
19	38.768	1:25.662	19	45.198	1:26.712	2	45.063	1:24.851	2	49.668	1:25.136	23	14.602	1:22.636
5	44.795	1:28.329	5	52.707	1:28.194	19	51.839	1:27.448	19	58.860	1:27.552	82	1 LAP	1:30.725
4	1:02.278	1:29.095	4	1:10.263	1:28.267	5	59.599	1:27.699				2	55.285	1:26.549
10	1:08.618	1:27.390	10	1:14.665	1:26.329	4	1:17.671	1:28.215				19	1:06.731	1:28.803
82	1:11.735	1:30.880				10	1:19.482	1:25.624						

Weather/Track: Cloud/Dry

Thruxton  
 Circuit Length = 2.3560 miles.  
 Start: 16:38 End: 16:58

**HSCC Super Touring Cars**  
**RACE 5 - LAP CHART - Thruxton 30/31 March 2013**  
 (contd.)

Lap 11			Lap 12			Lap 13			Lap 14			Lap 15		
No	Behind	Laptime	No	Behind	Laptime	No	Behind	Laptime	No	Behind	Laptime	No	Behind	Laptime
70		1:20.891	70		1:20.613	70		1:21.573	70		1:20.649	70		1:20.893
10	1 LAP	1:26.329	10	1 LAP	1:26.036	19	1 LAP	1:27.841	19	1 LAP	1:32.893	23	18.709	1:22.083
4	1 LAP	1:26.468	23	16.094	1:22.208	23	17.594	1:23.073	23	17.519	1:20.574	19	1 LAP	1:29.678
23	14.499	1:20.788	4	1 LAP	1:26.641	10	1 LAP	1:26.677	10	1 LAP	1:24.844	10	1 LAP	1:25.260
82	1 LAP	1:31.924	82	1 LAP	1:31.315	4	1 LAP	1:25.322	4	1 LAP	1:24.999	4	1 LAP	1:30.439
2	1:00.629	1:26.235	2	1:04.994	1:24.978	82	1 LAP	1:30.488	82	1 LAP	1:29.955	82	1 LAP	1:30.598
19	1:15.648	1:29.808				2	1:08.595	1:25.174	2	1:12.991	1:25.045	2	1:17.542	1:25.444

Weather/Track: Cloud/Dry

Thruxton  
 Circuit Length = 2.3560 miles.  
 Start: 16:38 End: 16:58

**HSCC Super Touring Cars**  
**RACE 8 - GRID - Thruxton 30/31 March 2013**

ROW  
5

77 | JARMAN

ROW  
4

82 | HALLFORD

5 | GARRAD

ROW  
3

10 | SMITH

4 | DYMOKE

ROW  
2

2 | SMITH


19 | WAIT

ROW  
1

70 | WHYTE

23 | PALMER

POLE



**Weather/Track: Cloud/Dry**

**These results are provisional until the conclusion of any judicial and technical matters.**

Thruxton

Circuit Length = 2.3560 miles.

Start: 16:38 End: 16:58

Clerk of the Course:

Timekeeper:

# HSCC Super Touring Cars

## RACE 8 - CLASSIFICATION - Thruxton 30/31 March 2013

POS	NO	CL	DRIVER	NAT	CAR	TIME	LAPS	GAP	MPH	BEST
1	70	A	Stewart WHYTE		Honda Accord	20:06.116	15		105.48	1:19.330
2	23	A	Derek PALMER		Nissan Primera	20:09.186	15	3.070	105.21	1:19.565
3	77	A	David JARMAN		Nissan Primera	20:36.838	15	30.722	102.86	1:20.826
4	2	INV	Neil SMITH		Alfa Romeo 156	21:05.475	15	59.359	100.53	1:23.023
5	19	D	Graham WAIT		Ford Sierra	20:35.374	14	1 LAP	96.11	1:24.412
6	4	INV	Stephen DYMOKE		Alfa Romeo 156	20:38.172	14	1 LAP	95.90	1:26.540
7	82	INV	Peter HALLFORD		Ford Mustang	21:20.481	14	1 LAP	92.73	1:29.543
NOT CLASSIFIED										
10	INV	Mark SMITH		BMW E30 DTM	8:42.816	6	D.N.F.	97.33	1:25.593	
FASTEST LAP										
70	A	Stewart WHYTE		Honda Accord	1:19.330	3	106.91mph	172.06kph		
2	INV	Neil SMITH		Alfa Romeo 156	1:23.023	8	102.16mph	164.41kph		
19	D	Graham WAIT		Ford Sierra	1:24.412	2	100.47mph	161.70kph		

Weather/Track: Sun/Dry

These results are provisional until the conclusion of any judicial and technical matters.

Thruxton

Circuit Length = 2.3560 miles.

Start: 14:21 End: 14:41

Clerk of the Course:

Timekeeper:

# HSCC Super Touring Cars

## RACE 8 - LAP ANALYSIS - Thruxton 30/31 March 2013

<b>2</b>	<b>Neil SMITH</b>	Alfa Romeo 156
1 - 1:29.190	6 - 1:23.392	11 - 1:23.052
2 - 1:25.744	7 - 1:23.144	12 - 1:23.416
3 - 1:25.554	8 - <b>1:23.023</b>	13 - 1:23.395
4 - 1:24.782	9 - 1:23.404	14 - 1:25.651
5 - 1:24.082	10 - 1:23.610	15 - 1:24.036
<b>4</b>	<b>Stephen DYMOKE</b>	Alfa Romeo 156
1 - 1:34.890	6 - 1:28.114	11 - 1:28.618
2 - 1:29.588	7 - 1:28.122	12 - 1:27.211
3 - 1:29.374	8 - 1:27.211	13 - <b>1:26.540</b>
4 - 1:28.666	9 - 1:26.871	14 - 1:26.650
5 - 1:28.128	10 - 1:28.189	
<b>10</b>	<b>Mark SMITH</b>	BMW E30 DTM
1 - 1:30.950	6 - 1:26.882	
2 - 1:26.810		
3 - <b>1:25.593</b>		
4 - 1:26.047		
5 - 1:26.534		
<b>19</b>	<b>Graham WAIT</b>	Ford Sierra
1 - 1:29.981	6 - 1:28.905	11 - 1:28.304
2 - <b>1:24.412</b>	7 - 1:29.694	12 - 1:28.648
3 - 1:25.440	8 - 1:27.245	13 - 1:27.335
4 - 1:33.128	9 - 1:26.780	14 - 1:27.722
5 - 1:31.811	10 - 1:25.969	
<b>23</b>	<b>Derek PALMER</b>	Nissan Primera
1 - 1:25.253	6 - 1:20.756	11 - 1:20.114
2 - 1:20.892	7 - 1:20.387	12 - 1:20.291
3 - 1:20.106	8 - 1:20.495	13 - 1:19.582
4 - 1:20.091	9 - 1:20.614	14 - <b>1:19.565</b>
5 - 1:20.198	10 - 1:20.340	15 - 1:20.502
<b>70</b>	<b>Stewart WHYTE</b>	Honda Accord
1 - 1:25.056	6 - 1:20.044	11 - 1:20.974
2 - 1:20.576	7 - 1:20.199	12 - 1:20.532
3 - <b>1:19.330</b>	8 - 1:20.036	13 - 1:20.039
4 - 1:19.761	9 - 1:20.050	14 - 1:19.684
5 - 1:19.737	10 - 1:20.028	15 - 1:20.070

Weather/Track: Sun/Dry

www.mstworld.com

Page 1 of 2

Thruxton  
Circuit Length = 2.3560 miles.  
Start: 14:21 End: 14:41

Printed - 14:44 Sunday, 31 March 2013

## HSCC Super Touring Cars

### RACE 8 - LAP ANALYSIS - Thruxton 30/31 March 2013

(contd.)

<b>77</b>	<b>David JARMAN</b>	Nissan Primera
1 - 1:31.963	6 - 1:21.795	11 - <b>1:20.826</b>
2 - 1:23.902	7 - 1:21.520	12 - 1:21.539
3 - 1:24.185	8 - 1:21.268	13 - 1:21.037
4 - 1:22.784	9 - 1:21.551	14 - 1:21.084
5 - 1:21.144	10 - 1:20.938	15 - 1:21.302
<b>82</b>	<b>Peter HALLFORD</b>	Ford Mustang
1 - 1:35.765	6 - 1:30.019	11 - 1:32.629
2 - 1:31.064	7 - 1:30.165	12 - 1:32.834
3 - 1:30.056	8 - 1:30.086	13 - 1:33.874
4 - <b>1:29.543</b>	9 - 1:30.938	14 - 1:33.214
5 - 1:29.648	10 - 1:30.646	

Weather/Track: Sun/Dry

[www.mstworld.com](http://www.mstworld.com)

Page 2 of 2

Thruxton  
Circuit Length = 2.3560 miles.  
Start: 14:21 End: 14:41

Printed - 14:44 Sunday, 31 March 2013



**HSCC Super Touring Cars**  
**RACE 8 - LAP CHART - Thruxton 30/31 March 2013**

Lap 1			Lap 2			Lap 3			Lap 4			Lap 5		
No	Behind	Laptime	No	Behind	Laptime	No	Behind	Laptime	No	Behind	Laptime	No	Behind	Laptime
70		1:25.056	70		1:20.576	70		1:19.330	70		1:19.761	70		1:19.737
23	0.197	1:25.253	23	0.513	1:20.892	23	1.289	1:20.106	23	1.619	1:20.091	23	2.080	1:20.198
2	4.134	1:29.190	19	8.761	1:24.412	19	14.871	1:25.440	77	18.111	1:22.784	77	19.518	1:21.144
19	4.925	1:29.981	2	9.302	1:25.744	77	15.088	1:24.185	2	20.547	1:24.782	2	24.892	1:24.082
10	5.894	1:30.950	77	10.233	1:23.902	2	15.526	1:25.554	10	24.677	1:26.047	10	31.474	1:26.534
77	6.907	1:31.963	10	12.128	1:26.810	10	18.391	1:25.593	19	28.238	1:33.128	19	40.312	1:31.811
4	9.834	1:34.890	4	18.846	1:29.588	4	28.890	1:29.374	4	37.795	1:28.666	4	46.186	1:28.128
82	10.709	1:35.765	82	21.197	1:31.064	82	31.923	1:30.056	82	41.705	1:29.543	82	51.616	1:29.648

Weather/Track: Sun/Dry

www.mstworld.com

Thruxton  
 Circuit Length = 2.3560 miles.  
 Start: 14:21 End: 14:41

# HSCC Super Touring Cars

## RACE 8 - LAP CHART - Thruxton 30/31 March 2013

(contd.)

Lap 6			Lap 7			Lap 8			Lap 9			Lap 10		
No	Behind	Laptime	No	Behind	Laptime	No	Behind	Laptime	No	Behind	Laptime	No	Behind	Laptime
70		1:20.044	70		1:20.199	70		1:20.036	70		1:20.050	70		1:20.028
23	2.792	1:20.756	23	2.980	1:20.387	23	3.439	1:20.495	82	1 LAP	1:30.086	23	4.315	1:20.340
77	21.269	1:21.795	77	22.590	1:21.520	77	23.822	1:21.268	23	4.003	1:20.614	82	1 LAP	1:30.938
2	28.240	1:23.392	2	31.185	1:23.144	2	34.172	1:23.023	77	25.323	1:21.551	77	26.233	1:20.938
10	38.312	1:26.882	19	58.668	1:29.694	19	1:05.877	1:27.245	2	37.526	1:23.404	2	41.108	1:23.610
19	49.173	1:28.905	4	1:02.179	1:28.122	4	1:09.354	1:27.211	19	1:12.607	1:26.780	19	1:18.548	1:25.969
4	54.256	1:28.114	82	1:11.557	1:30.165				4	1:16.175	1:26.871			
82	1:01.591	1:30.019												

Weather/Track: Sun/Dry

www.mstworld.com

Page 2 of 3

Thruxton  
Circuit Length = 2.3560 miles.  
Start: 14:21 End: 14:41

Printed - 14:44 Sunday, 31 March 2013

# HSCC Super Touring Cars

## RACE 8 - LAP CHART - Thruxton 30/31 March 2013

(contd.)

Lap 11			Lap 12			Lap 13			Lap 14			Lap 15		
No	Behind	Laptime	No	Behind	Laptime	No	Behind	Laptime	No	Behind	Laptime	No	Behind	Laptime
70		1:20.974	70		1:20.532	70		1:20.039	70		1:19.684	70		1:20.070
4	1 LAP	1:28.189	23	3.214	1:20.291	23	2.757	1:19.582	23	2.638	1:19.565	23	3.070	1:20.502
23	3.455	1:20.114	19	1 LAP	1:28.304	19	1 LAP	1:28.648	19	1 LAP	1:27.335	19	1 LAP	1:27.722
82	1 LAP	1:30.646	4	1 LAP	1:28.618	4	1 LAP	1:27.211	4	1 LAP	1:26.540	77	30.722	1:21.302
77	26.085	1:20.826	77	27.092	1:21.539	77	28.090	1:21.037	77	29.490	1:21.084	4	1 LAP	1:26.650
2	43.186	1:23.052	82	1 LAP	1:32.629	82	1 LAP	1:32.834	2	55.393	1:25.651	2	59.359	1:24.036
			2	46.070	1:23.416	2	49.426	1:23.395	82	1 LAP	1:33.874	82	1 LAP	1:33.214

Weather/Track: Sun/Dry

www.mstworld.com

Page 3 of 3

Thruxton  
Circuit Length = 2.3560 miles.  
Start: 14:21 End: 14:41

Printed - 14:44 Sunday, 31 March 2013