



HSCC SUPER TOURING CAR CHAMPIONSHIP

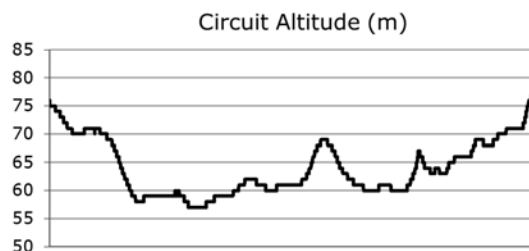
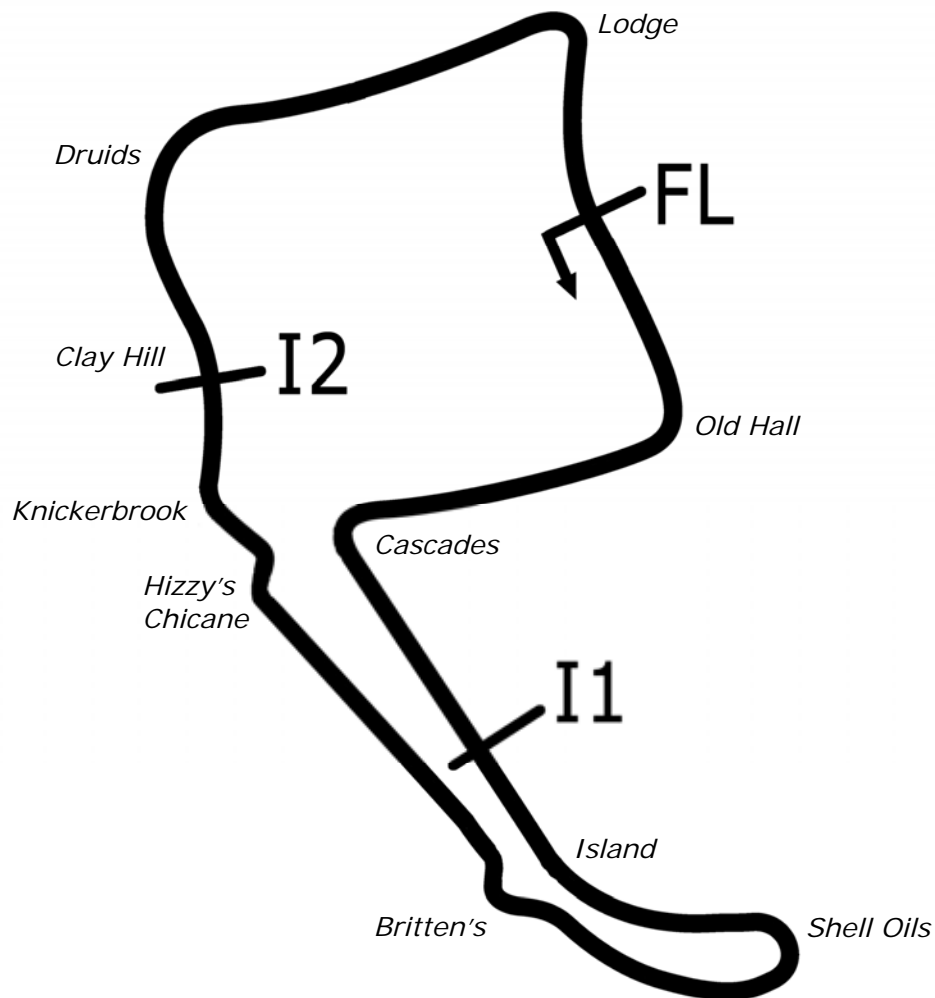
**Rounds 3 & 4
Oulton Park International**

7th / 8th June 2014



Results Provided by Timing Solutions Ltd
www.tsl-timing.com

Oulton Park International



Length	2.6920 miles	4332.4 m	
FL		53.17997 N	2.61294 W
I1	1163m	53.17248 N	2.61631 W
I2	3066m	53.17830 N	2.62040 W
Pit Entry	4314m	53.18011 N	2.61306 W
Pit Exit	180m after FL	53.17836 N	2.61232 W
Pit Entry–Pit Exit 199m, 11.9s @60kph, 8.9s @80kph			

All results available at www.tsl-timing.com

2014 HSCC Super Touring Car Championship

QUALIFYING - ROUND 3 - CLASSIFICATION

POS	NO	CL	PIC NAME	ENTRY	TIME	ON	LAPS	GAP	DIFF	MPH
1	98	ST1	1 John CLELAND	Vauxhall Vectra	1:57.280	1	2			82.63
2	3	ST1	2 James DODD	Honda Accord	1:57.729	2	3	0.449	0.449	82.31
3	2	ST1	3 Neil SMITH	Alfa Romeo 156	1:59.469	1	4	2.189	1.740	81.11
4	4	ST1	4 Graeme DODD	Nissan Primera	2:00.286	2	3	3.006	0.817	80.56
5	7	ST1	5 Paul SMITH	BMW ST	2:01.937	1	3	4.657	1.651	79.47
6	23	ST1	6 Derek PALMER	Nissan Primera	2:02.143	2	5	4.863	0.206	79.34
7	21	ST3	1 Max GOFF	BMW M3	2:02.565	1	2	5.285	0.422	79.07
8	37	ST1	7 Simon GARRAD	Renault Laguna	2:03.669	1	9	6.389	1.104	78.36
9	36	ST1	8 Keith BUTCHER	Nissan Primera Supertouring	2:05.081	1	4	7.801	1.412	77.48
10	24 *	ST1	9 Alvin POWELL	Ford Mondeo	2:05.401	1	11	8.121	0.320	77.28
11	12	ST1	10 Patrick WATTS	Peugeot 406	2:09.561	6	6	12.281	4.160	74.80
12	10	ST1	11 Daniel WHEELER	Nissan Primera	2:10.917	1	3	13.637	1.356	74.02
13	70	ST1	12 David JARMAN	Nissan Primera	2:11.088	1	6	13.808	0.171	73.92
14	66	GA2	1 Nick WHALE	BMW M3	2:11.437	2	4	14.157	0.349	73.73
15	66	GA2	2 Harry WHALE	BMW M3	2:11.459	6	6	14.179	0.022	73.72
16	27	ST2	1 Kingsley INGRAM	Mazda 323F	2:11.730	7	8	14.450	0.271	73.56
17	79	ST1	13 Mark JONES	Renault Laguna	2:11.952	1	6	14.672	0.222	73.44
18	60	GA3	1 Mark WRIGHT	Ford Escort RS1800 MKII	2:12.201	1	4	14.921	0.249	73.30
19	8	ST2	2 Darren FIELDING	BMW ST	2:13.173	10	10	15.893	0.972	72.77
20	55	ST2	3 Tom ANDREW	Alfa Romeo 155	2:14.010	10	10	16.730	0.837	72.31
21	11	ST4	1 Steve DYMOKE	Alfa Romeo 156	2:15.530	1	4	18.250	1.520	71.50
22	14	ST1	14 Richard WOOD	Honda Accord	2:16.234	1	3	18.954	0.704	71.13
23	67	ST2	4 Tony ABSOLOM	Vauxhall Cavalier	2:18.309	10	11	21.029	2.075	70.06
24	17	GA2	3 Mark SMITH	BMW M3	2:19.600	1	2	22.320	1.291	69.42
25	1	ST1	15 Stewart WHYTE	Honda Accord	2:22.001	1	2	24.721	2.401	68.24
26	31	ST2	5 Roger LAVENDER	BMW ST			0			

Car 24 - transponder not working, please fix before the race.

Weather / Track : Drizzle / Damp

These results are provisional until the conclusion of any judicial and technical matters.

Oulton Park International
Circuit Length = 2.6920 miles
Start: 10:51 Flag 11:28 End: 11:30

Clerk Of Course :	Timekeeper :
-------------------	--------------

2014 HSCC Super Touring Car Championship

QUALIFYING - ROUND 3 - SECTOR ANALYSIS

SECTOR 1 = FL to I1, SECTOR 2 = I1 to I2, SECTOR 3 = I2 to FL, DIFF = Difference To Personal Best Lap

P1		98 ST1		John CLELAND		Vauxhall Vectra					
LAP	SECTOR 1		SECTOR 2		SECTOR 3		LAP TIME	MPH	DIFF	TIME OF DAY	
1 -	28.907	115.1	56.262	98.9	32.111	106.1	1:57.280 (1)	82.63		10:55:40.825	
2 -	28.808	114.1	2:04.196	39.2	IN PIT		3:53.846 P	41.44	1:56.566	10:59:34.671	

P2		3 ST1		James DODD		Honda Accord					
LAP	SECTOR 1		SECTOR 2		SECTOR 3		LAP TIME	MPH	DIFF	TIME OF DAY	
1 -	28.894	113.3	57.323	98.5	32.380	107.0	1:58.597 (2)	81.71	0.868	10:55:36.379	
2 -	28.812	114.1	56.225	99.5	32.692	105.8	1:57.729 (1)	82.31		10:57:34.108	
3 -	33.538	86.7	1:10.694	82.3	IN PIT		2:28.558 P	65.23	30.829	11:00:02.666	

P3		2 ST1		Neil SMITH		Alfa Romeo 156					
LAP	SECTOR 1		SECTOR 2		SECTOR 3		LAP TIME	MPH	DIFF	TIME OF DAY	
1 -	28.934	114.5	57.429	99.2	33.106	107.2	1:59.469 (1)	81.11		10:55:41.178	
2 -	28.971	113.7	1:05.049	95.4	37.385	104.0	2:11.405 (2)	73.75	11.936	10:57:52.583	
3 -	32.917	98.1	1:10.460	63.8	IN PIT		2:32.358 P	63.60	32.889	11:00:24.941	
4 -	OUTLAP	105.6	1:12.667	87.9	IN PIT		15:39.613 P	10.31	13:40.144	11:16:04.554	

P4		4 ST1		Graeme DODD		Nissan Primera					
LAP	SECTOR 1		SECTOR 2		SECTOR 3		LAP TIME	MPH	DIFF	TIME OF DAY	
1 -	30.968	108.2	1:00.247	97.2	33.432	103.4	2:04.647 (2)	77.74	4.361	10:56:16.982	
2 -	29.537	113.3	57.700	98.5	33.049	103.5	2:00.286 (1)	80.56		10:58:17.268	
3 -	30.769	111.1	1:02.521	93.0	IN PIT		2:18.342 P	70.05	18.056	11:00:35.610	

P5		7 ST1		Paul SMITH		BMW ST					
LAP	SECTOR 1		SECTOR 2		SECTOR 3		LAP TIME	MPH	DIFF	TIME OF DAY	
1 -	30.006	108.4	58.205	96.4	33.726	103.7	2:01.937 (1)	79.47		10:55:36.946	
2 -	29.324	111.2	57.501	97.3	55.382	76.2	2:22.207 (3)	68.14	20.270	10:57:59.153	
3 -	32.540	107.8	1:03.287	89.9	35.688	100.9	2:11.515 (2)	73.68	9.578	11:00:10.668	

P6		23 ST1		Derek PALMER		Nissan Primera					
LAP	SECTOR 1		SECTOR 2		SECTOR 3		LAP TIME	MPH	DIFF	TIME OF DAY	
1 -	31.246	112.2	59.246	102.2	33.302	108.4	2:03.794 (2)	78.28	1.651	10:56:08.586	
2 -	30.195	114.1	58.279	101.5	33.669	105.8	2:02.143 (1)	79.34		10:58:10.729	
3 -	31.017	113.5	1:01.422	97.9	IN PIT		2:16.000 P	71.25	13.857	11:00:26.729	
4 -	OUTLAP	113.1	1:02.463	99.1	34.370	108.0	4:13.686	38.20	2:11.543	11:04:40.415	
5 -	OUTLAP	112.0	1:06.387	85.8	IN PIT		11:40.119 P	13.84	9:37.976	11:16:20.534	

P7		21 ST3		Max GOFF		BMW M3					
LAP	SECTOR 1		SECTOR 2		SECTOR 3		LAP TIME	MPH	DIFF	TIME OF DAY	
1 -	30.355	108.4	58.791	93.8	33.419	100.4	2:02.565 (1)	79.07		10:55:46.873	
2 -	30.120	107.5	58.917	93.9	IN PIT		2:09.903 P	74.60	7.338	10:57:56.776	

P8		37 ST1		Simon GARRAD		Renault Laguna					
LAP	SECTOR 1		SECTOR 2		SECTOR 3		LAP TIME	MPH	DIFF	TIME OF DAY	
1 -	31.227	110.1	58.879	100.0	33.563	103.8	2:03.669 (1)	78.36		10:58:21.056	
2 -	30.191	113.5	1:04.831	92.3	36.398	101.5	2:11.420 (3)	73.74	7.751	11:00:32.476	
3 -	32.145	111.1	1:11.884	93.3	36.216	96.8	2:20.245	69.10	16.576	11:02:52.721	
4 -	OUTLAP	103.4	1:06.475	88.8	36.041	103.4	13:21.815	12.08	11:18.146	11:16:14.536	
5 -	31.814	111.6	1:03.843	95.0	36.596	101.3	2:12.253	73.27	8.584	11:18:26.789	
6 -	31.399	111.4	1:07.912	88.8	36.687	103.2	2:15.998	71.26	12.329	11:20:42.787	
7 -	31.740	107.0	1:05.380	95.5	36.056	101.2	2:13.176	72.77	9.507	11:22:55.963	
8 -	31.529	112.5	1:03.068	95.3	35.994	103.4	2:10.591 (2)	74.21	6.922	11:25:06.554	
9 -	37.912	77.7	1:15.362	78.4	IN PIT		2:42.472 P	59.64	38.803	11:27:49.026	

Weather / Track : Drizzle / Damp

Oulton Park International
Circuit Length = 2.6920 miles
Start: 10:51 Flag 11:28 End: 11:30

2014 HSCC Super Touring Car Championship

QUALIFYING - ROUND 3 - SECTOR ANALYSIS

SECTOR 1 = FL to I1, SECTOR 2 = I1 to I2, SECTOR 3 = I2 to FL, DIFF = Difference To Personal Best Lap

P9		36 ST1		Keith BUTCHER		Nissan Primera Supertouring				
LAP	SECTOR 1		SECTOR 2		SECTOR 3		LAP TIME	MPH	DIFF	TIME OF DAY
1 -	31.302	112.9	59.599	97.9	34.180	106.5	2:05.081 (1)	77.48		10:58:13.411
2 -	32.545	110.5	1:03.027	91.5	37.877	103.8	2:13.449 (2)	72.62	8.368	11:00:26.860
3 -	35.664	82.6	1:20.915	63.9	IN PIT		2:49.806 P	57.07	44.725	11:03:16.666
4 -	OUTLAP	105.5	1:14.717	74.4	IN PIT		13:33.353 P	11.91	11:28.272	11:16:50.019

P10		24 ST1		Alvin POWELL		Ford Mondeo				
LAP	SECTOR 1		SECTOR 2		SECTOR 3		LAP TIME	MPH	DIFF	TIME OF DAY
1 -							2:05.401 (1)	77.28		10:57:00.516
2 -							2:11.230	73.84	5.829	10:59:11.746
3 -							2:10.529	74.24	5.128	11:01:22.275
4 -							2:21.371	68.55	15.970	11:03:43.646
5 -							12:49.098	12.60	10:43.697	11:16:32.744
6 -							2:13.449	72.62	8.048	11:18:46.193
7 -							2:10.870	74.05	5.469	11:20:57.063
8 -							2:10.474	74.27	5.073	11:23:07.537
9 -							2:08.871 (3)	75.20	3.470	11:25:16.408
10 -							2:10.686	74.15	5.285	11:27:27.094
11 -							2:08.429 (2)	75.46	3.028	11:29:35.523

P11		12 ST1		Patrick WATTS		Peugeot 406				
LAP	SECTOR 1		SECTOR 2		SECTOR 3		LAP TIME	MPH	DIFF	TIME OF DAY
1 -	34.277	92.8	1:06.173	89.7	36.584	102.7	2:17.034	70.72	7.473	11:18:33.411
2 -	32.809	108.4	1:03.966	95.0	35.450	104.8	2:12.225	73.29	2.664	11:20:45.636
3 -	32.679	110.3	1:03.945	95.5	35.365	103.7	2:11.989 (3)	73.42	2.428	11:22:57.625
4 -	31.913	111.2	1:03.419	96.8	34.988	104.5	2:10.320 (2)	74.36	0.759	11:25:07.945
5 -	52.721	90.8	1:05.386	92.8	36.455	103.7	2:34.562	62.70	25.001	11:27:42.507
6 -	32.374	108.2	1:02.741	96.6	34.446	104.2	2:09.561 (1)	74.80		11:29:52.068

P12		10 ST1		Daniel WHEELER		Nissan Primera				
LAP	SECTOR 1		SECTOR 2		SECTOR 3		LAP TIME	MPH	DIFF	TIME OF DAY
1 -	32.489	109.2	1:03.420	89.4	35.008	101.3	2:10.917 (1)	74.02		10:58:45.357
2 -	32.899	107.5	1:06.876	81.8	IN PIT		2:28.693 P	65.17	17.776	11:01:14.050
3 -	OUTLAP	96.1	1:16.416	82.1	IN PIT		16:18.760 P	9.90	14:07.843	11:17:32.810

P13		70 ST1		David JARMAN		Nissan Primera				
LAP	SECTOR 1		SECTOR 2		SECTOR 3		LAP TIME	MPH	DIFF	TIME OF DAY
1 -				92.5	34.821	101.6	2:11.088 (1)	73.92		10:58:44.377
2 -	33.518	108.9	1:05.790	85.3	IN PIT		2:26.519 P	66.14	15.431	11:01:10.896
3 -	OUTLAP			79.7	39.417	93.8	22:11.343	7.27	20:00.255	11:23:22.239
4 -	36.081	93.5	1:11.546	85.1	38.972	89.8	2:26.599	66.10	15.511	11:25:48.838
5 -				88.5	38.158	98.1	2:23.402 (3)	67.58	12.314	11:28:12.240
6 -				88.6	37.515	96.1	2:20.269 (2)	69.09	9.181	11:30:32.509

P14		66 GA2		Nick WHALE		BMW M3				
LAP	SECTOR 1		SECTOR 2		SECTOR 3		LAP TIME	MPH	DIFF	TIME OF DAY
1 -	32.805	106.1	1:04.193	94.9	36.009	101.9	2:13.007 (2)	72.86	1.570	10:56:16.213
2 -	32.502	103.2	1:03.301	94.1	35.634	100.6	2:11.437 (1)	73.73		10:58:27.650
3 -	32.627	107.7	1:05.413	89.3	37.631	96.9	2:15.671 (3)	71.43	4.234	11:00:43.321
4 -	32.984	104.6	1:08.542	82.4	IN PIT		2:26.666 P	66.07	15.229	11:03:09.987

P15		66 GA2		Harry WHALE		BMW M3				
LAP	SECTOR 1		SECTOR 2		SECTOR 3		LAP TIME	MPH	DIFF	TIME OF DAY
1 -	33.735	103.2	1:05.719	85.4	37.248	96.0	2:16.702	70.89	5.243	11:18:26.584
2 -	33.060	106.3	1:07.604	85.5	37.706	96.1	2:18.370	70.03	6.911	11:20:44.954
3 -	33.884	103.8	1:05.661	89.3	36.691	97.2	2:16.236	71.13	4.777	11:23:01.190
4 -	32.398	107.0	1:04.845	89.0	35.957	99.4	2:13.200 (2)	72.75	1.741	11:25:14.390

Weather / Track : Drizzle / Damp

Oulton Park International
Circuit Length = 2.6920 miles
Start: 10:51 Flag 11:28 End: 11:30

2014 HSCC Super Touring Car Championship

QUALIFYING - ROUND 3 - SECTOR ANALYSIS

SECTOR 1 = FL to I1, SECTOR 2 = I1 to I2, SECTOR 3 = I2 to FL, DIFF = Difference To Personal Best Lap

5 - **32.127** 104.5 1:04.597 88.3 37.369 96.9 2:14.093 (3) 72.27 2.634 11:27:28.483
 6 - 32.369 **108.0** 1:03.748 **90.5** **35.342** 98.9 **2:11.459 (1)** **73.72** **11:29:39.942**

P16		27	ST2	Kingsley INGRAM			Mazda 323F				
LAP	SECTOR 1		SECTOR 2		SECTOR 3		LAP TIME	MPH	DIFF	TIME OF DAY	
1 -	33.373	103.2	1:06.433	89.8	38.025	102.2	2:17.831	70.31	6.101	10:59:21.959	
2 -	32.728	105.3	1:04.442	92.3	37.293	100.3	2:14.463 (3)	72.07	2.733	11:01:36.422	
3 -	32.470	105.6	1:05.418	94.2	36.091	101.5	2:13.979 (2)	72.33	2.249	11:03:50.401	
4 -	OUTLAP			87.8	37.896	101.2	13:21.634	12.08	11:09.904	11:17:12.035	
5 -				87.6	37.674	101.6	2:17.931	70.26	6.201	11:19:29.966	
6 -	32.684	105.3	1:06.542	88.7	38.804	100.9	2:18.030	70.21	6.300	11:21:47.996	
7 -	32.498	105.5	1:03.842	95.1	35.390	102.2	2:11.730 (1)	73.56		11:23:59.726	
8 -	32.416	107.2	1:08.411	79.6	IN PIT		2:31.836 P	63.82	20.106	11:26:31.562	

P17		79	ST1	Mark JONES			Renault Laguna				
LAP	SECTOR 1		SECTOR 2		SECTOR 3		LAP TIME	MPH	DIFF	TIME OF DAY	
1 -	32.318	106.8	1:02.918	89.1	36.716	101.8	2:11.952 (1)	73.44		11:02:04.870	
2 -	32.441	107.2	1:05.489	89.5	36.848	98.5	2:14.778 (3)	71.90	2.826	11:04:19.648	
3 -	OUTLAP		93.2	1:07.663	81.0	38.355	99.1	11:54.515	13.56	9:42.563 11:16:14.163	
4 -	34.057	106.8	1:04.202	89.1	36.555	101.3	2:14.814	71.88	2.862	11:18:28.977	
5 -	32.260	108.0	1:04.428	89.1	36.287	102.1	2:12.975 (2)	72.88	1.023	11:20:41.952	
6 -	32.135	108.9	1:05.283	91.3	IN PIT		2:21.383 P	68.54	9.431	11:23:03.335	

P18		60	GA3	Mark WRIGHT			Ford Escort RS1800 MKII				
LAP	SECTOR 1		SECTOR 2		SECTOR 3		LAP TIME	MPH	DIFF	TIME OF DAY	
1 -	33.889	109.6	1:01.780	91.8	36.532	93.5	2:12.201 (1)	73.30		10:56:42.734	
2 -	34.617	110.9	1:03.502	78.0	39.300	99.7	2:17.419 (2)	70.52	5.218	10:59:00.153	
3 -	32.670	109.1	1:18.234	81.4	37.780	98.3	2:28.684	65.18	16.483	11:01:28.837	
4 -	32.581	109.8	1:06.968	87.7	38.266	98.3	2:17.815 (3)	70.32	5.614	11:03:46.652	

P19		8	ST2	Darren FIELDING			BMW ST				
LAP	SECTOR 1		SECTOR 2		SECTOR 3		LAP TIME	MPH	DIFF	TIME OF DAY	
1 -	34.865	100.6	1:06.394	83.8	40.131	95.4	2:21.390	68.54	8.217	10:59:02.616	
2 -	33.567	99.5	1:06.584	86.0	38.142	91.3	2:18.293	70.07	5.120	11:01:20.909	
3 -	33.440	102.7	1:06.406	85.4	37.371	95.3	2:17.217	70.62	4.044	11:03:38.126	
4 -	OUTLAP		99.2	1:09.907	82.4	39.412	92.0	12:22.571	13.05	10:09.398 11:16:00.697	
5 -	32.839	101.2	1:06.183	84.4	40.283	94.1	2:19.305	69.56	6.132	11:18:20.002	
6 -	32.696	101.8	1:04.992	75.3	37.256	93.5	2:14.944 (2)	71.81	1.771	11:20:34.946	
7 -	32.338	101.5	1:07.481	88.0	36.549	95.5	2:16.368 (3)	71.06	3.195	11:22:51.314	
8 -	32.382	101.9	1:33.449	76.9	38.073	94.9	2:43.904	59.12	30.731	11:25:35.218	
9 -	32.358	101.6	1:07.781	87.8	37.092	95.7	2:17.231	70.62	4.058	11:27:52.449	
10 -	32.000	103.4	1:04.805	87.3	36.368	95.5	2:13.173 (1)	72.77		11:30:05.622	

P20		55	ST2	Tom ANDREW			Alfa Romeo 155				
LAP	SECTOR 1		SECTOR 2		SECTOR 3		LAP TIME	MPH	DIFF	TIME OF DAY	
1 -	36.396	86.2	1:08.549	71.6	44.165	86.4	2:29.110	64.99	15.100	10:59:14.526	
2 -	34.128	94.1	1:05.054	82.4	37.987	89.9	2:17.169	70.65	3.159	11:01:31.695	
3 -	32.871	106.0	1:04.986	84.9	39.240	91.5	2:17.097	70.68	3.087	11:03:48.792	
4 -	OUTLAP		78.3	1:17.754	62.9	42.253	83.2	12:53.473	12.52	10:39.463 11:16:42.265	
5 -	34.070	97.2	1:05.749	83.7	37.998	90.8	2:17.817	70.32	3.807	11:19:00.082	
6 -	34.459	98.5	1:04.957	87.4	39.271	78.3	2:18.687	69.87	4.677	11:21:18.769	
7 -	34.010	102.1	1:03.744	87.7	37.153	94.5	2:14.907 (2)	71.83	0.897	11:23:33.676	
8 -	32.719	104.0	1:04.006	86.0	38.951	88.4	2:15.676 (3)	71.42	1.666	11:25:49.352	
9 -	33.553	100.6	1:05.269	86.3	37.935	92.9	2:16.757	70.86	2.747	11:28:06.109	
10 -	33.139	100.1	1:04.812	90.9	36.059	96.1	2:14.010 (1)	72.31		11:30:20.119	

P21		11	ST4	Steve DYMOKE			Alfa Romeo 156				
LAP	SECTOR 1		SECTOR 2		SECTOR 3		LAP TIME	MPH	DIFF	TIME OF DAY	
1 -	33.387	101.2	1:05.615	85.3	36.528	99.2	2:15.530 (1)	71.50		10:56:27.765	

Weather / Track : Drizzle / Damp

Oulton Park International
 Circuit Length = 2.6920 miles
 Start: 10:51 Flag 11:28 End: 11:30

2014 HSCC Super Touring Car Championship

QUALIFYING - ROUND 3 - SECTOR ANALYSIS

SECTOR 1 = FL to I1, SECTOR 2 = I1 to I2, SECTOR 3 = I2 to FL, DIFF = Difference To Personal Best Lap

2 -	33.507	106.6	1:07.218	85.7	36.973	93.9	2:17.698 (2)	70.38	2.168	10:58:45.463
3 -	35.252	101.5	1:10.129	84.2	IN PIT		2:34.567 P	62.69	19.037	11:01:20.030
4 -	OUTLAP	93.7	1:15.226	81.8	IN PIT		14:52.220 P	10.86	12:36.690	11:16:12.250

P22		14	ST1	Richard WOOD		Honda Accord				
LAP	SECTOR 1		SECTOR 2		SECTOR 3		LAP TIME	MPH	DIFF	TIME OF DAY
1 -	35.505	104.5	1:04.625	91.3	36.104	103.4	2:16.234 (1)	71.13		10:56:14.941
2 -	33.307	105.3	1:07.230	91.5	IN PIT		2:25.167 P	66.75	8.933	10:58:40.108
3 -	OUTLAP	105.0	1:09.306	67.5	IN PIT		3:27.187 P	46.77	1:10.953	11:02:07.295

P23		67	ST2	Tony ABSOLOM		Vauxhall Cavalier				
LAP	SECTOR 1		SECTOR 2		SECTOR 3		LAP TIME	MPH	DIFF	TIME OF DAY
1 -	34.961	101.0	1:06.962	73.5	37.882	93.2	2:19.805 (2)	69.32	1.496	10:56:38.835
2 -	34.992	104.3	1:07.875	85.2	40.004	98.1	2:22.871	67.83	4.562	10:59:01.706
3 -	34.066	102.7	1:08.233	82.0	39.872	97.3	2:22.171	68.16	3.862	11:01:23.877
4 -	35.692	103.4	1:07.908	86.1	40.827	93.7	2:24.427	67.10	6.118	11:03:48.304
5 -	OUTLAP	95.8	1:11.048	81.2	38.424	94.6	12:25.673	12.99	10:07.364	11:16:13.977
6 -	36.896	91.1	1:09.918	86.2	39.145	95.0	2:25.959	66.39	7.650	11:18:39.936
7 -	35.587	96.8	1:08.875	87.6	38.183	96.2	2:22.645	67.94	4.336	11:21:02.581
8 -	34.356	96.8	1:09.615	87.3	38.530	94.6	2:22.501	68.00	4.192	11:23:25.082
9 -	34.607	100.1	1:09.271	83.3	38.444	93.7	2:22.322	68.09	4.013	11:25:47.404
10 -	34.207	98.9	1:06.256	88.4	37.846	96.6	2:18.309 (1)	70.06		11:28:05.713
11 -	33.226	102.4	1:09.115	85.2	37.616	96.5	2:19.957 (3)	69.24	1.648	11:30:25.670

P24		17	GA2	Mark SMITH		BMW M3				
LAP	SECTOR 1		SECTOR 2		SECTOR 3		LAP TIME	MPH	DIFF	TIME OF DAY
1 -	33.477	101.0	1:08.007	87.4	38.116	80.8	2:19.600 (1)	69.42		10:56:37.270
2 -	41.728	71.6	1:21.702	65.2	IN PIT		2:59.330 P	54.04	39.730	10:59:36.600

P25		1	ST1	Stewart WHYTE		Honda Accord				
LAP	SECTOR 1		SECTOR 2		SECTOR 3		LAP TIME	MPH	DIFF	TIME OF DAY
1 -	35.691	97.5	1:08.083	80.8	38.227	84.5	2:22.001 (1)	68.24		10:56:29.019
2 -	34.635	94.5	1:08.198	72.7	IN PIT		2:31.027 P	64.16	9.026	10:59:00.046

2014 HSCC Super Touring Car Championship

QUALIFYING - ROUND 3 - BEST SPEEDS

POS	SECTOR 1			SECTOR 2			FINISH LINE		
	NO	NAME	MPH	NO	NAME	MPH	NO	NAME	MPH
1	98	John CLELAND	115.1	23	Derek PALMER	102.2	23	Derek PALMER	108.9
2	2	Neil SMITH	114.5	37	Simon GARRAD	100.0	3	James DODD	107.7
3	3	James DODD	114.1	3	James DODD	99.5	2	Neil SMITH	107.2
4	23	Derek PALMER	114.1	2	Neil SMITH	99.2	36	Keith BUTCHER	106.5
5	37	Simon GARRAD	113.5	98	John CLELAND	98.9	98	John CLELAND	106.1
6	4	Graeme DODD	113.3	4	Graeme DODD	98.5	7	Paul SMITH	104.8
7	36	Keith BUTCHER	112.9	36	Keith BUTCHER	97.9	12	Patrick WATTS	104.8
8	7	Paul SMITH	111.2	7	Paul SMITH	97.3	37	Simon GARRAD	103.8
9	12	Patrick WATTS	111.2	12	Patrick WATTS	96.8	4	Graeme DODD	103.5
10	60	Mark WRIGHT	110.9	70	David JARMAN	95.3	14	Richard WOOD	103.4
11	10	Daniel WHEELER	109.2	27	Kingsley INGRAM	95.1	27	Kingsley INGRAM	102.2
12	70	David JARMAN	108.9	66	Nick WHALE	94.9	79	Mark JONES	102.1
13	79	Mark JONES	108.9	21	Max GOFF	93.9	66	Nick WHALE	101.9
14	21	Max GOFF	108.4	60	Mark WRIGHT	91.8	70	David JARMAN	101.6
15	66	Harry WHALE	108.0	14	Richard WOOD	91.5	10	Daniel WHEELER	101.3
16	66	Nick WHALE	107.7	79	Mark JONES	91.3	21	Max GOFF	101.0
17	27	Kingsley INGRAM	107.2	55	Tom ANDREW	90.9	60	Mark WRIGHT	99.7
18	11	Steve DYMOKE	106.6	66	Harry WHALE	90.5	66	Harry WHALE	99.4
19	55	Tom ANDREW	106.0	10	Daniel WHEELER	89.7	11	Steve DYMOKE	99.2
20	14	Richard WOOD	105.3	8	Darren FIELDING	88.4	67	Tony ABSOLOM	98.9
21	67	Tony ABSOLOM	104.3	67	Tony ABSOLOM	88.4	55	Tom ANDREW	96.1
22	8	Darren FIELDING	103.4	17	Mark SMITH	87.4	8	Darren FIELDING	95.7
23	17	Mark SMITH	101.0	11	Steve DYMOKE	85.7	1	Stewart WHYTE	89.5
24	1	Stewart WHYTE	97.5	1	Stewart WHYTE	82.3	17	Mark SMITH	86.8
25	31	Roger LAVENDER	88.3	31	Roger LAVENDER	31.0			
26									

Weather / Track : Drizzle / Damp

Results can be found at www.tsl-timing.com

Oulton Park International
Circuit Length = 2.6920 miles
Start: 10:51 Flag 11:28 End: 11:30

Printed - 11:31 Saturday, 07 June 2014

2014 HSCC Super Touring Car Championship

QUALIFYING - ROUND 3 - BEST SECTORS

SECTOR 1			SECTOR 2			SECTOR 3			IDEAL / BEST COMPARISON						
POS	NO	NAME	TIME	NO	NAME	TIME	NO	NAME	TIME	POS	NO	NAME	IDEAL	BEST	DIFF
1	98	CLELAND	28.808	3	DODD	56.225	98	CLELAND	32.111				PERFECT LAP	1:57.144	
2	3	DODD	28.812	98	CLELAND	56.262	3	DODD	32.380	1	98	CLELAND	1:57.181	1:57.280	0.099
3	2	SMITH	28.934	2	SMITH	57.429	4	DODD	33.049	2	3	DODD	1:57.417	1:57.729	0.312
4	7	SMITH	29.324	7	SMITH	57.501	2	SMITH	33.106	3	2	SMITH	1:59.469	1:59.469	0.000
5	4	DODD	29.537	4	DODD	57.700	23	PALMER	33.302	4	4	DODD	2:00.286	2:00.286	0.000
6	21	GOFF	30.120	23	PALMER	58.279	21	GOFF	33.419	5	7	SMITH	2:00.551	2:01.937	1.386
7	37	GARRAD	30.191	21	GOFF	58.791	37	GARRAD	33.563	6	23	PALMER	2:01.776	2:02.143	0.367
8	23	PALMER	30.195	37	GARRAD	58.879	7	SMITH	33.726	7	21	GOFF	2:02.330	2:02.565	0.235
9	36	BUTCHER	31.302	36	BUTCHER	59.599	36	BUTCHER	34.180	8	37	GARRAD	2:02.633	2:03.669	1.036
10	12	WATTS	31.913	60	WRIGHT	1:01.780	12	WATTS	34.446	9	36	BUTCHER	2:05.081	2:05.081	0.000
11	8	FIELDING	32.000	12	WATTS	1:02.741	70	JARMAN	34.821	10	12	WATTS	2:09.100	2:09.561	0.461
12	66	WHALE	32.127	79	JONES	1:02.918	10	WHEELER	35.008	11	60	WRIGHT	2:10.815	2:12.201	1.386
13	79	JONES	32.135	66	WHALE	1:03.301	66	WHALE	35.342	12	10	WHEELER	2:10.917	2:10.917	0.000
14	27	INGRAM	32.416	10	WHEELER	1:03.420	27	INGRAM	35.390	13	66	WHALE	2:11.217	2:11.459	0.242
15	10	WHEELER	32.489	55	ANDREW	1:03.744	66	WHALE	35.634	14	79	JONES	2:11.340	2:11.952	0.612
16	66	WHALE	32.502	66	WHALE	1:03.748	8	FIELDING	35.924	15	66	WHALE	2:11.437	2:11.437	0.000
17	60	WRIGHT	32.503	27	INGRAM	1:03.842	55	ANDREW	36.059	16	27	INGRAM	2:11.648	2:11.730	0.082
18	55	ANDREW	32.719	14	WOOD	1:04.625	14	WOOD	36.104	17	55	ANDREW	2:12.522	2:14.010	1.488
19	67	ABSOLUM	33.226	8	FIELDING	1:04.805	79	JONES	36.287	18	8	FIELDING	2:12.729	2:13.173	0.444
20	14	WOOD	33.307	11	DYMOKE	1:05.615	11	DYMOKE	36.528	19	14	WOOD	2:14.036	2:16.234	2.198
21	11	DYMOKE	33.387	70	JARMAN	1:05.790	60	WRIGHT	36.532	20	70	JARMAN	2:14.129	2:11.088	-3.041
22	17	SMITH	33.477	67	ABSOLUM	1:06.256	67	ABSOLUM	37.616	21	11	DYMOKE	2:15.530	2:15.530	0.000
23	70	JARMAN	33.518	17	SMITH	1:08.007	17	SMITH	38.116	22	67	ABSOLUM	2:17.098	2:18.309	1.211
24	1	WHYTE	34.635	1	WHYTE	1:08.083	1	WHYTE	38.227	23	17	SMITH	2:19.600	2:19.600	0.000
25				31	LAVENDER	16:18.868				24	1	WHYTE	2:20.945	2:22.001	1.056
26										25	24	POWELL		2:05.401	

Weather / Track : Drizzle / Damp


Results can be found at www.tsl-timing.com

Oulton Park International
 Circuit Length = 2.6920 miles
 Start: 10:51 Flag 11:28 End: 11:30

Printed - 11:30 Saturday, 07 June 2014

2014 HSCC Super Touring Car Championship

ROUND 3 - GRID

ROW 12	23	2:22.001 1 Stewart WHYTE		
ROW 11	21	2:18.309 67 Tony ABSOLOM	22	2:19.600 17 Mark SMITH
ROW 10	19	2:15.530 11 Steve DYMOKE	20	2:16.234 14 Richard WOOD
ROW 9	17	2:13.173 8 Darren FIELDING	18	2:14.010 55 Tom ANDREW
ROW 8	15	2:11.952 79 Mark JONES	16	2:12.201 60 Mark WRIGHT
ROW 7	13	2:11.437 66 Nick WHALE	14	2:11.730 27 Kingsley INGRAM
ROW 6	11	2:10.917 10 Daniel WHEELER	12	2:11.088 70 David JARMAN
ROW 5	9	2:05.401 24 Alvin POWELL	10	2:09.561 12 Patrick WATTS
ROW 4	7	2:03.669 37 Simon GARRAD	8	2:05.081 36 Keith BUTCHER
ROW 3	5	2:02.143 23 Derek PALMER	6	2:02.565 21 Max GOFF
ROW 2	3	1:59.469 2 Neil SMITH	4	2:00.286 4 Graeme DODD
ROW 1	1	1:57.280 98 John CLELAND	2	1:57.729 3 James DODD
Pole				
				

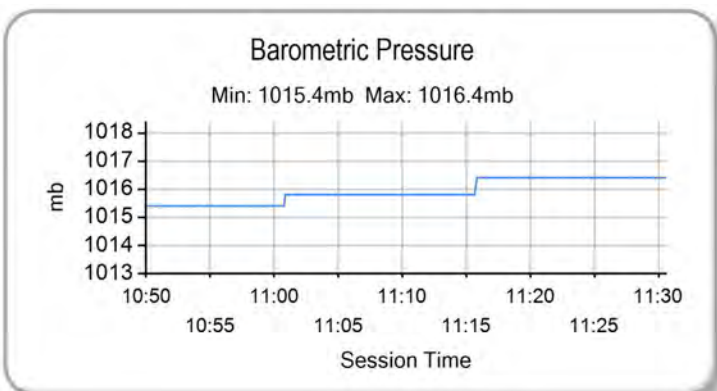
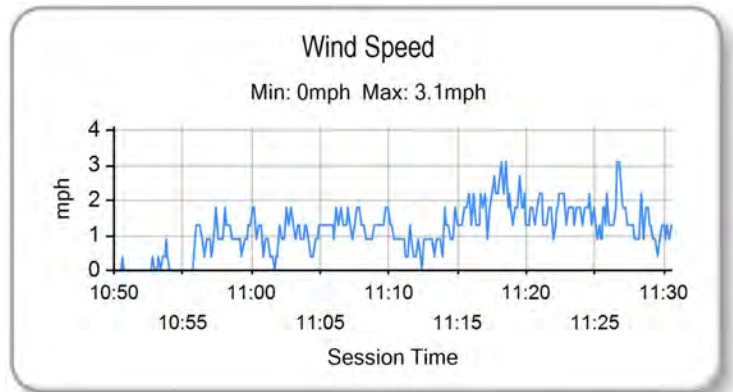
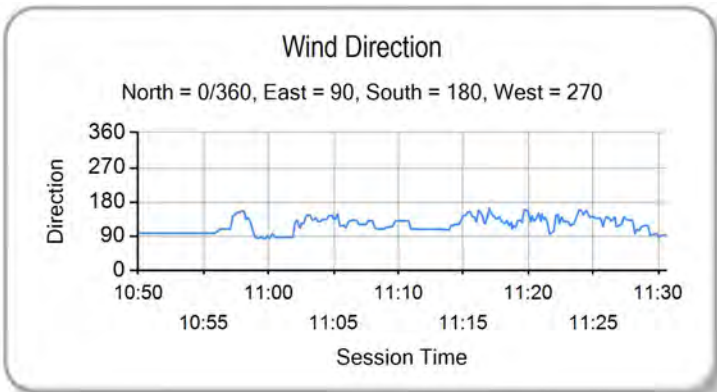
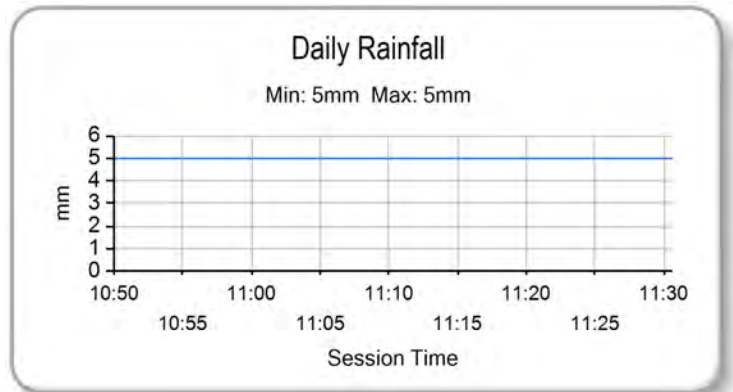
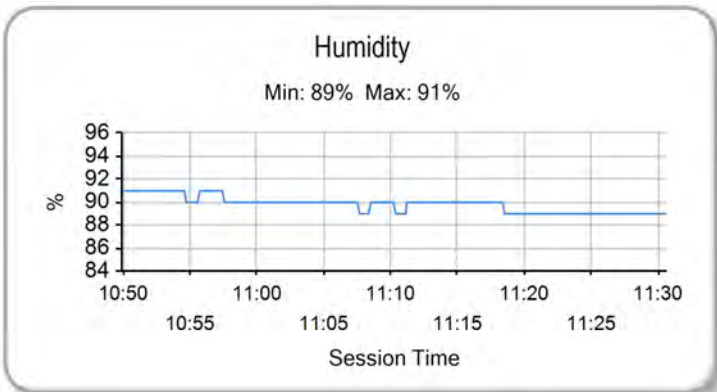
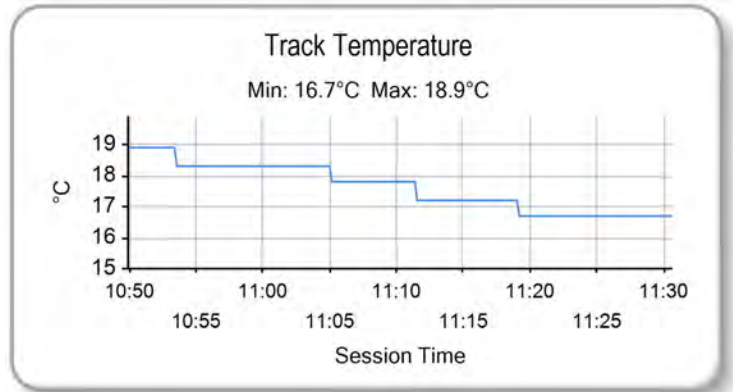
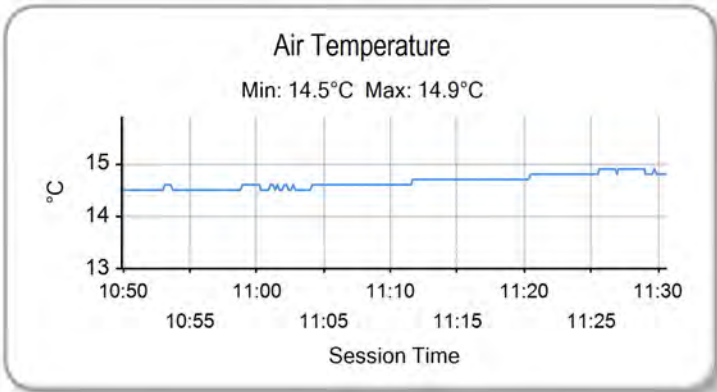
Oulton Park International
Circuit Length = 2.6920 miles

These results are provisional until the conclusion of any judicial and technical matters.

Clerk Of Course :		Timekeeper :	
-------------------	--	--------------	--

2014 HSCC Super Touring Car Championship

QUALIFYING - ROUND 3 - WEATHER CONDITIONS



Weather / Track : Drizzle / Damp

Results can be found at www.tsl-timing.com

Oulton Park International
 Circuit Length = 2.6920 miles
 Start: 10:51 Flag 11:28 End: 11:30

Printed - 11:33 Saturday, 07 June 2014

2014 HSCC Super Touring Car Championship

ROUND 3 - CLASSIFICATION

POS	NO	CL	PIC NAME	ENTRY	LAPS	TIME	GAP	DIFF	MPH	BEST	ON
1	3	ST1	1 James DODD	Honda Accord	11	20:19.604			87.40	1:47.818	8
2	98	ST1	2 John CLELAND	Vauxhall Vectra	11	20:21.670	2.066	2.066	87.26	1:47.595	10
3	37	ST1	3 Simon GARRAD	Renault Laguna	11	20:29.278	9.674	7.608	86.72	1:47.474	9
4	23	ST1	4 Derek PALMER	Nissan Primera	11	20:33.240	13.636	3.962	86.44	1:48.991	8
5	4	ST1	5 Graeme DODD	Nissan Primera	11	20:39.063	19.459	5.823	86.03	1:49.640	6
6	1	ST1	6 Stewart WHYTE	Honda Accord	11	20:47.527	27.923	8.464	85.45	1:46.819	8
7	12	ST1	7 Patrick WATTS	Peugeot 406	11	20:51.674	32.070	4.147	85.16	1:47.655	11
8	2	ST1	8 Neil SMITH	Alfa Romeo 156	11	21:00.353	40.749	8.679	84.58	1:51.130	7
9	21	ST3	1 Max GOFF	BMW M3	11	21:01.617	42.013	1.264	84.49	1:52.363	8
10	70	ST1	9 David JARMAN	Nissan Primera	11	21:11.355	51.751	9.738	83.85	1:50.178	11
11	24	ST1	10 Alvin POWELL	Ford Mondeo	11	21:14.203	54.599	2.848	83.66	1:52.161	10
12	36	ST1	11 Keith BUTCHER	Nissan Primera Supertouring	11	21:14.770	55.166	0.567	83.62	1:51.717	7
13	60	GA3	1 Mark WRIGHT	Ford Escort RS1800 MKII	11	21:39.211	1:19.607	24.441	82.05	1:54.456	8
14	27	ST2	1 Kingsley INGRAM	Mazda 323F	11	21:56.717	1:37.113	17.506	80.96	1:55.399	11
15	66	GA2	1 Nick WHALE	BMW M3	11	22:08.821	1:49.217	12.104	80.22	1:55.587	11
16	11	ST4	1 Steve DYMOKE	Alfa Romeo 156	11	22:09.988	1:50.384	1.167	80.15	1:55.602	7
17	14	ST1	12 Richard WOOD	Honda Accord	10	20:23.607	1 Lap	1 Lap	79.20	1:56.167	9
18	55	ST2	2 Tom ANDREW	Alfa Romeo 155	10	20:23.782	1 Lap	0.175	79.19	1:59.351	7
19	8	ST2	3 Darren FIELDING	BMW ST	10	20:28.214	1 Lap	4.432	78.90	1:56.531	9
20	67	ST2	4 Tony ABSOLOM	Vauxhall Cavalier	10	20:30.303	1 Lap	2.089	78.77	1:56.080	9

NOT CLASSIFIED

DNF	10	ST1	Daniel WHEELER	Nissan Primera	5	10:29.940	6 Laps	5 Laps	76.92	1:56.509	2
DNF	79	ST1	Mark JONES	Renault Laguna	4	14:47.162	7 Laps	1 Lap	43.69	2:01.141	2
DNF	17	GA2	Mark SMITH	BMW M3	1	2:21.523	10 Laps	3 Laps	68.47	2:21.523	1

FASTEST LAP

1	ST1	Stewart WHYTE	Honda Accord	8	1:46.819	90.72 mph	146.00 kph
21	ST3	Max GOFF	BMW M3	8	1:52.363	86.24 mph	138.80 kph
60	GA3	Mark WRIGHT	Ford Escort RS1800 MKII	8	1:54.456	84.67 mph	136.26 kph
27	ST2	Kingsley INGRAM	Mazda 323F	11	1:55.399	83.98 mph	135.15 kph
66	GA2	Nick WHALE	BMW M3	11	1:55.587	83.84 mph	134.93 kph
11	ST4	Steve DYMOKE	Alfa Romeo 156	7	1:55.602	83.83 mph	134.91 kph

Weather / Track : Cloudy / Dry

These results are provisional until the conclusion of any judicial and technical matters.

Oulton Park International
Circuit Length = 2.6920 miles
Start: 16:33 Flag 16:53 End: 16:55

Clerk Of Course :	Timekeeper :
-------------------	--------------

2014 HSCC Super Touring Car Championship

ROUND 3 - SECTOR ANALYSIS

SECTOR 1 = FL to I1, SECTOR 2 = I1 to I2, SECTOR 3 = I2 to FL, DIFF = Difference To Personal Best Lap

P1		3 ST1		James DODD		Honda Accord				
LAP	SECTOR 1	SECTOR 2	SECTOR 3	LAP TIME	MPH	DIFF	TIME OF DAY			
1 -		117.3	52.816	103.5	32.741	106.8	1:56.616	83.10	8.798	16:35:09.494
2 -	27.790	118.7	53.067	101.5	32.415	108.4	1:53.272	85.55	5.454	16:37:02.766
3 -	27.736	119.6	55.454	101.6	32.196	107.8	1:55.386	83.99	7.568	16:38:58.152
4 -	26.857	120.4	54.270	101.6	31.397	109.2	1:52.524	86.12	4.706	16:40:50.676
5 -	26.644	119.1	53.250	101.9	31.166	108.9	1:51.060	87.26	3.242	16:42:41.736
6 -	26.794	118.9	51.508	103.7	30.587	110.3	1:48.889	89.00	1.071	16:44:30.625
7 -	26.393	119.8	51.276	103.5	30.390	110.5	1:48.059 (3)	89.68	0.241	16:46:18.684
8 -	26.518	118.7	50.968	104.0	30.332	110.5	1:47.818 (1)	89.88		16:48:06.502
9 -	26.714	119.4	51.275	105.1	30.152	110.5	1:48.141	89.61	0.323	16:49:54.643
10 -	26.578	119.4	51.134	104.6	30.146	112.2	1:47.858 (2)	89.85	0.040	16:51:42.501
11 -	26.840	119.1	52.602	103.5	30.539	110.5	1:49.981	88.11	2.163	16:53:32.482

P2		98 ST1		John CLELAND		Vauxhall Vectra				
LAP	SECTOR 1	SECTOR 2	SECTOR 3	LAP TIME	MPH	DIFF	TIME OF DAY			
1 -		114.3	52.903	101.8	32.790	103.0	1:56.205	83.39	8.610	16:35:09.083
2 -	27.847	115.5	53.286	102.2	32.221	106.1	1:53.354	85.49	5.759	16:37:02.437
3 -	27.766	116.7	55.478	98.5	31.959	106.8	1:55.203	84.12	7.608	16:38:57.640
4 -	27.075	117.5	54.513	98.2	32.276	107.8	1:53.864	85.11	6.269	16:40:51.504
5 -	27.171	116.9	53.394	100.6	31.382	108.7	1:51.947	86.57	4.352	16:42:43.451
6 -	26.873	118.1	52.121	101.9	30.436	109.8	1:49.430	88.56	1.835	16:44:32.881
7 -	26.455	118.5	51.911	101.8	30.443	109.1	1:48.809	89.06	1.214	16:46:21.690
8 -	26.566	118.9	51.828	103.2	30.266	109.4	1:48.660	89.18	1.065	16:48:10.350
9 -	26.500	118.3	51.550	102.4	30.023	110.0	1:48.073 (2)	89.67	0.478	16:49:58.423
10 -	26.365	118.3	51.376	103.0	29.854	109.6	1:47.595 (1)	90.07		16:51:46.018
11 -	26.233	119.6	51.869	102.4	30.428	109.1	1:48.530 (3)	89.29	0.935	16:53:34.548

P3		37 ST1		Simon GARRAD		Renault Laguna				
LAP	SECTOR 1	SECTOR 2	SECTOR 3	LAP TIME	MPH	DIFF	TIME OF DAY			
1 -		116.5	54.705	95.8	33.890	106.5	2:01.479	79.77	14.005	16:35:14.357
2 -	27.369	119.1	52.491	105.5	32.904	107.0	1:52.764	85.94	5.290	16:37:07.121
3 -	27.087	118.7	53.647	105.3	32.860	108.0	1:53.594	85.31	6.120	16:39:00.715
4 -	26.794	119.4	53.450	103.7	32.437	109.1	1:52.681	86.00	5.207	16:40:53.396
5 -	27.266	117.7	52.853	104.3	31.953	109.2	1:52.072	86.47	4.598	16:42:45.468
6 -	26.986	119.1	52.453	104.8	31.140	111.8	1:50.579	87.64	3.105	16:44:36.047
7 -	27.085	118.7	52.156	104.8	30.518	111.4	1:49.759	88.29	2.285	16:46:25.806
8 -	26.163	120.9	52.294	105.0	30.790	110.5	1:49.247 (3)	88.71	1.773	16:48:15.053
9 -	26.184	120.4	51.048	105.0	30.242	111.1	1:47.474 (1)	90.17		16:50:02.527
10 -	26.652	118.9	51.654	104.8	30.776	110.9	1:49.082 (2)	88.84	1.608	16:51:51.609
11 -	26.844	118.9	51.735	105.5	31.968	107.8	1:50.547	87.66	3.073	16:53:42.156

P4		23 ST1		Derek PALMER		Nissan Primera				
LAP	SECTOR 1	SECTOR 2	SECTOR 3	LAP TIME	MPH	DIFF	TIME OF DAY			
1 -		117.5	55.289	95.0	34.112	107.8	2:02.070	79.39	13.079	16:35:14.948
2 -	27.523	118.5	54.821	104.5	33.378	109.1	1:55.722	83.74	6.731	16:37:10.670
3 -	27.291	119.4	53.536	102.7	31.874	110.3	1:52.701	85.99	3.710	16:39:03.371
4 -	27.057	118.5	54.057	103.4	31.274	111.1	1:52.388	86.23	3.397	16:40:55.759
5 -	26.890	119.6	52.873	103.8	31.135	110.5	1:50.898	87.38	1.907	16:42:46.657
6 -	26.797	119.4	52.848	103.2	30.663	112.0	1:50.308	87.85	1.317	16:44:36.965
7 -	26.729	119.1	52.395	104.6	30.440	111.8	1:49.564 (3)	88.45	0.573	16:46:26.529
8 -	26.916	117.5	51.676	104.6	30.399	112.2	1:48.991 (1)	88.91		16:48:15.520
9 -	26.775	119.1	52.023	104.5	30.459	112.0	1:49.257 (2)	88.70	0.266	16:50:04.777
10 -	27.484	118.5	52.330	104.0	30.432	110.0	1:50.246	87.90	1.255	16:51:55.023
11 -	27.229	117.1	53.036	103.4	30.830	106.6	1:51.095	87.23	2.104	16:53:46.118

P5		4 ST1		Graeme DODD		Nissan Primera				
LAP	SECTOR 1	SECTOR 2	SECTOR 3	LAP TIME	MPH	DIFF	TIME OF DAY			
1 -		114.7	54.940	101.2	33.527	104.8	2:00.162	80.65	10.522	16:35:13.040
2 -	28.072	113.7	52.889	101.5	32.384	105.6	1:53.345	85.50	3.705	16:37:06.385

Weather / Track : Cloudy / Dry

Oulton Park International
Circuit Length = 2.6920 miles
Start: 16:33 Flag 16:53 End: 16:55

2014 HSCC Super Touring Car Championship

ROUND 3 - SECTOR ANALYSIS

SECTOR 1 = FL to I1, SECTOR 2 = I1 to I2, SECTOR 3 = I2 to FL, DIFF = Difference To Personal Best Lap

3 -	27.379	116.3	53.643	100.7	32.351	106.5	1:53.373	85.48	3.733	16:38:59.758
4 -	26.673	118.1	53.248	100.1	32.376		1:52.297	86.30	2.657	16:40:52.055
5 -	26.802	116.9	53.736	98.8	31.579		1:52.117	86.43	2.477	16:42:44.172
6 -	26.478	118.1	52.474	102.1	30.688	108.9	1:49.640 (1)	88.39		16:44:33.812
7 -	27.443	91.3	52.744	100.9	30.876	107.3	1:51.063	87.25	1.423	16:46:24.875
8 -	26.903	115.3	52.165	101.9	30.711		1:49.779 (2)	88.28	0.139	16:48:14.654
9 -	27.163	114.5	52.047	101.2	30.709	108.5	1:49.919 (3)	88.16	0.279	16:50:04.573
10 -	34.182	117.1	52.412	101.9	30.600		1:57.194	82.69	7.554	16:52:01.767
11 -	26.559	117.9	52.651	101.5	30.964	106.3	1:50.174	87.96	0.534	16:53:51.941

P6 1 ST1 Stewart WHYTE Honda Accord										
LAP	SECTOR 1		SECTOR 2		SECTOR 3		LAP TIME	MPH	DIFF	TIME OF DAY
1 -		117.5	59.707	100.9	34.528	106.8	2:12.838	72.95	26.019	16:35:25.716
2 -	28.219	118.1	54.470	98.1	35.011	107.2	1:57.700	82.33	10.881	16:37:23.416
3 -	27.782	119.1	55.250	98.9	33.058	108.0	1:56.090	83.48	9.271	16:39:19.506
4 -	27.105	119.1	54.142	99.4	32.647	107.8	1:53.894	85.09	7.075	16:41:13.400
5 -	26.582	120.2	54.064	101.8	33.417	106.1	1:54.063	84.96	7.244	16:43:07.463
6 -	27.487	119.1	54.633	103.2	31.303	110.9	1:53.423	85.44	6.604	16:45:00.886
7 -	26.420	118.3	51.354	103.4	30.412	110.3	1:48.186	89.58	1.367	16:46:49.072
8 -	25.834	119.8	50.896	104.5	30.089	110.3	1:46.819 (1)	90.72		16:48:35.891
9 -	25.647	121.3	51.058	103.4	30.250	110.9	1:46.955 (2)	90.61	0.136	16:50:22.846
10 -	27.656	118.5	52.547	103.8	29.795	110.1	1:49.998	88.10	3.179	16:52:12.844
11 -	26.225	118.5	50.953	104.3	30.383	110.9	1:47.561 (3)	90.10	0.742	16:54:00.405

P7 12 ST1 Patrick WATTS Peugeot 406										
LAP	SECTOR 1		SECTOR 2		SECTOR 3		LAP TIME	MPH	DIFF	TIME OF DAY
1 -		114.5	55.401	100.9	33.743	105.8	2:02.324	79.22	14.669	16:35:15.202
2 -	27.956	115.9	54.538	102.9	33.259	107.5	1:55.753	83.72	8.098	16:37:10.955
3 -	27.372	118.9	1:09.162	92.4	32.636	106.5	2:09.170	75.02	21.515	16:39:20.125
4 -	27.309	118.9	53.653	94.6	32.528	107.7	1:53.490	85.39	5.835	16:41:13.615
5 -	27.263	118.1	54.329	98.8	31.838	107.7	1:53.430	85.43	5.775	16:43:07.045
6 -	27.126	118.1	57.558	100.0	30.681	109.1	1:55.365	84.00	7.710	16:45:02.410
7 -	26.720	118.1	52.246	102.7	30.700	109.2	1:49.666	88.37	2.011	16:46:52.076
8 -	26.639	119.1	51.693	102.7	30.094	109.2	1:48.426	89.38	0.771	16:48:40.502
9 -	26.474	119.8	51.609	101.5	30.282	109.8	1:48.365 (3)	89.43	0.710	16:50:28.867
10 -	26.319	120.0	51.445	101.9	30.266	109.6	1:48.030 (2)	89.70	0.375	16:52:16.897
11 -	26.279	120.2	51.329	102.7	30.047	109.2	1:47.655 (1)	90.02		16:54:04.552

P8 2 ST1 Neil SMITH Alfa Romeo 156										
LAP	SECTOR 1		SECTOR 2		SECTOR 3		LAP TIME	MPH	DIFF	TIME OF DAY
1 -		112.4	54.788	103.4	34.456	105.0	2:00.636	80.33	9.506	16:35:13.514
2 -	27.830	116.1	55.691	104.6	33.278	108.0	1:56.799	82.97	5.669	16:37:10.313
3 -	28.463	118.3	56.671	101.8	33.347	107.8	1:58.481	81.79	7.351	16:39:08.794
4 -	27.508	117.3	56.415	103.0	32.243	109.6	1:56.166	83.42	5.036	16:41:04.960
5 -	26.629	117.9	54.122	103.4	31.669	108.4	1:52.420	86.20	1.290	16:42:57.380
6 -	26.524	118.7	53.200	103.2	31.414	109.6	1:51.138 (2)	87.20	0.008	16:44:48.518
7 -	26.817	117.3	53.346	103.7	30.967	109.6	1:51.130 (1)	87.20		16:46:39.648
8 -	26.738	117.7	53.472	103.7	31.358	110.0	1:51.568	86.86	0.438	16:48:31.216
9 -	26.627	117.9	53.406	103.4	31.276	109.8	1:51.309 (3)	87.06	0.179	16:50:22.525
10 -	27.790	118.5	56.732	96.4	31.221	110.1	1:55.743	83.73	4.613	16:52:18.268
11 -	26.988	116.7	54.979	96.6	32.996	105.3	1:54.963	84.29	3.833	16:54:13.231

P9 21 ST3 Max GOFF BMW M3										
LAP	SECTOR 1		SECTOR 2		SECTOR 3		LAP TIME	MPH	DIFF	TIME OF DAY
1 -		111.1	55.243	97.8	33.542	101.3	2:00.985	80.10	8.622	16:35:13.863
2 -	28.017	112.4	54.176	97.9	32.947	102.4	1:55.140	84.16	2.777	16:37:09.003
3 -	27.863	112.9	55.414	95.1	32.970	102.1	1:56.247	83.36	3.884	16:39:05.250
4 -	27.574	113.1	54.662	95.8	33.307	101.8	1:55.543	83.87	3.180	16:41:00.793
5 -	27.464	113.9	54.367	95.4	32.341	102.2	1:54.172	84.88	1.809	16:42:54.965
6 -	27.451	113.9	54.162	96.0	31.904	103.4	1:53.517	85.37	1.154	16:44:48.482
7 -	27.488	114.1	54.050	96.6	31.738	103.4	1:53.276 (3)	85.55	0.913	16:46:41.758

Weather / Track : Cloudy / Dry

Oulton Park International
Circuit Length = 2.6920 miles
Start: 16:33 Flag 16:53 End: 16:55

2014 HSCC Super Touring Car Championship

ROUND 3 - SECTOR ANALYSIS

SECTOR 1 = FL to I1, SECTOR 2 = I1 to I2, SECTOR 3 = I2 to FL, DIFF = Difference To Personal Best Lap

8 -	27.230	113.7	53.666	96.8	31.467	103.7	1:52.363 (1)	86.24			16:48:34.121
9 -	27.165	113.5	55.040	96.1	31.508	103.8	1:53.713	85.22	1.350		16:50:27.834
10 -	27.268	113.3	54.409	96.4	31.263	104.2	1:52.940 (2)	85.80	0.577		16:52:20.774
11 -	27.224	114.5	54.479	96.2	32.018	95.8	1:53.721	85.21	1.358		16:54:14.495

P10		70 ST1		David JARMAN		Nissan Primera					
LAP	SECTOR 1		SECTOR 2		SECTOR 3		LAP TIME	MPH	DIFF	TIME OF DAY	
1 -		113.1	57.075	95.8	34.939	104.0	2:07.335	76.10	17.157	16:35:20.213	
2 -	28.295	116.3	54.749	102.6	33.500	104.8	1:56.544	83.15	6.366	16:37:16.757	
3 -	27.899	117.9	54.969	100.7	33.712	105.0	1:56.580	83.13	6.402	16:39:13.337	
4 -	27.619	117.1	55.929	95.8	33.331	105.5	1:56.879	82.91	6.701	16:41:10.216	
5 -	27.380	117.5	56.192	100.0	32.830	105.5	1:56.402	83.25	6.224	16:43:06.618	
6 -	28.327	115.7	57.572	97.3	31.906	106.5	1:57.805	82.26	7.627	16:45:04.423	
7 -	27.154	118.1	53.054	103.4	31.397	108.5	1:51.605 (2)	86.83	1.427	16:46:56.028	
8 -	27.302	118.1	54.493	102.2	31.382	107.5	1:53.177	85.62	2.999	16:48:49.205	
9 -	26.901	118.7	54.130	104.3	31.424	107.8	1:52.455	86.17	2.277	16:50:41.660	
10 -				102.9	30.715	108.0	1:52.395 (3)	86.22	2.217	16:52:34.055	
11 -				103.2	31.104	107.3	1:50.178 (1)	87.96		16:54:24.233	

P11		24 ST1		Alvin POWELL		Ford Mondeo					
LAP	SECTOR 1		SECTOR 2		SECTOR 3		LAP TIME	MPH	DIFF	TIME OF DAY	
1 -		113.3	56.871	101.9	33.692	105.8	2:04.572	77.79	12.411	16:35:17.450	
2 -	27.860	116.7	56.226	101.9	32.851	106.5	1:56.937	82.87	4.776	16:37:14.387	
3 -	28.137	115.1	56.264	99.5	32.777	106.0	1:57.178	82.70	5.017	16:39:11.565	
4 -	27.773	115.3	56.470	98.5	32.872	106.1	1:57.115	82.75	4.954	16:41:08.680	
5 -	28.327	115.3	55.997	100.6	32.380	106.8	1:56.704	83.04	4.543	16:43:05.384	
6 -	27.596	115.7	55.497	100.9	31.997	108.2	1:55.090	84.20	2.929	16:45:00.474	
7 -	28.561	116.3	55.193	101.0	31.280	107.8	1:55.034	84.24	2.873	16:46:55.508	
8 -	27.479	116.7	54.486	101.8	31.020	108.0	1:52.985 (3)	85.77	0.824	16:48:48.493	
9 -	27.305	116.1	54.161	101.9	31.487	107.7	1:52.953 (2)	85.79	0.792	16:50:41.446	
10 -	27.572	116.1	53.646	101.6	30.943	108.2	1:52.161 (1)	86.40		16:52:33.607	
11 -	28.456	112.5	53.744	101.8	31.274	102.7	1:53.474	85.40	1.313	16:54:27.081	

P12		36 ST1		Keith BUTCHER		Nissan Primera Supertouring					
LAP	SECTOR 1		SECTOR 2		SECTOR 3		LAP TIME	MPH	DIFF	TIME OF DAY	
1 -		113.3	55.707	102.1	34.046	106.3	2:03.920	78.20	12.203	16:35:16.798	
2 -	28.184	115.7	54.381	103.4	33.520	106.5	1:56.085	83.48	4.368	16:37:12.883	
3 -	28.031	115.7	56.009	101.3	33.671	106.6	1:57.711	82.33	5.994	16:39:10.594	
4 -	27.980	117.7	56.472	100.1	33.011	107.2	1:57.463	82.50	5.746	16:41:08.057	
5 -	27.918	116.9	55.488	102.1	32.874	107.7	1:56.280	83.34	4.563	16:43:04.337	
6 -	28.884	106.6	59.719	85.9	32.224	110.1	2:00.827	80.20	9.110	16:45:05.164	
7 -	27.242	118.5	53.143	103.2	31.332	108.2	1:51.717 (1)	86.74		16:46:56.881	
8 -	27.837	118.7	53.698	103.4	31.295	111.6	1:52.830	85.89	1.113	16:48:49.711	
9 -	27.535	116.9	53.533	103.2	31.574	108.9	1:52.642 (3)	86.03	0.925	16:50:42.353	
10 -	27.703	115.9	53.637	101.6	31.293	109.1	1:52.633 (2)	86.04	0.916	16:52:34.986	
11 -	27.293	113.5	53.956	103.0	31.413	109.6	1:52.662	86.02	0.945	16:54:27.648	

P13		60 GA3		Mark WRIGHT		Ford Escort RS1800 MKII					
LAP	SECTOR 1		SECTOR 2		SECTOR 3		LAP TIME	MPH	DIFF	TIME OF DAY	
1 -		111.6	58.127	93.5	35.305	104.2	2:09.519	74.82	15.063	16:35:22.397	
2 -	29.152	115.9	56.591	95.7	35.095	104.2	2:00.838	80.20	6.382	16:37:23.235	
3 -	28.812	115.7	59.530	95.5	34.434	103.2	2:02.776	78.93	8.320	16:39:26.011	
4 -	28.277	115.1	55.965	97.3	33.593	102.7	1:57.835	82.24	3.379	16:41:23.846	
5 -	28.582	115.3	55.385	97.2	32.956	104.5	1:56.923	82.88	2.467	16:43:20.769	
6 -	28.004	115.9	54.622	99.2	32.662	106.1	1:55.288	84.06	0.832	16:45:16.057	
7 -	28.028	115.5	54.709	97.9	32.117	105.5	1:54.854 (2)	84.37	0.398	16:47:10.911	
8 -	27.889	114.7	54.385	98.6	32.182	105.5	1:54.456 (1)	84.67		16:49:05.367	
9 -	27.913	113.9	54.583	99.2	32.393	105.3	1:54.889 (3)	84.35	0.433	16:51:00.256	
10 -	27.728	114.9	54.650	94.9	32.717	105.1	1:55.095	84.20	0.639	16:52:55.351	
11 -	28.270	113.9	55.757	96.9	32.711	103.4	1:56.738	83.01	2.282	16:54:52.089	

Weather / Track : Cloudy / Dry

Oulton Park International
Circuit Length = 2.6920 miles
Start: 16:33 Flag 16:53 End: 16:55

2014 HSCC Super Touring Car Championship

ROUND 3 - SECTOR ANALYSIS

SECTOR 1 = FL to I1, SECTOR 2 = I1 to I2, SECTOR 3 = I2 to FL, DIFF = Difference To Personal Best Lap

P14		27 ST2		Kingsley INGRAM			Mazda 323F			
LAP	SECTOR 1		SECTOR 2		SECTOR 3		LAP TIME	MPH	DIFF	TIME OF DAY
1 -		111.4	59.525	99.7	36.049	103.7	2:12.110	73.35	16.711	16:35:24.988
2 -	29.042	112.7	56.586	100.1	34.487	105.8	2:00.115	80.68	4.716	16:37:25.103
3 -	29.265	111.6	58.757	97.9	34.948	103.2	2:02.970	78.81	7.571	16:39:28.073
4 -	29.834	112.7	58.296	96.5	34.635	105.1	2:02.765	78.94	7.366	16:41:30.838
5 -				98.3	33.765	106.3	2:00.234	80.60	4.835	16:43:31.072
6 -	28.626	114.1	56.589	100.3	32.876	107.0	1:58.091	82.06	2.692	16:45:29.163
7 -	28.110	113.9	56.277	99.8	32.891	106.6	1:57.278	82.63	1.879	16:47:26.441
8 -	27.907	114.7	55.756	99.8	32.236	107.3	1:55.899 (3)	83.61	0.500	16:49:22.340
9 -	28.166	113.9	55.806	100.0	32.078	106.8	1:56.050	83.50	0.651	16:51:18.390
10 -	28.098	114.3	55.807	100.0	31.901	107.5	1:55.806 (2)	83.68	0.407	16:53:14.196
11 -	27.709	115.1	55.426	100.9	32.264	103.8	1:55.399 (1)	83.98		16:55:09.595

P15		66 GA2		Nick WHALE			BMW M3			
LAP	SECTOR 1		SECTOR 2		SECTOR 3		LAP TIME	MPH	DIFF	TIME OF DAY
1 -		112.4	57.774	99.2	35.110	104.5	2:08.560	75.38	12.973	16:35:21.438
2 -	28.792	115.1	57.005	100.7	34.875	104.3	2:00.672	80.31	5.085	16:37:22.110
3 -	29.230	113.9	1:01.493	87.3	34.974	105.0	2:05.697	77.10	10.110	16:39:27.807
4 -	29.998	112.5	59.970	90.6	35.455	102.4	2:05.423	77.26	9.836	16:41:33.230
5 -	29.224	113.5	58.005	94.7	34.768	101.8	2:01.997	79.43	6.410	16:43:35.227
6 -	29.315	113.7	57.299	97.9	34.360	105.0	2:00.974	80.11	5.387	16:45:36.201
7 -	28.766	115.3	56.830	99.8	33.419	105.3	1:59.015	81.42	3.428	16:47:35.216
8 -	28.588	115.3	57.052	98.6	33.009	107.0	1:58.649	81.68	3.062	16:49:33.865
9 -	28.148	116.9	55.720	101.5	32.434	106.8	1:56.302 (3)	83.32	0.715	16:51:30.167
10 -	28.125	116.9	55.661	101.2	32.159	107.8	1:55.945 (2)	83.58	0.358	16:53:26.112
11 -	27.742	118.1	55.283	100.4	32.562	106.8	1:55.587 (1)	83.84		16:55:21.699

P16		11 ST4		Steve DYMOKE			Alfa Romeo 156			
LAP	SECTOR 1		SECTOR 2		SECTOR 3		LAP TIME	MPH	DIFF	TIME OF DAY
1 -		105.6	1:01.468	93.8	36.433	103.0	2:16.395	71.05	20.793	16:35:29.273
2 -	31.471	110.3	57.586	99.8	35.487	101.2	2:04.544	77.81	8.942	16:37:33.817
3 -	28.886	112.9	1:04.177	93.9	35.513	100.9	2:08.576	75.37	12.974	16:39:42.393
4 -	28.783	112.4	58.695	96.2	34.967	104.5	2:02.445	79.14	6.843	16:41:44.838
5 -	29.059	112.5	57.198	98.2	33.181	104.6	1:59.438	81.14	3.836	16:43:44.276
6 -	28.292	113.5	57.609	98.9	32.785	105.1	1:58.686	81.65	3.084	16:45:42.962
7 -	27.828	114.9	55.664	99.5	32.110	106.8	1:55.602 (1)	83.83		16:47:38.564
8 -	27.675	114.3	56.115	92.6	32.284	107.3	1:56.074	83.49	0.472	16:49:34.638
9 -	27.818	115.1	56.048	100.3	32.178	106.6	1:56.044 (3)	83.51	0.442	16:51:30.682
10 -	27.854	114.7	55.910	100.3	32.578	103.5	1:56.342	83.30	0.740	16:53:27.024
11 -	28.690	102.6	55.122	99.8	32.030	106.0	1:55.842 (2)	83.65	0.240	16:55:22.866

P17		14 ST1		Richard WOOD			Honda Accord			
LAP	SECTOR 1		SECTOR 2		SECTOR 3		LAP TIME	MPH	DIFF	TIME OF DAY
1 -		110.3	1:00.134	90.5	37.650	103.2	2:15.959	71.28	19.792	16:35:28.837
2 -	30.098	116.3	57.225	96.1	35.718	106.6	2:03.041	78.76	6.874	16:37:31.878
3 -	30.006	113.9	59.185	79.3	36.418	106.5	2:05.609	77.15	9.442	16:39:37.487
4 -	30.023	114.7	1:00.030	85.8	36.493	107.2	2:06.546	76.58	10.379	16:41:44.033
5 -	29.791	110.9	59.312	92.3	34.699	108.5	2:03.802	78.28	7.635	16:43:47.835
6 -	29.058	116.7	56.506	100.4	34.202	110.0	1:59.766	80.91	3.599	16:45:47.601
7 -	29.543	113.7	56.702	100.0	33.118	109.8	1:59.363	81.19	3.196	16:47:46.964
8 -	29.375	114.9	54.960	100.4	32.536	111.4	1:56.871 (3)	82.92	0.704	16:49:43.835
9 -	28.924	116.7	54.751	101.8	32.492	110.1	1:56.167 (1)	83.42		16:51:40.002
10 -	28.758	113.9	54.660	100.6	33.065	110.3	1:56.483 (2)	83.19	0.316	16:53:36.485

P18		55 ST2		Tom ANDREW			Alfa Romeo 155			
LAP	SECTOR 1		SECTOR 2		SECTOR 3		LAP TIME	MPH	DIFF	TIME OF DAY
1 -		108.5	59.745	96.6	35.728	100.1	2:12.603	73.08	13.252	16:35:25.481
2 -	29.754	110.3	56.822	96.9	34.293	100.3	2:00.869	80.18	1.518	16:37:26.350
3 -	29.609	110.0	59.463	93.5	34.661	100.3	2:03.733	78.32	4.382	16:39:30.083

Weather / Track : Cloudy / Dry

Oulton Park International
Circuit Length = 2.6920 miles
Start: 16:33 Flag 16:53 End: 16:55

2014 HSCC Super Touring Car Championship

ROUND 3 - SECTOR ANALYSIS

SECTOR 1 = FL to I1, SECTOR 2 = I1 to I2, SECTOR 3 = I2 to FL, DIFF = Difference To Personal Best Lap

4 -	29.894	109.8	58.528	92.0	35.092	100.7	2:03.514	78.46	4.163	16:41:33.597
5 -	29.581	110.9	58.118	91.8	34.324	100.7	2:02.023	79.42	2.672	16:43:35.620
6 -	29.440	110.5	57.419	93.9	34.188	101.6	2:01.047	80.06	1.696	16:45:36.667
7 -	29.277	109.8	56.718	95.8	33.356	101.9	1:59.351 (1)	81.20		16:47:36.018
8 -	28.882	110.1	57.310	93.0	34.305	101.6	2:00.497 (3)	80.42	1.146	16:49:36.515
9 -	29.409	108.2	56.853	95.7	33.295	101.3	1:59.557 (2)	81.06	0.206	16:51:36.072
10 -	29.124	110.3	57.305	88.3	34.159	99.2	2:00.588	80.36	1.237	16:53:36.660

P19		8 ST2		Darren FIELDING		BMW ST				
LAP	SECTOR 1		SECTOR 2		SECTOR 3		LAP TIME	MPH	DIFF	TIME OF DAY
1 -		105.6	1:01.683	93.2	37.885	95.8	2:17.167	70.65	20.636	16:35:30.045
2 -	30.194	106.5	56.792	94.5	35.929	96.9	2:02.915	78.84	6.384	16:37:32.960
3 -	29.679	107.2	58.911	85.5	36.731	99.2	2:05.321	77.33	8.790	16:39:38.281
4 -	29.641	107.2	1:00.499	89.1	36.621	98.6	2:06.761	76.45	10.230	16:41:45.042
5 -	29.531	107.3	59.030	91.3	35.390	99.1	2:03.951	78.18	7.420	16:43:48.993
6 -	30.550	107.7	56.601	94.2	33.614	99.2	2:00.765	80.24	4.234	16:45:49.758
7 -	28.736	108.4	56.588	94.9	33.144	100.7	1:58.468 (3)	81.80	1.937	16:47:48.226
8 -	28.783	109.1	56.012	94.2	32.706	100.1	1:57.501 (2)	82.47	0.970	16:49:45.727
9 -	28.365	108.0	55.824	94.2	32.342	101.2	1:56.531 (1)	83.16		16:51:42.258
10 -	28.749	107.5	57.612	91.8	32.473	100.1	1:58.834	81.55	2.303	16:53:41.092

P20		67 ST2		Tony ABSOLOM		Vauxhall Cavalier				
LAP	SECTOR 1		SECTOR 2		SECTOR 3		LAP TIME	MPH	DIFF	TIME OF DAY
1 -		106.6	1:01.102	94.6	36.803	99.8	2:18.270	70.08	22.190	16:35:31.148
2 -	31.169	104.8	58.232	95.0	35.456	99.4	2:04.857	77.61	8.777	16:37:36.005
3 -	30.039	109.1	1:01.674	91.1	35.709	102.1	2:07.422	76.05	11.342	16:39:43.427
4 -	29.853	110.3	57.479	96.4	34.677	104.6	2:02.009	79.43	5.929	16:41:45.436
5 -	29.624	111.8	58.901	96.9	35.622	102.1	2:04.147	78.06	8.067	16:43:49.583
6 -	28.998	112.9	55.493	98.3	34.062	107.0	1:58.553 (3)	81.74	2.473	16:45:48.136
7 -	29.346	112.2	56.801	98.8	33.329	104.2	1:59.476	81.11	3.396	16:47:47.612
8 -	28.975	111.4	55.216	98.5	32.733	105.6	1:56.924 (2)	82.88	0.844	16:49:44.536
9 -	28.533	110.5	54.871	100.0	32.676	106.1	1:56.080 (1)	83.48		16:51:40.616
10 -	30.028	110.9	59.167	92.5	33.370	101.0	2:02.565	79.07	6.485	16:53:43.181

P21		10 ST1		Daniel WHEELER		Nissan Primera				
LAP	SECTOR 1		SECTOR 2		SECTOR 3		LAP TIME	MPH	DIFF	TIME OF DAY
1 -		114.1	57.302	98.6	34.020	103.7	2:05.952 (3)	76.94	9.443	16:35:18.830
2 -	29.174	113.9	54.463	101.0	32.872	106.1	1:56.509 (1)	83.18		16:37:15.339
3 -	27.706	116.3	56.036	99.5	32.864	106.0	1:56.606 (2)	83.11	0.097	16:39:11.945
4 -	27.749	117.1	59.004	77.8	39.498	90.8	2:06.251	76.76	9.742	16:41:18.196
5 -	31.392	96.4	1:05.753	78.6	IN PIT		2:24.622 P	67.01	28.113	16:43:42.818

P22		79 ST1		Mark JONES		Renault Laguna				
LAP	SECTOR 1		SECTOR 2		SECTOR 3		LAP TIME	MPH	DIFF	TIME OF DAY
1 -		111.4	58.568	95.0	35.275	104.2	2:10.615 (2)	74.19	9.474	16:35:23.493
2 -	28.590	115.1	55.580	97.5	36.971	100.4	2:01.141 (1)	80.00		16:37:24.634
3 -	29.564	112.7	1:06.806	66.1	IN PIT		2:24.877 P	66.89	23.736	16:39:49.511
4 -	OUTLAP	110.0	56.889	93.5	IN PIT		8:10.529 P	19.75	6:09.388	16:48:00.040

P23		17 GA2		Mark SMITH		BMW M3				
LAP	SECTOR 1		SECTOR 2		SECTOR 3		LAP TIME	MPH	DIFF	TIME OF DAY
1 -		101.5	1:02.287	91.9	37.738	93.7	2:21.523 (1)	68.47		16:35:34.401

2014 HSCC Super Touring Car Championship

ROUND 3 - BEST SPEEDS

POS	SECTOR 1			SECTOR 2			FINISH LINE		
	NO	NAME	MPH	NO	NAME	MPH	NO	NAME	MPH
1	1	Stewart WHYTE	121.3	37	Simon GARRAD	105.5	3	James DODD	112.2
2	37	Simon GARRAD	120.9	3	James DODD	105.1	23	Derek PALMER	112.2
3	3	James DODD	120.4	2	Neil SMITH	104.6	37	Simon GARRAD	111.8
4	12	Patrick WATTS	120.2	23	Derek PALMER	104.6	36	Keith BUTCHER	111.6
5	23	Derek PALMER	119.6	1	Stewart WHYTE	104.5	14	Richard WOOD	111.4
6	98	John CLELAND	119.6	70	David JARMAN	104.3	1	Stewart WHYTE	110.9
7	2	Neil SMITH	118.7	36	Keith BUTCHER	103.4	2	Neil SMITH	110.1
8	36	Keith BUTCHER	118.7	98	John CLELAND	103.2	98	John CLELAND	110.0
9	70	David JARMAN	118.7	12	Patrick WATTS	102.9	12	Patrick WATTS	109.8
10	66	Nick WHALE	118.1	4	Graeme DODD	102.1	4	Graeme DODD	108.9
11	4	Graeme DODD	118.1	24	Alvin POWELL	101.9	70	David JARMAN	108.5
12	10	Daniel WHEELER	117.1	14	Richard WOOD	101.8	24	Alvin POWELL	108.2
13	14	Richard WOOD	116.7	66	Nick WHALE	101.5	66	Nick WHALE	107.8
14	24	Alvin POWELL	116.7	10	Daniel WHEELER	101.0	27	Kingsley INGRAM	107.5
15	60	Mark WRIGHT	115.9	27	Kingsley INGRAM	100.9	11	Steve DYMOKE	107.3
16	79	Mark JONES	115.1	11	Steve DYMOKE	100.3	67	Tony ABSOLOM	107.0
17	27	Kingsley INGRAM	115.1	67	Tony ABSOLOM	100.0	60	Mark WRIGHT	106.1
18	11	Steve DYMOKE	115.1	60	Mark WRIGHT	99.2	10	Daniel WHEELER	106.1
19	21	Max GOFF	114.5	21	Max GOFF	97.9	79	Mark JONES	104.2
20	67	Tony ABSOLOM	112.9	79	Mark JONES	97.5	21	Max GOFF	104.2
21	55	Tom ANDREW	110.9	55	Tom ANDREW	96.9	55	Tom ANDREW	101.9
22	8	Darren FIELDING	109.1	8	Darren FIELDING	94.9	8	Darren FIELDING	101.2
23	17	Mark SMITH	101.5	17	Mark SMITH	91.9	17	Mark SMITH	93.7

Weather / Track : Cloudy / Dry

Results can be found at www.tsl-timing.com

Oulton Park International
Circuit Length = 2.6920 miles
Start: 16:33 Flag 16:53 End: 16:55

Printed - 16:57 Saturday, 07 June 2014

2014 HSCC Super Touring Car Championship

ROUND 3 - BEST SECTORS

SECTOR 1			SECTOR 2			SECTOR 3			IDEAL / BEST COMPARISON						
POS	NO	NAME	TIME	NO	NAME	TIME	NO	NAME	TIME	POS	NO	NAME	IDEAL	BEST	DIFF
1	1	WHYTE	25.647	1	WHYTE	50.896	1	WHYTE	29.795				PERFECT LAP	1:46.338	
2	37	GARRAD	26.163	3	DODD	50.968	98	CLELAND	29.854	1	1	WHYTE	1:46.338	1:46.819	0.481
3	98	CLELAND	26.233	37	GARRAD	51.048	12	WATTS	30.047	2	37	GARRAD	1:47.453	1:47.474	0.021
4	12	WATTS	26.279	12	WATTS	51.329	3	DODD	30.146	3	98	CLELAND	1:47.463	1:47.595	0.132
5	3	DODD	26.393	98	CLELAND	51.376	37	GARRAD	30.242	4	3	DODD	1:47.507	1:47.818	0.311
6	4	DODD	26.478	23	PALMER	51.676	23	PALMER	30.399	5	12	WATTS	1:47.655	1:47.655	0.000
7	2	SMITH	26.524	4	DODD	52.047	4	DODD	30.600	6	23	PALMER	1:48.804	1:48.991	0.187
8	23	PALMER	26.729	70	JARMAN	53.054	70	JARMAN	30.715	7	4	DODD	1:49.125	1:49.640	0.515
9	70	JARMAN	26.901	36	BUTCHER	53.143	24	POWELL	30.943	8	70	JARMAN	1:50.670	1:50.178	-0.492
10	21	GOFF	27.165	2	SMITH	53.200	2	SMITH	30.967	9	2	SMITH	1:50.691	1:51.130	0.439
11	36	BUTCHER	27.242	24	POWELL	53.646	21	GOFF	31.263	10	36	BUTCHER	1:51.678	1:51.717	0.039
12	24	POWELL	27.305	21	GOFF	53.666	36	BUTCHER	31.293	11	24	POWELL	1:51.894	1:52.161	0.267
13	11	DYMOKE	27.675	60	WRIGHT	54.385	27	INGRAM	31.901	12	21	GOFF	1:52.094	1:52.363	0.269
14	10	WHEELER	27.706	10	WHEELER	54.463	11	DYMOKE	32.030	13	60	WRIGHT	1:54.230	1:54.456	0.226
15	27	INGRAM	27.709	14	WOOD	54.660	60	WRIGHT	32.117	14	11	DYMOKE	1:54.827	1:55.602	0.775
16	60	WRIGHT	27.728	67	ABSLOM	54.871	66	WHALE	32.159	15	10	WHEELER	1:55.033	1:56.509	1.476
17	66	WHALE	27.742	11	DYMOKE	55.122	8	FIELDING	32.342	16	27	INGRAM	1:55.036	1:55.399	0.363
18	8	FIELDING	28.365	66	WHALE	55.283	14	WOOD	32.492	17	66	WHALE	1:55.184	1:55.587	0.403
19	67	ABSLOM	28.533	27	INGRAM	55.426	67	ABSLOM	32.676	18	14	WOOD	1:55.910	1:56.167	0.257
20	79	JONES	28.590	79	JONES	55.580	10	WHEELER	32.864	19	67	ABSLOM	1:56.080	1:56.080	0.000
21	14	WOOD	28.758	8	FIELDING	55.824	55	ANDREW	33.295	20	8	FIELDING	1:56.531	1:56.531	0.000
22	55	ANDREW	28.882	55	ANDREW	56.718	79	JONES	35.275	21	55	ANDREW	1:58.895	1:59.351	0.456
23	17	SMITH	33.394	17	SMITH	1:02.287	17	SMITH	37.738	22	79	JONES	1:59.445	2:01.141	1.696
										23	17	SMITH	2:13.419	2:21.523	8.104

Weather / Track : Cloudy / Dry

Results can be found at www.tsl-timing.com

Oulton Park International
 Circuit Length = 2.6920 miles
 Start: 16:33 Flag 16:53 End: 16:55

Printed - 16:57 Saturday, 07 June 2014

2014 HSCC Super Touring Car Championship

ROUND 3 - LAP CHART

LAP 1			LAP 2			LAP 3			LAP 4			LAP 5		
NO	BEHIND	LAP TIME	NO	BEHIND	LAP TIME	NO	BEHIND	LAP TIME	NO	BEHIND	LAP TIME	NO	BEHIND	LAP TIME
98		1:56.205	98		1:53.354	98		1:55.203	3		1:52.524	3		1:51.060
3	0.411	1:56.616	3	0.329	1:53.272	3	0.512	1:55.386	98	0.828	1:53.864	98	1.715	1:51.947
4	3.957	2:00.162	4	3.948	1:53.345	4	2.118	1:53.373	4	1.379	1:52.297	4	2.436	1:52.117
2	4.431	2:00.636	37	4.684	1:52.764	37	3.075	1:53.594	37	2.720	1:52.681	37	3.732	1:52.072
21	4.780	2:00.985	21	6.566	1:55.140	23	5.731	1:52.701	23	5.083	1:52.388	23	4.921	1:50.898
37	5.274	2:01.479	2	7.876	1:56.799	21	7.610	1:56.247	21	10.117	1:55.543	21	13.229	1:54.172
23	5.865	2:02.070	23	8.233	1:55.722	2	11.154	1:58.481	2	14.284	1:56.166	2	15.644	1:52.420
12	6.119	2:02.324	12	8.518	1:55.753	36	12.954	1:57.711	36	17.381	1:57.463	36	22.601	1:56.280
36	7.715	2:03.920	36	10.446	1:56.085	24	13.925	1:57.178	24	18.004	1:57.115	24	23.648	1:56.704
24	8.367	2:04.572	24	11.950	1:56.937	10	14.305	1:56.606	70	19.540	1:56.879	70	24.882	1:56.402
10	9.747	2:05.952	10	12.902	1:56.509	70	15.697	1:56.580	1	22.724	1:53.894	12	25.309	1:53.430
70	11.130	2:07.335	70	14.320	1:56.544	1	21.866	1:56.090	12	22.939	1:53.490	1	25.727	1:54.063
66	12.355	2:08.560	66	19.673	2:00.672	12	22.485	2:09.170	10	27.520	2:06.251	60	39.033	1:56.923
60	13.314	2:09.519	60	20.798	2:00.838	60	28.371	2:02.776	60	33.170	1:57.835	27	49.336	2:00.234
79	14.410	2:10.615	1	20.979	1:57.700	66	30.167	2:05.697	27	40.162	2:02.765	66	53.491	2:01.997
27	15.905	2:12.110	79	22.197	2:01.141	27	30.433	2:02.970	66	42.554	2:05.423	55	53.884	2:02.023
55	16.398	2:12.603	27	22.666	2:00.115	55	32.443	2:03.733	55	42.921	2:03.514	10	1:01.082	2:24.622 P
1	16.633	2:12.838	55	23.913	2:00.869	14	39.847	2:05.609	14	53.357	2:06.546	11	1:02.540	1:59.438
14	19.754	2:15.959	14	29.441	2:03.041	8	40.641	2:05.321	11	54.162	2:02.445	14	1:06.099	2:03.802
11	20.190	2:16.395	8	30.523	2:02.915	11	44.753	2:08.576	8	54.366	2:06.761	8	1:07.257	2:03.951
8	20.962	2:17.167	11	31.380	2:04.544	67	45.787	2:07.422	67	54.760	2:02.009	67	1:07.847	2:04.147
67	22.065	2:18.270	67	33.568	2:04.857	79	51.871	2:24.877 P						
17	25.318	2:21.523												

Weather / Track : Cloudy / Dry

Oulton Park International
 Circuit Length = 2.6920 miles
 Start: 16:33 Flag 16:53 End: 16:55

2014 HSCC Super Touring Car Championship

ROUND 3 - LAP CHART

LAP 6			LAP 7			LAP 8			LAP 9			LAP 10		
NO	BEHIND	LAP TIME	NO	BEHIND	LAP TIME	NO	BEHIND	LAP TIME	NO	BEHIND	LAP TIME	NO	BEHIND	LAP TIME
3		1:48.889	3		1:48.059	3		1:47.818	3		1:48.141	3		1:47.858
98	2.256	1:49.430	98	3.006	1:48.809	98	3.848	1:48.660	98	3.780	1:48.073	98	3.517	1:47.595
4	3.187	1:49.640	4	6.191	1:51.063	4	8.152	1:49.779	37	7.884	1:47.474	37	9.108	1:49.082
37	5.422	1:50.579	37	7.122	1:49.759	37	8.551	1:49.247	4	9.930	1:49.919	23	12.522	1:50.246
23	6.340	1:50.308	23	7.845	1:49.564	23	9.018	1:48.991	23	10.134	1:49.257	4	19.266	1:57.194
21	17.857	1:53.517	2	20.964	1:51.130	2	24.714	1:51.568	2	27.882	1:51.309	1	30.343	1:49.998
2	17.893	1:51.138	21	23.074	1:53.276	21	27.619	1:52.363	1	28.203	1:46.955	12	34.396	1:48.030
24	29.849	1:55.090	1	30.388	1:48.186	1	29.389	1:46.819	21	33.191	1:53.713	2	35.767	1:55.743
1	30.261	1:53.423	12	33.392	1:49.666	12	34.000	1:48.426	12	34.224	1:48.365	21	38.273	1:52.940
12	31.785	1:55.365	24	36.824	1:55.034	24	41.991	1:52.985	24	46.803	1:52.953	24	51.106	1:52.161
70	33.798	1:57.805	70	37.344	1:51.605	70	42.703	1:53.177	70	47.017	1:52.455	70	51.554	1:52.395
36	34.539	2:00.827	36	38.197	1:51.717	36	43.209	1:52.830	36	47.710	1:52.642	36	52.485	1:52.633
60	45.432	1:55.288	60	52.227	1:54.854	60	58.865	1:54.456	60	1:05.613	1:54.889	60	1:12.850	1:55.095
27	58.538	1:58.091	27	1:07.757	1:57.278	27	1:15.838	1:55.899	27	1:23.747	1:56.050	27	1:31.695	1:55.806
66	1:05.576	2:00.974	66	1:16.532	1:59.015	66	1:27.363	1:58.649	66	1:35.524	1:56.302	66	1:43.611	1:55.945
55	1:06.042	2:01.047	55	1:17.334	1:59.351	11	1:28.136	1:56.074	11	1:36.039	1:56.044	11	1:44.523	1:56.342
11	1:12.337	1:58.686	11	1:19.880	1:55.602	55	1:30.013	2:00.497	55	1:41.429	1:59.557			
14	1:16.976	1:59.766	14	1:28.280	1:59.363	14	1:37.333	1:56.871	14	1:45.359	1:56.167			
67	1:17.511	1:58.553	67	1:28.928	1:59.476	67	1:38.034	1:56.924	67	1:45.973	1:56.080			
8	1:19.133	2:00.765	8	1:29.542	1:58.468	8	1:39.225	1:57.501	8	1:47.615	1:56.531			
			79	3 Laps	8:10.529 P									

Weather / Track : Cloudy / Dry

Oulton Park International
 Circuit Length = 2.6920 miles
 Start: 16:33 Flag 16:53 End: 16:55

2014 HSCC Super Touring Car Championship

ROUND 3 - LAP CHART

LAP 11		
NO	BEHIND	LAP TIME
3		1:49.981
98	2.066	1:48.530
14	1 Lap	1:56.483
55	1 Lap	2:00.588
8	1 Lap	1:58.834
37	9.674	1:50.547
67	1 Lap	2:02.565
23	13.636	1:51.095
4	19.459	1:50.174
1	27.923	1:47.561
12	32.070	1:47.655
2	40.749	1:54.963
21	42.013	1:53.721
70	51.751	1:50.178
24	54.599	1:53.474
36	55.166	1:52.662
60	1:19.607	1:56.738
27	1:37.113	1:55.399
66	1:49.217	1:55.587
11	1:50.384	1:55.842

Weather / Track : Cloudy / Dry

Results can be found at www.tsl-timing.com

Page 3 of 3

Oulton Park International
Circuit Length = 2.6920 miles
Start: 16:33 Flag 16:53 End: 16:55

Printed - 16:58 Saturday, 07 June 2014

2014 HSCC Super Touring Car Championship

ROUND 3 - POSITION CHART

No	Name	Lap											
		Pos	1	2	3	4	5	6	7	8	9	10	11
98	CLELAND	1	98	98	98	3	3	3	3	3	3	3	3
3	DODD	2	3	3	3	98	98	98	98	98	98	98	98
2	SMITH	3	4	4	4	4	4	4	4	4	37	37	37
4	DODD	4	2	37	37	37	37	37	37	37	4	23	23
23	PALMER	5	21	21	23	23	23	23	23	23	23	4	4
21	GOFF	6	37	2	21	21	21	21	2	2	2	1	1
37	GARRAD	7	23	23	2	2	2	2	21	21	1	12	12
36	BUTCHER	8	12	12	36	36	36	24	1	1	21	2	2
24	POWELL	9	36	36	24	24	24	1	12	12	12	21	21
12	WATTS	10	24	24	10	70	70	12	24	24	24	24	70
10	WHEELER	11	10	10	70	1	12	70	70	70	70	70	24
70	JARMAN	12	70	70	1	12	1	36	36	36	36	36	36
66	WHALE	13	66	66	12	10	60	60	60	60	60	60	60
27	INGRAM	14	60	60	60	60	27	27	27	27	27	27	27
79	JONES	15	79	1	66	27	66	66	66	66	66	66	66
60	WRIGHT	16	27	79	27	66	55	55	55	11	11	11	11
8	FIELDING	17	55	27	55	55	10	11	11	55	55	14	
55	ANDREW	18	1	55	14	14	11	14	14	14	14	55	
11	DYMOKE	19	14	14	8	11	14	67	67	67	67	8	
14	WOOD	20	11	8	11	8	8	8	8	8	8	67	
67	ABSOLOM	21	8	11	67	67	67						
17	SMITH	22	67	67	79	79							
1	WHYTE	23	17										


Weather / Track : Cloudy / Dry

Results can be found at www.tsl-timing.com

Oulton Park International
 Circuit Length = 2.6920 miles
 Start: 16:33 Flag 16:53 End: 16:55

Printed - 16:58 Saturday, 07 June 2014

2014 HSCC Super Touring Car Championship
ROUND 4 - GRID - AMENDED

ROW 11	21	17 Mark SMITH	22	66 Harry WHALE
ROW 10	19	10 Daniel WHEELER	20	79 Mark JONES
ROW 9	17	8 Darren FIELDING	18	67 Tony ABSOLOM
ROW 8	15	14 Richard WOOD	16	55 Tom ANDREW
ROW 7	13	27 Kingsley INGRAM	14	11 Steve DYMOKE
ROW 6	11	36 Keith BUTCHER	12	60 Mark WRIGHT
ROW 5	9	21 Max GOFF	10	70 David JARMAN
ROW 4	7	12 Patrick WATTS	8	2 Neil SMITH
ROW 3	5	4 Graeme DODD	6	1 Stewart WHYTE
ROW 2	3	37 Simon GARRAD	4	23 Derek PALMER
ROW 1	1	3 James DODD	2	98 John CLELAND
Pole				
				

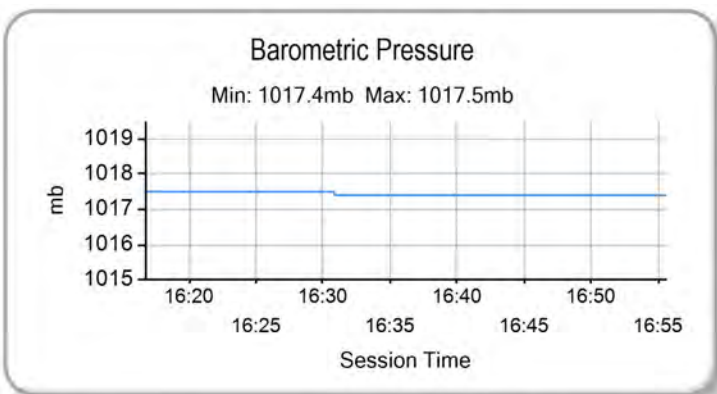
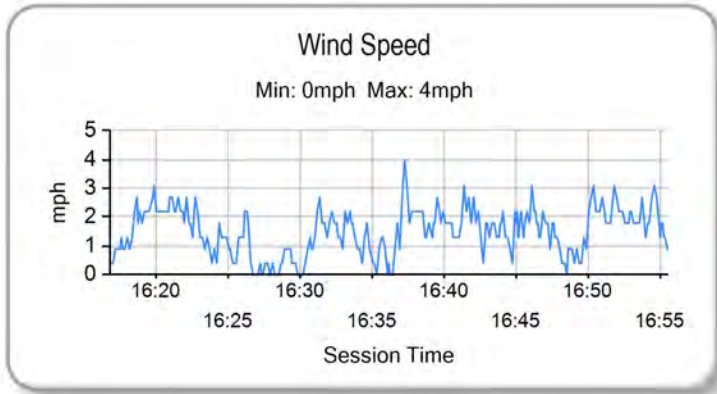
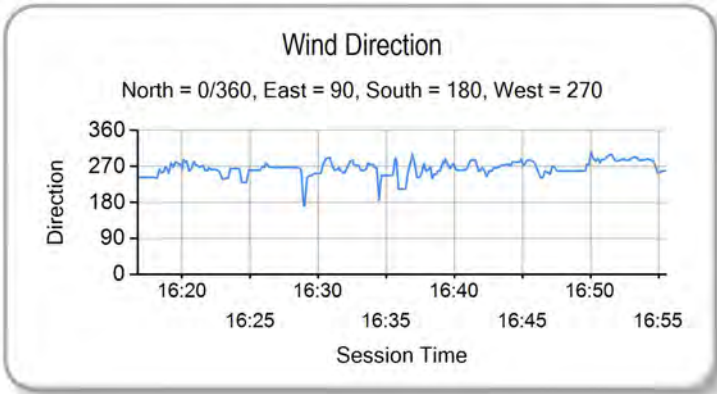
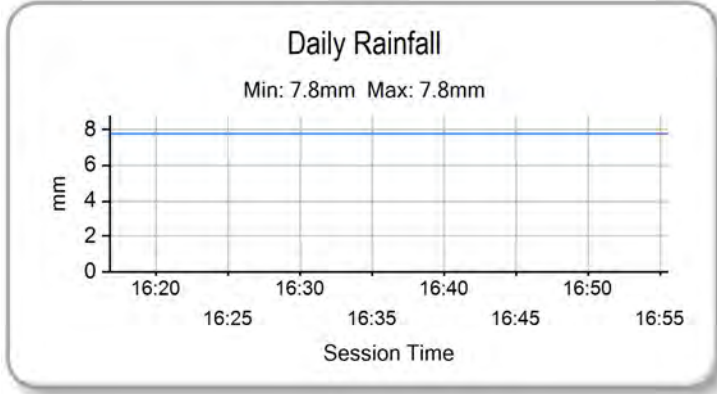
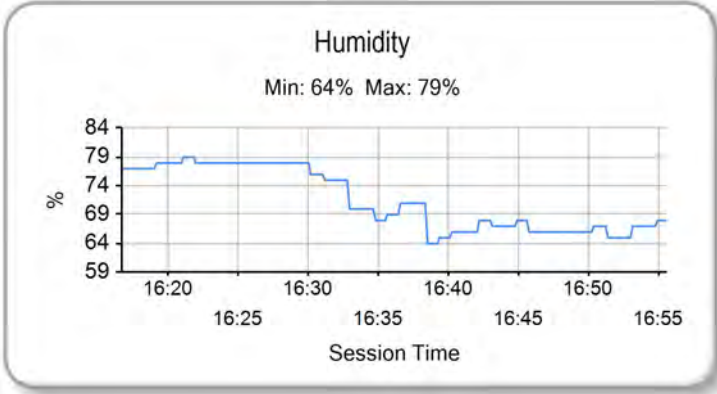
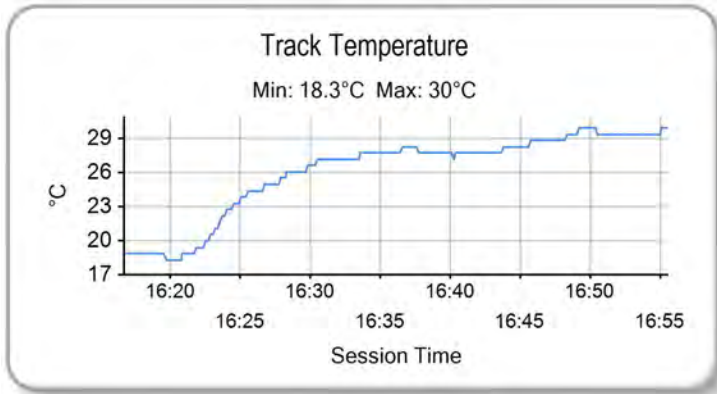
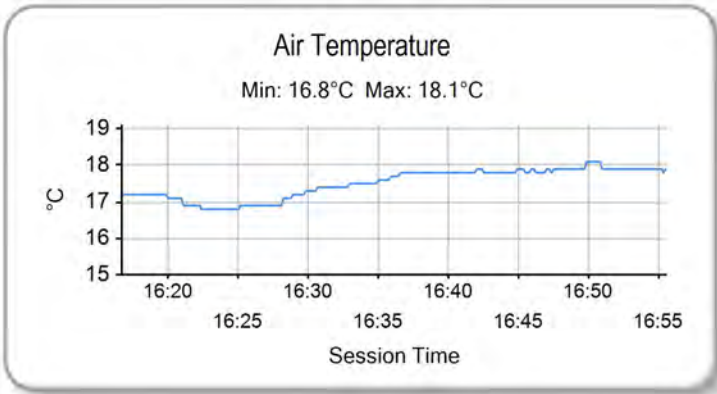
Oulton Park International
 Circuit Length = 2.6920 miles

These results are provisional until the conclusion of any judicial and technical matters.

Clerk Of Course :		Timekeeper :
-------------------	--	--------------

2014 HSCC Super Touring Car Championship

ROUND 3 - WEATHER CONDITIONS



Weather / Track : Cloudy / Dry

Results can be found at www.tsl-timing.com

Oulton Park International
 Circuit Length = 2.6920 miles
 Start: 16:33 Flag 16:53 End: 16:55

Printed - 16:59 Saturday, 07 June 2014

2014 HSCC Super Touring Car Championship

ROUND 4 - CLASSIFICATION

POS	NO	CL	PIC NAME	ENTRY	LAPS	TIME	GAP	DIFF	MPH	BEST	ON
1	3	ST1	1 James DODD	Honda Accord	10	17:48.263			90.72	1:45.685	7
2	98	ST1	2 John CLELAND	Vauxhall Vectra	10	17:51.243	2.980	2.980	90.46	1:45.555	6
3	1	ST1	3 Stewart WHYTE	Honda Accord	10	17:54.619	6.356	3.376	90.18	1:44.323	10
4	12	ST1	4 Patrick WATTS	Peugeot 406	10	18:00.264	12.001	5.645	89.71	1:45.897	4
5	2	ST1	5 Neil SMITH	Alfa Romeo 156	10	18:01.330	13.067	1.066	89.62	1:46.116	4
6	37	ST1	6 Simon GARRAD	Renault Laguna	10	18:11.217	22.954	9.887	88.81	1:47.372	7
7	4	ST1	7 Graeme DODD	Nissan Primera	10	18:12.186	23.923	0.969	88.73	1:47.100	6
8	36	ST1	8 Keith BUTCHER	Nissan Primera Supertouring	10	18:27.870	39.607	15.684	87.47	1:48.298	3
9	70	ST1	9 David JARMAN	Nissan Primera	10	18:29.311	41.048	1.441	87.36	1:48.009	7
10	10	ST1	10 Daniel WHEELER	Nissan Primera	10	18:29.511	41.248	0.200	87.34	1:48.138	6
11	21	ST3	1 Max GOFF	BMW M3	10	18:44.415	56.152	14.904	86.18	1:50.245	3
12	14	ST1	11 Richard WOOD	Honda Accord	10	19:04.235	1:15.972	19.820	84.69	1:51.311	4
13	79	ST2	1 Mark JONES	Vauxhall Cavalier	10	19:17.780	1:29.517	13.545	83.70	1:53.198	9
14	27	ST2	2 Kingsley INGRAM	Mazda 323F	10	19:17.984	1:29.721	0.204	83.69	1:53.304	6
15	67	ST2	3 Tony ABSOLOM	Vauxhall Cavalier	9	17:55.426	1 Lap	1 Lap	81.10	1:54.300	6
16	60	GA3	1 Mark WRIGHT	Ford Escort RS1800 MKII	9	18:43.364	1 Lap	47.938	77.64	1:51.910	2

NOT CLASSIFIED

DNF	23	ST1	Derek PALMER	Nissan Primera	8	15:07.710	2 Laps	1 Lap	85.41	1:49.106	7
DNF	11	ST4	Steve DYMOKE	Alfa Romeo 156	6	11:47.497	4 Laps	2 Laps	82.18	1:54.441	6
DNF	55	ST2	Tom ANDREW	Alfa Romeo 155	2	4:32.340	8 Laps	4 Laps	71.17	2:19.534	1

FASTEST LAP

1	ST1	Stewart WHYTE	Honda Accord	10	1:44.323	92.89 mph	149.50 kph
21	ST3	Max GOFF	BMW M3	3	1:50.245	87.90 mph	141.47 kph
60	GA3	Mark WRIGHT	Ford Escort RS1800 MKII	2	1:51.910	86.59 mph	139.36 kph
79	ST2	Mark JONES	Vauxhall Cavalier	9	1:53.198	85.61 mph	137.78 kph
11	ST4	Steve DYMOKE	Alfa Romeo 156	6	1:54.441	84.68 mph	136.28 kph

Weather / Track : Cloudy / Dry

These results are provisional until the conclusion of any judicial and technical matters.

Oulton Park International
Circuit Length = 2.6920 miles
Start: 18:08 Flag 18:26 End: 18:28

Clerk Of Course :	Timekeeper :
-------------------	--------------

2014 HSCC Super Touring Car Championship

ROUND 4 - SECTOR ANALYSIS

SECTOR 1 = FL to I1, SECTOR 2 = I1 to I2, SECTOR 3 = I2 to FL, DIFF = Difference To Personal Best Lap

P1		3 ST1		James DODD		Honda Accord				
LAP	SECTOR 1		SECTOR 2		SECTOR 3		LAP TIME	MPH	DIFF	TIME OF DAY
1 -		117.3	51.194	105.0	29.695	110.5	1:51.075	87.24	5.390	18:10:39.289
2 -	26.531	118.1	50.741	104.8	29.399	110.1	1:46.671	90.85	0.986	18:12:25.960
3 -	26.396	117.9	50.381	105.5	29.412	110.0	1:46.189	91.26	0.504	18:14:12.149
4 -	26.246	118.7	50.295	105.3	29.339	109.8	1:45.880 (3)	91.53	0.195	18:15:58.029
5 -	26.464	118.3	50.652	105.1	29.400	109.8	1:46.516	90.98	0.831	18:17:44.545
6 -	26.149	119.1	50.396	105.5	29.270	110.3	1:45.815 (2)	91.58	0.130	18:19:30.360
7 -	26.067	118.7	50.465	104.6	29.153	109.4	1:45.685 (1)	91.69		18:21:16.045
8 -	26.110	118.3	50.971	104.5	29.272	110.7	1:46.353	91.12	0.668	18:23:02.398
9 -	26.150	118.3	52.377	103.4	29.236	110.5	1:47.763	89.93	2.078	18:24:50.161
10 -	25.967	119.1	51.008	103.7	29.341	109.8	1:46.316	91.15	0.631	18:26:36.477

P2		98 ST1		John CLELAND		Vauxhall Vectra				
LAP	SECTOR 1		SECTOR 2		SECTOR 3		LAP TIME	MPH	DIFF	TIME OF DAY
1 -		115.9	51.255	103.2	29.536	109.4	1:51.315	87.06	5.760	18:10:39.529
2 -	26.589	117.5	51.528	103.5	29.438	109.4	1:47.555	90.10	2.000	18:12:27.084
3 -	26.348	117.7	51.518	102.7	29.462	108.7	1:47.328	90.29	1.773	18:14:14.412
4 -	26.234	118.1	50.959	104.6	29.249	108.5	1:46.442	91.04	0.887	18:16:00.854
5 -	26.098	118.5	50.689	103.8	29.142	109.1	1:45.929 (3)	91.48	0.374	18:17:46.783
6 -	26.045	118.9	50.415	103.8	29.095	109.4	1:45.555 (1)	91.81		18:19:32.338
7 -	26.053	117.7	50.373	104.0	29.178	109.2	1:45.604 (2)	91.77	0.049	18:21:17.942
8 -	26.164	118.1	51.351	103.4	29.303	109.1	1:46.818	90.72	1.263	18:23:04.760
9 -	26.150	117.9	51.901	103.5	29.192	109.2	1:47.243	90.36	1.688	18:24:52.003
10 -	26.144	118.3	51.838	98.5	29.472	109.8	1:47.454	90.19	1.899	18:26:39.457

P3		1 ST1		Stewart WHYTE		Honda Accord				
LAP	SECTOR 1		SECTOR 2		SECTOR 3		LAP TIME	MPH	DIFF	TIME OF DAY
1 -		117.1	52.555	105.5	30.384	110.7	1:56.286	83.33	11.963	18:10:44.500
2 -	27.955	118.9	52.234	97.6	30.117	107.3	1:50.306	87.85	5.983	18:12:34.806
3 -	26.814	119.4	51.524	105.5	29.500	110.1	1:47.838	89.86	3.515	18:14:22.644
4 -	26.176	119.8	50.170	105.1	28.849	111.2	1:45.195 (3)	92.12	0.872	18:16:07.839
5 -	25.791	119.4	50.256	106.0	28.740	110.7	1:44.787 (2)	92.48	0.464	18:17:52.626
6 -	25.720	120.9	51.338	105.0	29.386	111.1	1:46.444	91.04	2.121	18:19:39.070
7 -	26.499	118.3	51.901	103.8	28.898	110.9	1:47.298	90.32	2.975	18:21:26.368
8 -	25.696	119.8	52.138	104.2	28.839	110.7	1:46.673	90.85	2.350	18:23:13.041
9 -	26.049	119.6	50.584	105.0	28.836	110.5	1:45.469	91.88	1.146	18:24:58.510
10 -	25.511	120.4	49.938	105.6	28.874	110.9	1:44.323 (1)	92.89		18:26:42.833

P4		12 ST1		Patrick WATTS		Peugeot 406				
LAP	SECTOR 1		SECTOR 2		SECTOR 3		LAP TIME	MPH	DIFF	TIME OF DAY
1 -		117.1	53.515	104.6	30.477	109.8	1:56.085	83.48	10.188	18:10:44.299
2 -	27.015	117.9	52.382	104.5	29.765	108.7	1:49.162	88.77	3.265	18:12:33.461
3 -	26.169	119.1	50.978	104.5	29.247	109.4	1:46.394 (3)	91.08	0.497	18:14:19.855
4 -	26.095	119.4	50.712	104.6	29.090	109.6	1:45.897 (1)	91.51		18:16:05.752
5 -	26.175	119.1	50.711	103.7	29.223	109.4	1:46.109 (2)	91.33	0.212	18:17:51.861
6 -	26.119	120.0	51.515	104.0	29.310	110.0	1:46.944	90.62	1.047	18:19:38.805
7 -	26.513	117.5	52.874	104.0	29.608	109.2	1:48.995	88.91	3.098	18:21:27.800
8 -	26.367	118.3	51.176	103.8	29.289	109.1	1:46.832	90.71	0.935	18:23:14.632
9 -	25.897	118.5	50.884	104.5	29.864	108.2	1:46.645	90.87	0.748	18:25:01.277
10 -	26.947	110.5	51.094	104.3	29.160	109.4	1:47.201	90.40	1.304	18:26:48.478

P5		2 ST1		Neil SMITH		Alfa Romeo 156				
LAP	SECTOR 1		SECTOR 2		SECTOR 3		LAP TIME	MPH	DIFF	TIME OF DAY
1 -		115.5	53.334	105.8	30.593	110.3	1:55.862	83.64	9.746	18:10:44.076
2 -	26.974	117.7	51.658	104.6	29.421	109.8	1:48.053	89.69	1.937	18:12:32.129
3 -	25.991	117.9	51.114	104.8	29.136	109.8	1:46.241 (2)	91.21	0.125	18:14:18.370
4 -	25.877	118.3	50.936	106.0	29.303	109.4	1:46.116 (1)	91.32		18:16:04.486
5 -	26.028	117.3	51.247	105.1	29.239	108.7	1:46.514 (3)	90.98	0.398	18:17:51.000
6 -	26.523	117.1	51.489	105.5	29.573	109.2	1:47.585	90.08	1.469	18:19:38.585

Oulton Park International
 Circuit Length = 2.6920 miles
 Start: 18:08 Flag 18:26 End: 18:28

Weather / Track : Cloudy / Dry

2014 HSCC Super Touring Car Championship

ROUND 4 - SECTOR ANALYSIS

SECTOR 1 = FL to I1, SECTOR 2 = I1 to I2, SECTOR 3 = I2 to FL, DIFF = Difference To Personal Best Lap

7 -	26.556	117.5	51.404	105.0	29.367	109.8	1:47.327	90.29	1.211	18:21:25.912
8 -	25.738	118.7	51.900	104.8	29.247	109.4	1:46.885	90.67	0.769	18:23:12.797
9 -	27.039	116.3	51.060	105.6	29.568	108.4	1:47.667	90.01	1.551	18:25:00.464
10 -	28.042	106.6	51.707	105.3	29.331	109.4	1:49.080	88.84	2.964	18:26:49.544

P6		37 ST1		Simon GARRAD		Renault Laguna				
LAP	SECTOR 1		SECTOR 2		SECTOR 3		LAP TIME	MPH	DIFF	TIME OF DAY
1 -		116.3	53.176	104.0	30.802	110.1	1:55.224	84.10	7.852	18:10:43.438
2 -	27.281	118.1	52.533	106.3	30.509	109.8	1:50.323	87.84	2.951	18:12:33.761
3 -	26.670	118.3	52.285	106.0	30.332	110.1	1:49.287	88.67	1.915	18:14:23.048
4 -	26.618	116.9	51.473	105.6	30.275	110.3	1:48.366	89.43	0.994	18:16:11.414
5 -	27.325	116.9	51.485	105.3	30.223	108.7	1:49.033	88.88	1.661	18:18:00.447
6 -	26.666	116.5	51.207	105.6	29.625	110.3	1:47.498 (2)	90.15	0.126	18:19:47.945
7 -	26.124	119.1	51.713	105.5	29.535	110.0	1:47.372 (1)	90.25		18:21:35.317
8 -	26.583	118.5	51.196	104.0	29.822	110.3	1:47.601 (3)	90.06	0.229	18:23:22.918
9 -	26.468	117.1	51.627	106.0	29.995	110.5	1:48.090	89.65	0.718	18:25:11.008
10 -	26.760	117.3	51.642	103.2	30.021	108.4	1:48.423	89.38	1.051	18:26:59.431

P7		4 ST1		Graeme DODD		Nissan Primera				
LAP	SECTOR 1		SECTOR 2		SECTOR 3		LAP TIME	MPH	DIFF	TIME OF DAY
1 -		114.1	53.195	101.6	30.555	108.4	1:55.549	83.87	8.449	18:10:43.763
2 -	28.456	117.9	52.270	102.4	30.198		1:50.924	87.36	3.824	18:12:34.687
3 -	27.212	99.1	52.252	104.0	29.447		1:48.911	88.98	1.811	18:14:23.598
4 -	26.233	117.9	52.037	103.7	29.816	108.4	1:48.086	89.66	0.986	18:16:11.684
5 -	27.324	114.5	51.751	103.8	29.687		1:48.762	89.10	1.662	18:18:00.446
6 -	26.198	116.3	51.349	102.6	29.553		1:47.100 (1)	90.48		18:19:47.546
7 -	26.308	117.3	51.713	103.4	29.492		1:47.513 (3)	90.14	0.413	18:21:35.059
8 -	26.834	113.7	53.468	101.5	29.657	107.8	1:49.959	88.13	2.859	18:23:25.018
9 -	26.294	117.1	51.560	102.7	29.430		1:47.284 (2)	90.33	0.184	18:25:12.302
10 -	26.575	116.9	51.863	101.9	29.660		1:48.098	89.65	0.998	18:27:00.400

P8		36 ST1		Keith BUTCHER		Nissan Primera Supertouring				
LAP	SECTOR 1		SECTOR 2		SECTOR 3		LAP TIME	MPH	DIFF	TIME OF DAY
1 -		115.9	53.786	102.9	30.218	106.8	1:57.967	82.15	9.669	18:10:46.181
2 -	27.447	116.9	52.830	101.5	30.188	108.0	1:50.465	87.73	2.167	18:12:36.646
3 -	27.009	116.7	51.789	105.0	29.500	110.1	1:48.298 (1)	89.48		18:14:24.944
4 -	26.932	114.3	51.689	104.3	30.255	109.4	1:48.876	89.01	0.578	18:16:13.820
5 -	27.145	117.3	52.135	102.7	29.486	109.2	1:48.766 (2)	89.10	0.468	18:18:02.586
6 -	26.638	116.7	52.165	104.2	30.043	109.4	1:48.846 (3)	89.03	0.548	18:19:51.432
7 -	27.068	116.3	52.713	102.4	30.313	106.8	1:50.094	88.02	1.796	18:21:41.526
8 -	27.727	117.3	52.988	102.7	30.588	108.7	1:51.303	87.07	3.005	18:23:32.829
9 -	27.490	116.5	53.332	102.6	30.121	109.8	1:50.943	87.35	2.645	18:25:23.772
10 -	27.339	116.3	54.747	102.7	30.226	107.8	1:52.312	86.28	4.014	18:27:16.084

P9		70 ST1		David JARMAN		Nissan Primera				
LAP	SECTOR 1		SECTOR 2		SECTOR 3		LAP TIME	MPH	DIFF	TIME OF DAY
1 -		111.1	57.108	101.3	32.014	106.5	2:05.394	77.28	17.385	18:10:53.608
2 -	28.481	113.3	53.329	101.2	29.975	107.3	1:51.785	86.69	3.776	18:12:45.393
3 -	27.230	115.7	52.055	103.4	29.848	107.8	1:49.133	88.80	1.124	18:14:34.526
4 -	28.326	115.7	52.266	103.7	30.034	106.5	1:50.626	87.60	2.617	18:16:25.152
5 -	27.142	116.7	51.820	103.8	29.643	108.7	1:48.605	89.23	0.596	18:18:13.757
6 -	26.834	117.5	52.057	104.0	29.507	107.8	1:48.398 (2)	89.40	0.389	18:20:02.155
7 -	27.241	116.1	51.282	103.7	29.486	106.5	1:48.009 (1)	89.72		18:21:50.164
8 -				102.1	29.593	107.3	1:49.185	88.76	1.176	18:23:39.349
9 -				103.4	30.005	107.3	1:48.547 (3)	89.28	0.538	18:25:27.896
10 -	27.009	117.1	52.496	100.6	30.124	105.1	1:49.629	88.40	1.620	18:27:17.525

P10		10 ST1		Daniel WHEELER		Nissan Primera				
LAP	SECTOR 1		SECTOR 2		SECTOR 3		LAP TIME	MPH	DIFF	TIME OF DAY
1 -		111.8	57.347	97.3	32.171	107.3	2:05.182	77.41	17.044	18:10:53.396

Weather / Track : Cloudy / Dry

Oulton Park International
Circuit Length = 2.6920 miles
Start: 18:08 Flag 18:26 End: 18:28

2014 HSCC Super Touring Car Championship

ROUND 4 - SECTOR ANALYSIS

SECTOR 1 = FL to I1, SECTOR 2 = I1 to I2, SECTOR 3 = I2 to FL, DIFF = Difference To Personal Best Lap

2 -	27.886	114.1	54.385	99.4	30.413	106.8	1:52.684	86.00	4.546	18:12:46.080
3 -	26.912	117.7	52.406	103.7	30.006	107.7	1:49.324	88.64	1.186	18:14:35.404
4 -	27.666	113.7	53.013	101.9	30.109	107.0	1:50.788	87.47	2.650	18:16:26.192
5 -	26.964	116.1	51.598	103.4	30.345	108.4	1:48.907	88.98	0.769	18:18:15.099
6 -	26.950	114.9	51.606	103.8	29.582	106.5	1:48.138 (1)	89.61		18:20:03.237
7 -	26.701	117.3	51.299	103.0	30.238	103.2	1:48.238 (2)	89.53	0.100	18:21:51.475
8 -	26.746	117.3	51.808	103.8	29.774	107.0	1:48.328 (3)	89.46	0.190	18:23:39.803
9 -	27.046	118.9	51.380	103.5	29.916	106.1	1:48.342	89.45	0.204	18:25:28.145
10 -	26.951	118.1	52.970	98.1	29.659	107.7	1:49.580	88.44	1.442	18:27:17.725

P11	21	ST3	Max GOFF		BMW M3					
LAP	SECTOR 1		SECTOR 2		SECTOR 3		LAP TIME	MPH	DIFF	TIME OF DAY
1 -		112.2	54.022	98.2	30.487	103.7	1:59.132	81.34	8.887	18:10:47.346
2 -	27.331	113.5	53.037	98.5	30.557	103.5	1:50.925 (3)	87.36	0.680	18:12:38.271
3 -	27.167	113.1	52.591	98.2	30.487	103.8	1:50.245 (1)	87.90		18:14:28.516
4 -	27.011	113.9	52.787	98.1	30.554	104.2	1:50.352 (2)	87.82	0.107	18:16:18.868
5 -	27.904	113.3	53.369	97.5	30.652	103.8	1:51.925	86.58	1.680	18:18:10.793
6 -	27.267	113.5	53.182	97.8	30.861	102.6	1:51.310	87.06	1.065	18:20:02.103
7 -	27.758	112.4	53.304	97.5	30.955	103.2	1:52.017	86.51	1.772	18:21:54.120
8 -	27.309	112.7	54.180	97.2	31.315	101.6	1:52.804	85.91	2.559	18:23:46.924
9 -	27.560	112.4	54.223	97.1	30.984	103.0	1:52.767	85.94	2.522	18:25:39.691
10 -	27.513	111.2	53.922	96.9	31.503	95.7	1:52.938	85.81	2.693	18:27:32.629

P12	14	ST1	Richard WOOD		Honda Accord					
LAP	SECTOR 1		SECTOR 2		SECTOR 3		LAP TIME	MPH	DIFF	TIME OF DAY
1 -		109.4	58.149	102.4	31.876	109.8	2:06.023	76.90	14.712	18:10:54.237
2 -	28.658	118.1	54.544	101.6	31.241	111.8	1:54.443	84.68	3.132	18:12:48.680
3 -	28.172	116.5	53.335	104.5	30.586	110.7	1:52.093 (3)	86.45	0.782	18:14:40.773
4 -	27.910	117.1	52.962	104.8	30.439	111.6	1:51.311 (1)	87.06		18:16:32.084
5 -	27.822	116.9	52.939	105.8	30.669	110.5	1:51.430 (2)	86.97	0.119	18:18:23.514
6 -	28.509	117.1	54.431	102.9	31.002	111.4	1:53.942	85.05	2.631	18:20:17.456
7 -	28.220	115.9	54.092	102.7	31.006	111.6	1:53.318	85.52	2.007	18:22:10.774
8 -	28.689	115.1	54.546	103.5	31.006	110.5	1:54.241	84.83	2.930	18:24:05.015
9 -	28.270	116.7	54.353	102.7	31.156	110.5	1:53.779	85.17	2.468	18:25:58.794
10 -	28.592	115.3	53.878	105.5	31.185	109.2	1:53.655	85.26	2.344	18:27:52.449

P13	79	ST2	Mark JONES		Vauxhall Cavalier					
LAP	SECTOR 1		SECTOR 2		SECTOR 3		LAP TIME	MPH	DIFF	TIME OF DAY
1 -		113.7	58.056	100.6	31.856	107.5	2:05.774	77.05	12.576	18:10:53.988
2 -	28.839	113.5	55.430	101.3	31.522	107.8	1:55.791	83.69	2.593	18:12:49.779
3 -	28.704	112.4	54.265	101.3	31.913	104.5	1:54.882	84.35	1.684	18:14:44.661
4 -	28.744	113.3	54.261	100.9	32.112	104.2	1:55.117	84.18	1.919	18:16:39.778
5 -	28.770	113.3	54.273	99.4	31.627		1:54.670	84.51	1.472	18:18:34.448
6 -	28.620	110.0	54.366	97.9	31.722	106.0	1:54.708	84.48	1.510	18:20:29.156
7 -	28.471	112.4	54.376	99.5	31.562	106.1	1:54.409 (3)	84.70	1.211	18:22:23.565
8 -	28.206	112.2	54.783	99.8	31.123	104.5	1:54.112 (2)	84.92	0.914	18:24:17.677
9 -	28.262	112.4	54.165	100.1	30.771	106.5	1:53.198 (1)	85.61		18:26:10.875
10 -	28.405	113.9	55.354	98.2	31.360	105.1	1:55.119	84.18	1.921	18:28:05.994

P14	27	ST2	Kingsley INGRAM		Mazda 323F					
LAP	SECTOR 1		SECTOR 2		SECTOR 3		LAP TIME	MPH	DIFF	TIME OF DAY
1 -		111.8	57.278	100.7	32.188	105.5	2:04.960	77.55	11.656	18:10:53.174
2 -	28.946	111.8	55.123	101.0	32.088	106.0	1:56.157	83.43	2.853	18:12:49.331
3 -	28.342	112.9	54.512	100.7	31.934	103.5	1:54.788	84.42	1.484	18:14:44.119
4 -				101.0	31.198	106.3	1:54.127	84.91	0.823	18:16:38.246
5 -				100.9	31.580	104.6	1:54.647	84.53	1.343	18:18:32.893
6 -	28.173	113.1	53.952	101.2	31.179	106.5	1:53.304 (1)	85.53		18:20:26.197
7 -	29.128	110.9	56.262	99.7	31.361	106.5	1:56.751	83.00	3.447	18:22:22.948
8 -	28.121	112.9	54.683	100.4	31.238	105.6	1:54.042 (3)	84.98	0.738	18:24:16.990
9 -				101.0	31.165	106.3	1:53.667 (2)	85.26	0.363	18:26:10.657
10 -	28.550	111.8	56.502	100.7	30.489	107.2	1:55.541	83.87	2.237	18:28:06.198

Weather / Track : Cloudy / Dry

Oulton Park International
Circuit Length = 2.6920 miles
Start: 18:08 Flag 18:26 End: 18:28

2014 HSCC Super Touring Car Championship

ROUND 4 - SECTOR ANALYSIS

SECTOR 1 = FL to I1, SECTOR 2 = I1 to I2, SECTOR 3 = I2 to FL, DIFF = Difference To Personal Best Lap

P15 67 ST2 Tony ABSOLOM		Vauxhall Cavalier								
LAP	SECTOR 1	SECTOR 2	SECTOR 3	LAP TIME	MPH	DIFF	TIME OF DAY			
1 -		110.1	58.051	97.1	32.308	105.3	2:07.702	75.88	13.402	18:10:55.916
2 -	28.894	111.2	56.427	95.5	32.153	105.5	1:57.474	82.49	3.174	18:12:53.390
3 -	30.045	108.9	56.016	98.5	31.681	105.5	1:57.742	82.30	3.442	18:14:51.132
4 -	28.592	112.0	55.459	97.2	31.662	104.3	1:55.713 (3)	83.75	1.413	18:16:46.845
5 -	28.269	112.0	55.163	98.6	31.586	105.5	1:55.018 (2)	84.25	0.718	18:18:41.863
6 -	28.178	111.6	54.602	101.2	31.520	105.1	1:54.300 (1)	84.78		18:20:36.163
7 -	27.735	113.7	1:04.343	95.4	33.681	99.7	2:05.759	77.06	11.459	18:22:41.922
8 -	30.567	108.4	56.614	96.6	33.474	101.8	2:00.655	80.32	6.355	18:24:42.577
9 -	29.425	108.7	58.366	90.1	33.272	97.9	2:01.063	80.05	6.763	18:26:43.640

P16 60 GA3 Mark WRIGHT		Ford Escort RS1800 MKII								
LAP	SECTOR 1	SECTOR 2	SECTOR 3	LAP TIME	MPH	DIFF	TIME OF DAY			
1 -		116.1	55.157	101.2	31.211	106.3	2:00.647	80.32	8.737	18:10:48.861
2 -	27.255	117.3	53.665	101.8	30.990	107.3	1:51.910 (1)	86.59		18:12:40.771
3 -	27.945	113.9	54.120	101.3	31.179	106.3	1:53.244 (2)	85.57	1.334	18:14:34.015
4 -	28.757	113.3	55.941	100.6	31.380	105.8	1:56.078	83.48	4.168	18:16:30.093
5 -	27.784	113.1	54.044	100.3	31.451	105.6	1:53.279 (3)	85.55	1.369	18:18:23.372
6 -	28.233	113.7	56.371	93.5	36.570	86.3	2:01.174	79.97	9.264	18:20:24.546
7 -	33.190	94.7	1:02.218	87.6	40.926	78.2	2:16.334	71.08	24.424	18:22:40.880
8 -	35.745	90.8	1:06.886	75.4	40.469	79.6	2:23.100	67.72	31.190	18:25:03.980
9 -	34.891	89.5	1:10.556	69.9	42.151	65.9	2:27.598	65.66	35.688	18:27:31.578

P17 23 ST1 Derek PALMER		Nissan Primera								
LAP	SECTOR 1	SECTOR 2	SECTOR 3	LAP TIME	MPH	DIFF	TIME OF DAY			
1 -		117.7	53.572	105.1	30.101	111.2	1:56.888	82.91	7.782	18:10:45.102
2 -	28.047	117.7	52.076	105.0	29.821	111.1	1:49.944	88.14	0.838	18:12:35.046
3 -	27.436	117.7	52.056	104.6	29.707	111.1	1:49.199 (3)	88.74	0.093	18:14:24.245
4 -	26.889	118.7	52.293	101.5	30.117	111.1	1:49.299	88.66	0.193	18:16:13.544
5 -	27.628	118.5	52.633	104.6	29.677	111.1	1:49.938	88.15	0.832	18:18:03.482
6 -	26.951	118.7	52.540	105.0	29.659	111.2	1:49.150 (2)	88.78	0.044	18:19:52.632
7 -	26.927	118.5	51.891	102.9	30.288	110.7	1:49.106 (1)	88.82		18:21:41.738
8 -	27.786	117.5	53.858	96.6	IN PIT		2:14.186 P	72.22	25.080	18:23:55.924

P18 11 ST4 Steve DYMOKE		Alfa Romeo 156								
LAP	SECTOR 1	SECTOR 2	SECTOR 3	LAP TIME	MPH	DIFF	TIME OF DAY			
1 -		111.1	57.908	99.1	32.710	106.8	2:08.407	75.47	13.966	18:10:56.621
2 -	28.921	114.3	56.400	100.3	31.901	107.2	1:57.222	82.67	2.781	18:12:53.843
3 -	28.730	112.4	55.929	100.4	31.873	106.1	1:56.532	83.16	2.091	18:14:50.375
4 -	28.103	113.1	55.565	100.6	31.680	105.1	1:55.348 (2)	84.01	0.907	18:16:45.723
5 -	28.282	111.8	55.754	100.7	31.511	106.3	1:55.547 (3)	83.87	1.106	18:18:41.270
6 -	27.964	113.7	55.040	100.4	31.437	105.3	1:54.441 (1)	84.68		18:20:35.711

P19 55 ST2 Tom ANDREW		Alfa Romeo 155								
LAP	SECTOR 1	SECTOR 2	SECTOR 3	LAP TIME	MPH	DIFF	TIME OF DAY			
1 -		96.6	1:00.154	83.6	34.197	98.8	2:19.534 (1)	69.45		18:11:07.748
2 -	30.504	107.3	58.534	90.0	IN PIT		2:12.806 P	72.97		18:13:20.554

Weather / Track : Cloudy / Dry

Oulton Park International
Circuit Length = 2.6920 miles
Start: 18:08 Flag 18:26 End: 18:28

2014 HSCC Super Touring Car Championship

ROUND 4 - BEST SPEEDS

POS	SECTOR 1			SECTOR 2			FINISH LINE		
	NO	NAME	MPH	NO	NAME	MPH	NO	NAME	MPH
1	1	Stewart WHYTE	120.9	37	Simon GARRAD	106.3	14	Richard WOOD	111.8
2	12	Patrick WATTS	120.0	1	Stewart WHYTE	106.0	1	Stewart WHYTE	111.2
3	3	James DODD	119.1	2	Neil SMITH	106.0	23	Derek PALMER	111.2
4	37	Simon GARRAD	119.1	14	Richard WOOD	105.8	3	James DODD	110.7
5	10	Daniel WHEELER	118.9	3	James DODD	105.5	37	Simon GARRAD	110.5
6	98	John CLELAND	118.9	23	Derek PALMER	105.1	2	Neil SMITH	110.3
7	2	Neil SMITH	118.7	36	Keith BUTCHER	105.0	36	Keith BUTCHER	110.1
8	23	Derek PALMER	118.7	12	Patrick WATTS	104.6	12	Patrick WATTS	110.0
9	14	Richard WOOD	118.1	98	John CLELAND	104.6	98	John CLELAND	109.8
10	4	Graeme DODD	117.9	4	Graeme DODD	104.0	70	David JARMAN	108.7
11	70	David JARMAN	117.5	70	David JARMAN	104.0	4	Graeme DODD	108.4
12	60	Mark WRIGHT	117.3	10	Daniel WHEELER	103.8	10	Daniel WHEELER	108.4
13	36	Keith BUTCHER	117.3	60	Mark WRIGHT	101.8	79	Mark JONES	107.8
14	11	Steve DYMOKE	114.3	79	Mark JONES	101.3	60	Mark WRIGHT	107.3
15	21	Max GOFF	113.9	27	Kingsley INGRAM	101.2	27	Kingsley INGRAM	107.2
16	79	Mark JONES	113.9	67	Tony ABSOLOM	101.2	11	Steve DYMOKE	107.2
17	67	Tony ABSOLOM	113.7	11	Steve DYMOKE	100.7	67	Tony ABSOLOM	105.5
18	27	Kingsley INGRAM	113.1	21	Max GOFF	98.5	21	Max GOFF	104.2
19	55	Tom ANDREW	107.3	55	Tom ANDREW	90.0	55	Tom ANDREW	98.8

Weather / Track : Cloudy / Dry

Results can be found at www.tsl-timing.com

Oulton Park International
Circuit Length = 2.6920 miles
Start: 18:08 Flag 18:26 End: 18:28

Printed - 18:29 Sunday, 08 June 2014

2014 HSCC Super Touring Car Championship

ROUND 4 - BEST SECTORS

SECTOR 1			SECTOR 2			SECTOR 3			IDEAL / BEST COMPARISON						
POS	NO	NAME	TIME	NO	NAME	TIME	NO	NAME	TIME	POS	NO	NAME	IDEAL	BEST	DIFF
1	1	WHYTE	25.511	1	WHYTE	49.938	1	WHYTE	28.740						
2	2	SMITH	25.738	3	DODD	50.295	12	WATTS	29.090	1	1	WHYTE	1:44.189	1:44.323	0.134
3	12	WATTS	25.897	98	CLELAND	50.373	98	CLELAND	29.095	2	3	DODD	1:45.415	1:45.685	0.270
4	3	DODD	25.967	12	WATTS	50.711	2	SMITH	29.136	3	98	CLELAND	1:45.513	1:45.555	0.042
5	98	CLELAND	26.045	2	SMITH	50.936	3	DODD	29.153	4	12	WATTS	1:45.698	1:45.897	0.199
6	37	GARRAD	26.124	37	GARRAD	51.196	4	DODD	29.430	5	2	SMITH	1:45.810	1:46.116	0.306
7	4	DODD	26.198	70	JARMAN	51.282	36	BUTCHER	29.486	6	37	GARRAD	1:46.855	1:47.372	0.517
8	36	BUTCHER	26.638	10	WHEELER	51.299	70	JARMAN	29.486	7	4	DODD	1:46.977	1:47.100	0.123
9	10	WHEELER	26.701	4	DODD	51.349	37	GARRAD	29.535	8	10	WHEELER	1:47.582	1:48.138	0.556
10	70	JARMAN	26.834	36	BUTCHER	51.689	10	WHEELER	29.582	9	70	JARMAN	1:47.602	1:48.009	0.407
11	23	PALMER	26.889	23	PALMER	51.891	23	PALMER	29.659	10	36	BUTCHER	1:47.813	1:48.298	0.485
12	21	GOFF	27.011	21	GOFF	52.591	14	WOOD	30.439	11	23	PALMER	1:48.439	1:49.106	0.667
13	60	WRIGHT	27.255	14	WOOD	52.939	21	GOFF	30.487	12	21	GOFF	1:50.089	1:50.245	0.156
14	11	DYMOKE	27.711	60	WRIGHT	53.665	27	INGRAM	30.489	13	14	WOOD	1:51.200	1:51.311	0.111
15	67	ABSOLOM	27.735	27	INGRAM	53.952	79	JONES	30.771	14	60	WRIGHT	1:51.910	1:51.910	0.000
16	14	WOOD	27.822	79	JONES	54.165	60	WRIGHT	30.990	15	27	INGRAM	1:52.562	1:53.304	0.742
17	27	INGRAM	28.121	67	ABSOLOM	54.602	11	DYMOKE	31.437	16	79	JONES	1:53.142	1:53.198	0.056
18	79	JONES	28.206	11	DYMOKE	55.040	67	ABSOLOM	31.520	17	67	ABSOLOM	1:53.857	1:54.300	0.443
19	55	ANDREW	30.504	55	ANDREW	58.534	55	ANDREW	34.197	18	11	DYMOKE	1:54.188	1:54.441	0.253
										19	55	ANDREW	2:03.235	2:19.534	16.299

Weather / Track : Cloudy / Dry

Results can be found at www.tsl-timing.com

Oulton Park International
 Circuit Length = 2.6920 miles
 Start: 18:08 Flag 18:26 End: 18:28

Printed - 18:29 Sunday, 08 June 2014

2014 HSCC Super Touring Car Championship

ROUND 4 - LAP CHART

LAP 1			LAP 2			LAP 3			LAP 4			LAP 5		
NO	BEHIND	LAP TIME	NO	BEHIND	LAP TIME	NO	BEHIND	LAP TIME	NO	BEHIND	LAP TIME	NO	BEHIND	LAP TIME
3		1:51.075	3		1:46.671	3		1:46.189	3		1:45.880	3		1:46.516
98	0.240	1:51.315	98	1.124	1:47.555	98	2.263	1:47.328	98	2.825	1:46.442	98	2.238	1:45.929
37	4.149	1:55.224	2	6.169	1:48.053	2	6.221	1:46.241	2	6.457	1:46.116	2	6.455	1:46.514
4	4.474	1:55.549	12	7.501	1:49.162	12	7.706	1:46.394	12	7.723	1:45.897	12	7.316	1:46.109
2	4.787	1:55.862	37	7.801	1:50.323	1	10.495	1:47.838	1	9.810	1:45.195	1	8.081	1:44.787
12	5.010	1:56.085	4	8.727	1:50.924	37	10.899	1:49.287	37	13.385	1:48.366	4	15.901	1:48.762
1	5.211	1:56.286	1	8.846	1:50.306	4	11.449	1:48.911	4	13.655	1:48.086	37	15.902	1:49.033
23	5.813	1:56.888	23	9.086	1:49.944	23	12.096	1:49.199	23	15.515	1:49.299	36	18.041	1:48.766
36	6.892	1:57.967	36	10.686	1:50.465	36	12.795	1:48.298	36	15.791	1:48.876	23	18.937	1:49.938
21	8.057	1:59.132	21	12.311	1:50.925	21	16.367	1:50.245	21	20.839	1:50.352	21	26.248	1:51.925
60	9.572	2:00.647	60	14.811	1:51.910	60	21.866	1:53.244	70	27.123	1:50.626	70	29.212	1:48.605
27	13.885	2:04.960	70	19.433	1:51.785	70	22.377	1:49.133	10	28.163	1:50.788	10	30.554	1:48.907
10	14.107	2:05.182	10	20.120	1:52.684	10	23.255	1:49.324	60	32.064	1:56.078	60	38.827	1:53.279
70	14.319	2:05.394	14	22.720	1:54.443	14	28.624	1:52.093	14	34.055	1:51.311	14	38.969	1:51.430
79	14.699	2:05.774	27	23.371	1:56.157	27	31.970	1:54.788	27	40.217	1:54.127	27	48.348	1:54.647
14	14.948	2:06.023	79	23.819	1:55.791	79	32.512	1:54.882	79	41.749	1:55.117	79	49.903	1:54.670
67	16.627	2:07.702	67	27.430	1:57.474	11	38.226	1:56.532	11	47.694	1:55.348	11	56.725	1:55.547
11	17.332	2:08.407	11	27.883	1:57.222	67	38.983	1:57.742	67	48.816	1:55.713	67	57.318	1:55.018
55	28.459	2:19.534	55	54.594	2:12.806 P									

Weather / Track : Cloudy / Dry

Oulton Park International
 Circuit Length = 2.6920 miles
 Start: 18:08 Flag 18:26 End: 18:28

2014 HSCC Super Touring Car Championship

ROUND 4 - LAP CHART

LAP 6			LAP 7			LAP 8			LAP 9			LAP 10		
NO	BEHIND	LAP TIME	NO	BEHIND	LAP TIME	NO	BEHIND	LAP TIME	NO	BEHIND	LAP TIME	NO	BEHIND	LAP TIME
3		1:45.815	3		1:45.685	3		1:46.353	3		1:47.763	3		1:46.316
98	1.978	1:45.555	98	1.897	1:45.604	98	2.362	1:46.818	98	1.842	1:47.243	98	2.980	1:47.454
2	8.225	1:47.585	2	9.867	1:47.327	2	10.399	1:46.885	1	8.349	1:45.469	1	6.356	1:44.323
12	8.445	1:46.944	1	10.323	1:47.298	1	10.643	1:46.673	2	10.303	1:47.667	67	1 Lap	2:01.063
1	8.710	1:46.444	12	11.755	1:48.995	12	12.234	1:46.832	12	11.116	1:46.645	12	12.001	1:47.201
4	17.186	1:47.100	4	19.014	1:47.513	37	20.520	1:47.601	60	1 Lap	2:23.100	2	13.067	1:49.080
37	17.585	1:47.498	37	19.272	1:47.372	4	22.620	1:49.959	37	20.847	1:48.090	37	22.954	1:48.423
36	21.072	1:48.846	36	25.481	1:50.094	36	30.431	1:51.303	4	22.141	1:47.284	4	23.923	1:48.098
23	22.272	1:49.150	23	25.693	1:49.106	70	36.951	1:49.185	36	33.611	1:50.943	36	39.607	1:52.312
21	31.743	1:51.310	70	34.119	1:48.009	10	37.405	1:48.328	70	37.735	1:48.547	70	41.048	1:49.629
70	31.795	1:48.398	10	35.430	1:48.238	21	44.526	1:52.804	10	37.984	1:48.342	10	41.248	1:49.580
10	32.877	1:48.138	21	38.075	1:52.017	23	53.526	2:14.186 P	21	49.530	1:52.767	60	1 Lap	2:27.598
14	47.096	1:53.942	14	54.729	1:53.318	14	1:02.617	1:54.241	14	1:08.633	1:53.779	21	56.152	1:52.938
60	54.186	2:01.174	27	1:06.903	1:56.751	27	1:14.592	1:54.042	27	1:20.496	1:53.667	14	1:15.972	1:53.655
27	55.837	1:53.304	79	1:07.520	1:54.409	79	1:15.279	1:54.112	79	1:20.714	1:53.198	79	1:29.517	1:55.119
79	58.796	1:54.708	60	1:24.835	2:16.334	67	1:40.179	2:00.655				27	1:29.721	1:55.541
11	1:05.351	1:54.441	67	1:25.877	2:05.759									
67	1:05.803	1:54.300												

Weather / Track : Cloudy / Dry

Results can be found at www.tsl-timing.com

Page 2 of 2

Oulton Park International
 Circuit Length = 2.6920 miles
 Start: 18:08 Flag 18:26 End: 18:28

Printed - 18:29 Sunday, 08 June 2014

2014 HSCC Super Touring Car Championship

ROUND 4 - POSITION CHART

No	Name	Lap											
		Pos	1	2	3	4	5	6	7	8	9	10	
3	DODD	1	3	3	3	3	3	3	3	3	3	3	3
98	CLELAND	2	98	98	98	98	98	98	98	98	98	98	98
37	GARRAD	3	37	2	2	2	2	2	2	2	1	1	
23	PALMER	4	4	12	12	12	12	12	1	1	2	12	
4	DODD	5	2	37	1	1	1	1	12	12	12	2	
1	WHYTE	6	12	4	37	37	4	4	4	37	37	37	
12	WATTS	7	1	1	4	4	37	37	37	4	4	4	
2	SMITH	8	23	23	23	23	36	36	36	36	36	36	
21	GOFF	9	36	36	36	36	23	23	23	70	70	70	
70	JARMAN	10	21	21	21	21	21	21	70	10	10	10	
36	BUTCHER	11	60	60	60	70	70	70	10	21	21	21	
60	WRIGHT	12	27	70	70	10	10	10	21	23	14	14	
27	INGRAM	13	10	10	10	60	60	14	14	14	27	79	
11	DYMOKE	14	70	14	14	14	14	60	27	27	79	27	
14	WOOD	15	79	27	27	27	27	27	79	79	67		
55	ANDREW	16	14	79	79	79	79	79	60	67	60		
67	ABSOLOM	17	67	67	11	11	11	11	67	60			
10	WHEELER	18	11	11	67	67	67	67					
79	JONES	19	55	55									

Weather / Track : Cloudy / Dry

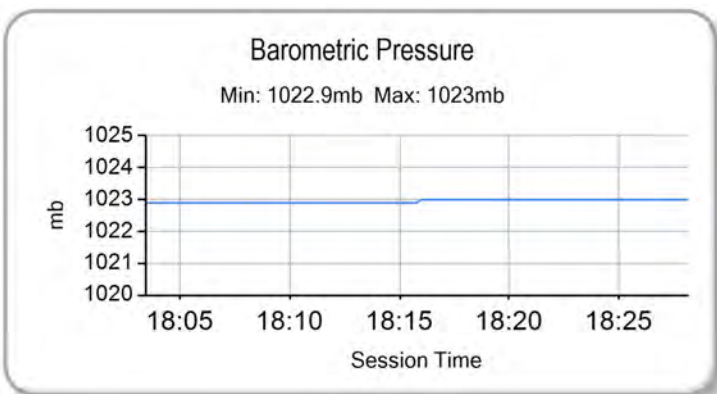
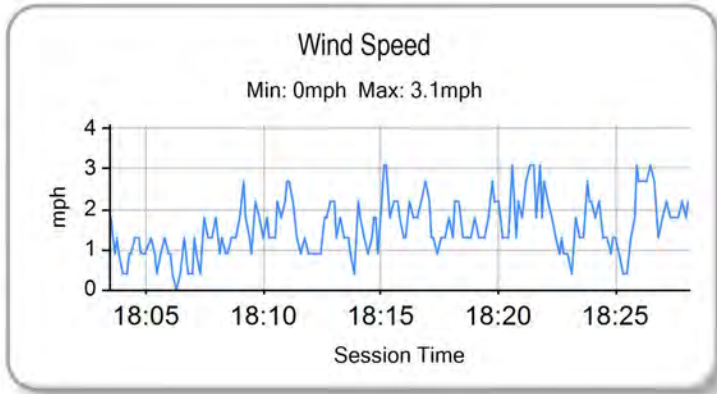
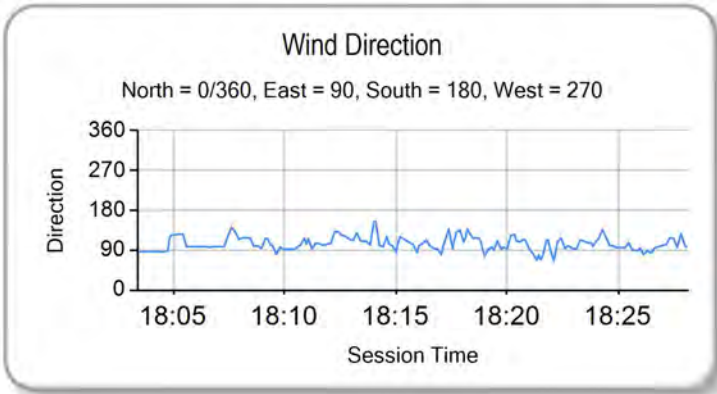
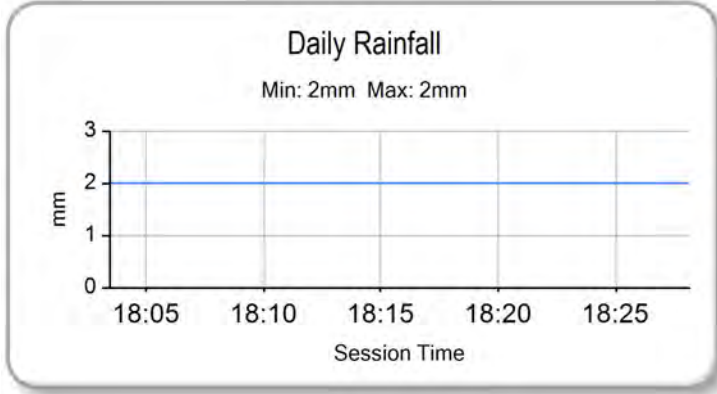
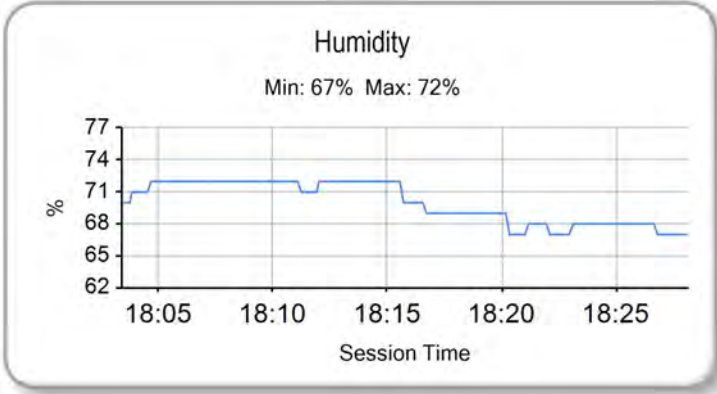
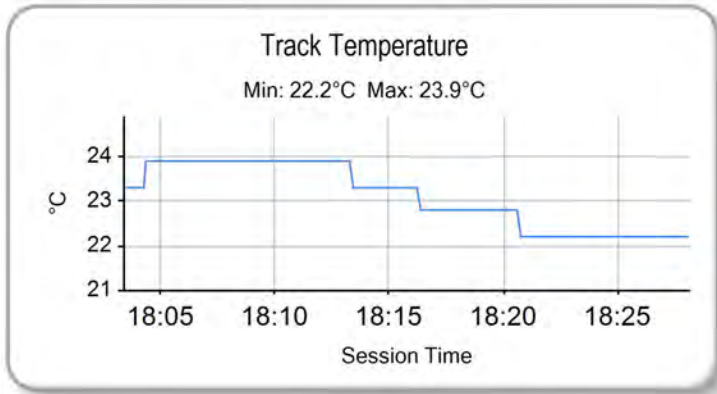
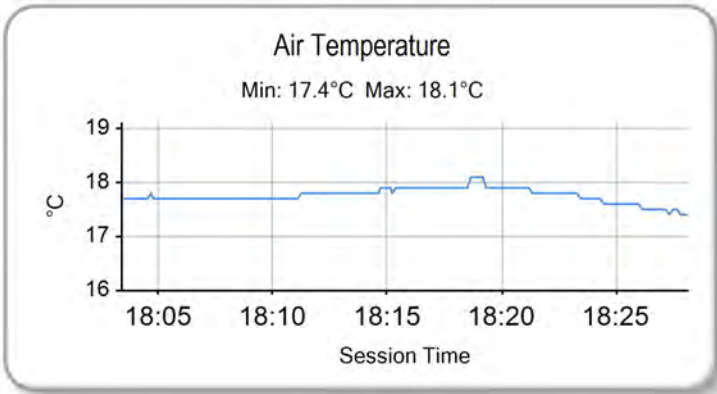
Results can be found at www.tsl-timing.com

Oulton Park International
 Circuit Length = 2.6920 miles
 Start: 18:08 Flag 18:26 End: 18:28

Printed - 18:29 Sunday, 08 June 2014

2014 HSCC Super Touring Car Championship

ROUND 4 - WEATHER CONDITIONS



Weather / Track : Cloudy / Dry

Results can be found at www.tsl-timing.com

Oulton Park International
 Circuit Length = 2.6920 miles
 Start: 18:08 Flag 18:26 End: 18:28

Printed - 18:30 Sunday, 08 June 2014