



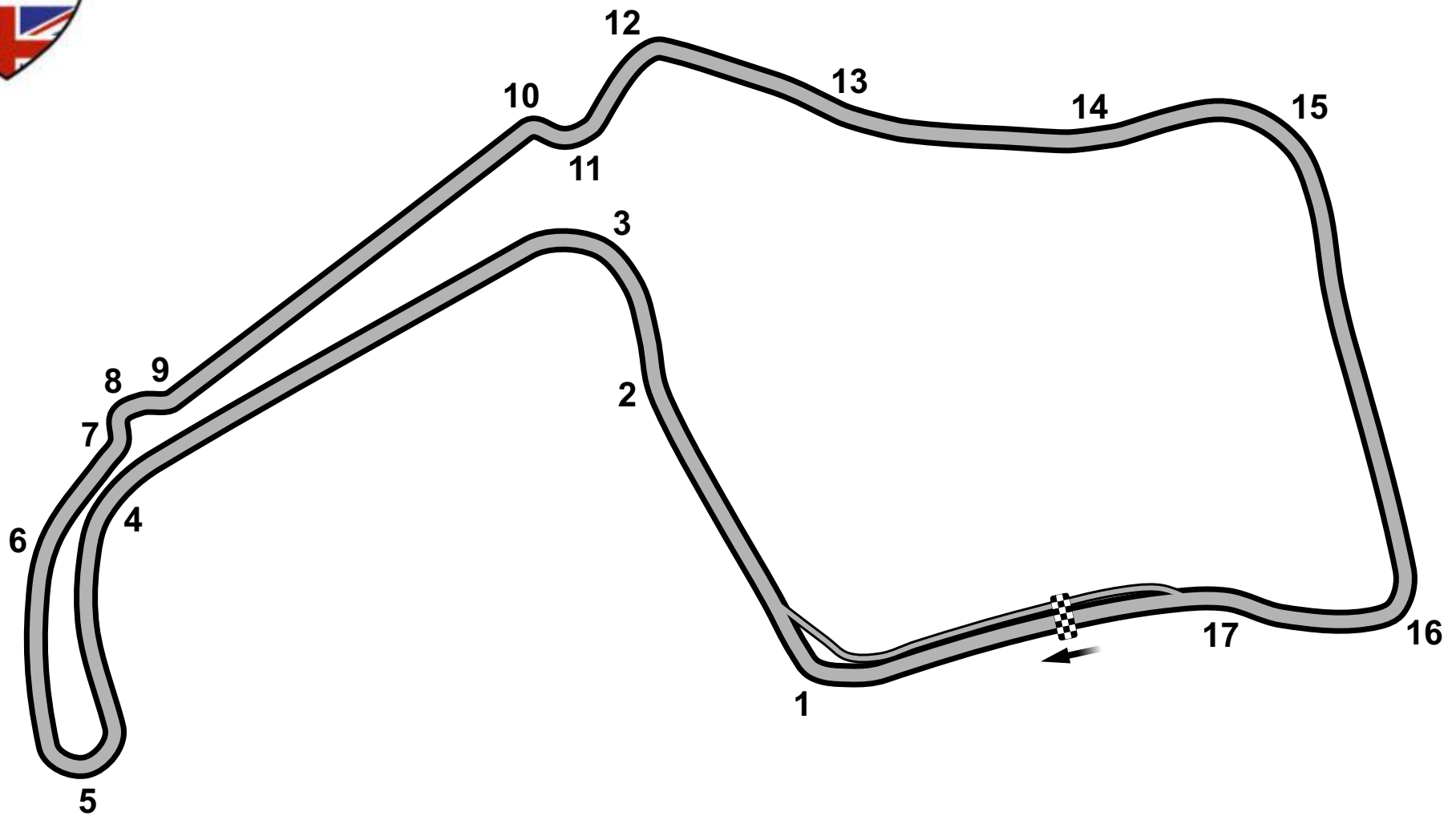
Gold Cup

Oulton Park

24 - 26 August 2013



Timing and Results by MST SYSTEMS Ltd
www.mstworld.com



Oulton Park

Centreline Length	4.332 km (2.692 miles)
Start Line Offset	0 m
Pit Lane	200 m (12 seconds at 60 km/h)

HSCC Super Touring Trophy Race
RACE 4 - QUALIFYING - Oulton Park - 24-26 August 2013

POS	NO	CL	DRIVER	CAR	TIME	LAPS	GAP	MPH
1	23	A	Palmer	Nissan Primera	1:47.242	7		90.36
2	3	A	Dodd	Honda Accord	1:47.598	6	0.356	90.06
3	121	A	Watts	Peugeot 406	1:48.114	10	0.872	89.63
4	8	A	Cleland	Vauxhall Vectra	1:48.403	7	1.161	89.40
5	6	D	Smith/Harvey	Ford Sierra RS 500	1:49.420	9	2.178	88.56
6	70	A	Whyte	Honda Accord	1:49.571	8	2.329	88.44
7	84	A	Hawken	Nissan Primera	1:49.576	9	2.334	88.44
8	41	C	Goff	BMW M3	1:51.976	8	4.734	86.54
9	5	D	Garrad	Ford Sierra RS500	1:52.318	9	5.076	86.28
10	32	B	Ingram	Mazda 323F	1:53.125	10	5.883	85.66
11	79	A	Jones	Vauxhall Cavalier	1:54.094	10	6.852	84.94
12	55	B	Andrew	Alfa Romeo 155	1:54.173	10	6.931	84.88
13	19	D	Wait	Ford Sierra	1:54.686	9	7.444	84.50
14	77	A	Jarman	Nissan Primera	1:55.391	7	8.149	83.98
15	12	INV	Fletcher/Pocklington	Vauxhall Cavalier Gsi	1:56.983	9	9.741	82.84
16	22	G	Wood	Ford Capri	1:57.621	6	10.379	82.39
17	4	INV	Dymoke	Alfa Romeo 156	1:57.992	7	10.750	82.13

Car 12 - No working transponder please fix for race

Weather/Track: Cloud/Dry

These results are provisional until the conclusion of any judicial and technical matters.

Oulton Park

Circuit Length = 2.6920 miles.

Start: 13:55 End: 14:15

Clerk of the Course:

Timekeeper:

HSCC Super Touring Trophy Race

RACE 4 - QUALIFYING LAP ANALYSIS - Oulton Park - 24-26 August 2013

3	Dodd	Honda Accord
1 - X:00.000	6 - 4:34.275P	
2 - 1:58.149		
3 - 2:00.596		
4 - 1:47.598		
5 - 2:04.447P		
4	Dymoke	Alfa Romeo 156
1 - X:00.000	6 - 1:59.119	
2 - 2:07.666	7 - 2:25.214P	
3 - 2:02.102		
4 - 2:04.258		
5 - 1:57.992		
5	Garrad	Ford Sierra RS500
1 - X:00.000	6 - 1:52.318	
2 - 1:58.996	7 - 1:52.363	
3 - 1:54.005	8 - 1:52.432	
4 - 1:54.075	9 - 2:08.335P	
5 - 1:53.823		
6	Smith/Harvey	Ford Sierra RS 500
1 - X:00.000	6 - 1:50.037	
2 - 2:01.840	7 - 1:49.420	
3 - 1:52.977	8 - 2:23.396P	
4 - 1:51.069	9 - 3:29.367	
5 - 1:50.449		
8	Cleland	Vauxhall Vectra
1 - X:00.000	6 - 1:48.403	
2 - 1:53.614	7 - 2:14.335P	
3 - 1:52.373		
4 - 1:53.737		
5 - 1:49.235		
12	Fletcher/Pocklington	Vauxhall Cavalier Gsi
1 - X:00.000	6 - 2:01.610	
2 - 2:05.432	7 - 2:07.286	
3 - 2:00.407	8 - 1:56.983	
4 - 2:08.944P	9 - 2:04.979	
5 - 3:04.478		

Weather/Track: Cloud/Dry

www.mstworld.com

Page 1 of 3

Oulton Park
Circuit Length = 2.6920 miles.
Start: 13:55 End: 14:15

Printed - 14:17 Saturday, 24 August 2013

HSCC Super Touring Trophy Race

RACE 4 - QUALIFYING LAP ANALYSIS - Oulton Park - 24-26 August 2013

(contd.)

19	Wait	Ford Sierra
1 - X:00.000	6 - 2:15.934	
2 - 2:15.314	7 - 1:59.204	
3 - 2:16.249	8 - 1:54.686	
4 - 2:12.609	9 - 2:07.932	
5 - 2:15.502		
22	Wood	Ford Capri
1 - X:00.000	6 - 2:15.507P	
2 - 2:01.921		
3 - 2:01.401		
4 - 2:10.366		
5 - 1:57.621		
23	Palmer	Nissan Primera
1 - X:00.000	6 - 1:48.010	
2 - 1:52.270	7 - 1:53.697P	
3 - 1:50.202		
4 - 1:47.936		
5 - 1:47.242		
32	Ingram	Mazda 323F
1 - X:00.000	6 - 1:53.125	
2 - 1:57.508	7 - 1:54.874	
3 - 1:56.195	8 - 1:58.212	
4 - 1:54.675	9 - 2:10.637	
5 - 1:53.153	10 - 1:53.295	
41	Goff	BMW M3
1 - X:00.000	6 - 1:51.976	
2 - 2:05.389	7 - 2:15.753P	
3 - 1:57.534	8 - 5:17.261	
4 - 1:55.442		
5 - 1:54.144		
55	Andrew	Alfa Romeo 155
1 - X:00.000	6 - 1:55.291	
2 - 2:02.204	7 - 1:54.173	
3 - 1:58.627	8 - 1:56.399	
4 - 1:55.868	9 - 1:54.795	
5 - 1:55.510	10 - 1:54.173	

Weather/Track: Cloud/Dry

www.mstworld.com

Page 2 of 3

Oulton Park
Circuit Length = 2.6920 miles.
Start: 13:55 End: 14:15

Printed - 14:17 Saturday, 24 August 2013

HSCC Super Touring Trophy Race

RACE 4 - QUALIFYING LAP ANALYSIS - Oulton Park - 24-26 August 2013

(contd.)

70	Whyte	Honda Accord
1 - X:00.000	6 - 1:49.571	
2 - 2:00.392	7 - 1:57.562	
3 - 1:56.090	8 - 3:01.896P	
4 - 1:52.220		
5 - 1:50.015		
77	Jarman	Nissan Primera
1 - X:00.000	6 - 6:24.321	
2 - 2:00.627	7 - 1:55.391	
3 - 1:57.652		
4 - 1:56.204		
5 - 2:55.426P		
79	Jones	Vauxhall Cavalier
1 - X:00.000	6 - 1:55.723	
2 - 2:02.570	7 - 1:55.824	
3 - 2:07.934	8 - 2:04.698	
4 - 1:58.831	9 - 1:54.094	
5 - 1:57.343	10 - 1:55.378	
84	Hawken	Nissan Primera
1 - X:00.000	6 - 1:51.362	
2 - 1:58.780	7 - 1:52.013	
3 - 1:54.526	8 - 1:50.098	
4 - 1:59.867P	9 - 1:49.576	
5 - 3:35.247		
121	Watts	Peugeot 406
1 - X:00.000	6 - 1:50.602	
2 - 2:01.003	7 - 1:49.818	
3 - 2:01.159	8 - 1:48.940	
4 - 2:06.758	9 - 1:48.452	
5 - 1:51.190	10 - 1:48.114	

Weather/Track: Cloud/Dry

www.mstworld.com


Page 3 of 3

Oulton Park
Circuit Length = 2.6920 miles.
Start: 13:55 End: 14:15

Printed - 14:17 Saturday, 24 August 2013

HSCC Super Touring Trophy Race

RACE 4 - STARTING GRID - Oulton Park - 24-26 August 2013

ROW 9	4	Dymoke		
ROW 8	12	Fletcher/Pocklington	22	Wood
ROW 7	19	Wait	77	Jarman
ROW 6	79	Jones	55	Andrew
ROW 5	5	Garrad	32	Ingram
ROW 4	84	Hawken	41	Goff
ROW 3	6	Smith/Harvey	70	Whyte
ROW 2	121	Watts	8	Cleland
ROW 1	23	Palmer	3	Dodd
POLE				
				

Weather/Track: Cloud/Dry

These results are provisional until the conclusion of any judicial and technical matters.

Oulton Park
Circuit Length = 2.6920 miles.
Start: 13:55 End: 14:15

Clerk of the Course:

Timekeeper:

HSCC Super Touring Trophy Race

RACE 4 - CLASSIFICATION - Oulton Park - 24-26 August 2013

POS	NO	CL	DRIVER	CAR	TIME	LAPS	GAP	MPH	BEST
1	3	A	Dodd	Honda Accord	21:36.801	10		74.73	1:47.504
2	70	A	Whyte	Honda Accord	21:41.048	10	4.247	74.48	1:48.327
3	8	A	Cleland	Vauxhall Vectra	21:41.864	10	5.063	74.44	1:49.137
4	84	A	Hawken	Nissan Primera	21:57.563	10	20.762	73.55	1:51.362
5	41	C	Goff	BMW M3	21:59.830	10	23.029	73.42	1:51.604
6	79	A	Jones	Vauxhall Cavalier	22:02.071	10	25.270	73.30	1:52.386
7	77	A	Jarman	Nissan Primera	22:05.807	10	29.006	73.09	1:51.866
8	32	B	Ingram	Mazda 323F	22:06.974	10	30.173	73.03	1:52.871
9	19	D	Wait	Ford Sierra	22:17.219	10	40.418	72.47	1:53.889
10	23	A	Palmer	Nissan Primera	22:28.900	10	52.099	71.84	1:49.046
11	22	G	Wood	Ford Capri	22:35.752	10	58.951	71.48	1:56.120

NOT CLASSIFIED

12	INV	Fletcher/Pocklington	Vauxhall Cavalier Gsi	18:36.913	8	D.N.F.	69.41	1:56.019
5	D	Garrad	Ford Sierra RS500	19:06.260	8	D.N.F.	67.63	1:52.307
6	D	Smith/Harvey	Ford Sierra RS500	14:45.281	6	D.N.F.	65.68	1:51.589
121	A	Watts	Peugeot 406	3:45.492	2	D.N.F.	85.95	1:51.304
55	B	Andrew	Alfa Romeo 155		0	D.N.F.	N/A	

FASTEST LAP

3	A	Dodd	Honda Accord	1:47.504	7	90.14mph	145.07kph
6	D	Smith/Harvey	Ford Sierra RS500	1:51.589	2	86.84mph	139.76kph
41	C	Goff	BMW M3	1:51.604	9	86.83mph	139.74kph
32	B	Ingram	Mazda 323F	1:52.871	10	85.86mph	138.17kph
12	INV	Fletcher/Pocklington	Vauxhall Cavalier Gsi	1:56.019	2	83.53mph	134.43kph
22	G	Wood	Ford Capri	1:56.120	2	83.45mph	134.31kph

Weather/Track: Sun/Dry

Cars 6 & 121 - Drivers issued formal reprimands - C.1.1.5 refers

These results are provisional until the conclusion of any judicial and technical matters.

Oulton Park

Circuit Length = 2.6920 miles.

Start: 14:06 End: 14:28

Clerk of the Course:

Timekeeper:

HSCC Super Touring Trophy Race

RACE 4 - LAP ANALYSIS - Oulton Park - 24-26 August 2013

3	Dodd	Honda Accord
1 - 1:55.265	6 - 1:48.791	
2 - 1:50.374	7 - 1:47.504	
3 - 1:57.376	8 - 1:47.945	
4 - 3:53.293	9 - 1:48.368	
5 - 2:57.707	10 - 1:50.178	
5	Garrad	Ford Sierra RS500
1 - 1:57.068	6 - 1:53.069	
2 - 1:53.101	7 - 1:52.307	
3 - 1:56.365	8 - 2:44.880P	
4 - 3:52.353		
5 - 2:57.117		
6	Smith/Harvey	Ford Sierra RS500
1 - 1:53.431	6 - 2:03.361P	
2 - 1:51.589		
3 - 2:30.461		
4 - 3:30.851		
5 - 2:55.588		
8	Cleland	Vauxhall Vectra
1 - 1:56.012	6 - 1:49.591	
2 - 1:50.588	7 - 1:49.137	
3 - 1:58.307	8 - 1:49.397	
4 - 3:52.849	9 - 1:49.551	
5 - 2:56.969	10 - 1:49.463	
12	Fletcher/Pocklington	Vauxhall Cavalier Gsi
1 - 2:05.072	6 - 1:58.563	
2 - 1:56.019	7 - 1:58.851	
3 - 2:01.712	8 - 1:57.422	
4 - 3:42.784		
5 - 2:56.490		
19	Wait	Ford Sierra
1 - 2:02.597	6 - 1:53.889	
2 - 1:54.641	7 - 1:53.903	
3 - 2:00.527	8 - 1:55.989	
4 - 3:45.695	9 - 1:55.805	
5 - 2:57.125	10 - 1:57.048	

Weather/Track: Sun/Dry

www.mstworld.com

Page 1 of 3

Oulton Park
Circuit Length = 2.6920 miles.
Start: 14:06 End: 14:28

Printed - 14:33 Sunday, 25 August 2013

HSCC Super Touring Trophy Race
RACE 4 - LAP ANALYSIS - Oulton Park - 24-26 August 2013
 (contd.)

22	Wood	Ford Capri
1 - 2:04.365	6 - 1:59.140	
2 - 1:56.120	7 - 1:58.838	
3 - 2:01.821	8 - 1:57.276	
4 - 3:42.580	9 - 1:59.024	
5 - 2:56.003	10 - 2:00.585	
23	Palmer	Nissan Primera
1 - 1:54.917	6 - 1:50.348	
2 - 1:51.028	7 - 1:49.046	
3 - 1:57.666	8 - 1:49.855	
4 - 3:53.437	9 - 1:49.607	
5 - 2:57.207	10 - 2:35.789P	
32	Ingram	Mazda 323F
1 - 2:01.816	6 - 1:53.781	
2 - 1:54.143	7 - 1:53.319	
3 - 1:59.577	8 - 1:54.159	
4 - 3:46.677	9 - 1:53.547	
5 - 2:57.084	10 - 1:52.871	
41	Goff	BMW M3
1 - 1:59.341	6 - 1:53.448	
2 - 1:53.676	7 - 1:52.371	
3 - 1:56.385	8 - 1:52.504	
4 - 3:51.433	9 - 1:51.604	
5 - 2:57.166	10 - 1:51.902	
55	Andrew	Alfa Romeo 155
70	Whyte	Honda Accord
1 - 1:57.521	6 - 1:50.006	
2 - 1:49.520	7 - 1:49.026	
3 - 1:58.399	8 - 1:48.973	
4 - 3:52.860	9 - 1:49.617	
5 - 2:56.799	10 - 1:48.327	

HSCC Super Touring Trophy Race
RACE 4 - LAP ANALYSIS - Oulton Park - 24-26 August 2013
 (contd.)

77	Jarman	Nissan Primera
1 - 2:02.136	6 - 1:53.363	
2 - 1:54.062	7 - 1:53.116	
3 - 1:59.784	8 - 1:53.993	
4 - 3:46.748	9 - 1:51.866	
5 - 2:57.359	10 - 1:53.380	
79	Jones	Vauxhall Cavalier
1 - 2:00.726	6 - 1:52.657	
2 - 1:53.205	7 - 1:52.386	
3 - 1:59.822	8 - 1:52.700	
4 - 3:47.465	9 - 1:52.620	
5 - 2:57.663	10 - 1:52.827	
84	Hawken	Nissan Primera
1 - 2:00.425	6 - 1:52.697	
2 - 1:51.362	7 - 1:52.133	
3 - 1:55.437	8 - 1:52.236	
4 - 3:52.243	9 - 1:51.760	
5 - 2:57.467	10 - 1:51.803	
121	Watts	Peugeot 406
1 - 1:54.188		
2 - 1:51.304		

HSCC Super Touring Trophy Race

RACE 4 - LAP CHART - Oulton Park - 24-26 August 2013

Lap 1			Lap 2			Lap 3			Lap 4			Lap 5		
No	Behind	Laptime	No	Behind	Laptime	No	Behind	Laptime	No	Behind	Laptime	No	Behind	Laptime
6		1:53.431	6		1:51.589	3		1:57.376	3		3:53.293	3		2:57.707
121	0.757	1:54.188	121	0.472	1:51.304	23	0.596	1:57.666	23	0.740	3:53.437	23	0.240	2:57.207
23	1.486	1:54.917	3	0.619	1:50.374	8	1.892	1:58.307	8	1.448	3:52.849	8	0.710	2:56.969
3	1.834	1:55.265	23	0.925	1:51.028	70	2.425	1:58.399	70	1.992	3:52.860	70	1.084	2:56.799
8	2.581	1:56.012	8	1.580	1:50.588	5	3.519	1:56.365	5	2.579	3:52.353	5	1.989	2:57.117
5	3.637	1:57.068	70	2.021	1:49.520	84	4.209	1:55.437	84	3.159	3:52.243	84	2.919	2:57.467
70	4.090	1:57.521	5	5.149	1:53.101	41	6.387	1:56.385	41	4.527	3:51.433	41	3.986	2:57.166
41	5.910	1:59.341	84	6.767	1:51.362	79	10.738	1:59.822	79	4.910	3:47.465	79	4.866	2:57.663
84	6.994	2:00.425	41	7.997	1:53.676	32	12.521	1:59.577	32	5.905	3:46.677	32	5.282	2:57.084
79	7.295	2:00.726	79	8.911	1:53.205	77	12.967	1:59.784	77	6.422	3:46.748	77	6.074	2:57.359
32	8.385	2:01.816	32	10.939	1:54.143	19	14.750	2:00.527	19	7.152	3:45.695	19	6.570	2:57.125
77	8.705	2:02.136	77	11.178	1:54.062	22	19.291	2:01.821	22	8.578	3:42.580	22	6.874	2:56.003
19	9.166	2:02.597	19	12.218	1:54.641	12	19.788	2:01.712	12	9.279	3:42.784	6	7.905	2:55.588
22	10.934	2:04.365	22	15.465	1:56.120	6	32.466	2:30.461	6	10.024	3:30.851	12	8.062	2:56.490
12	11.641	2:05.072	12	16.071	1:56.019									

Weather/Track: Sun/Dry

www.mstworld.com

Page 1 of 2

Oulton Park
Circuit Length = 2.6920 miles.
Start: 14:06 End: 14:28

Printed - 14:32 Sunday, 25 August 2013

HSCC Super Touring Trophy Race
RACE 4 - LAP CHART - Oulton Park - 24-26 August 2013
 (contd.)

Lap 6			Lap 7			Lap 8			Lap 9			Lap 10		
No	Behind	Laptime	No	Behind	Laptime	No	Behind	Laptime	No	Behind	Laptime	No	Behind	Laptime
3		1:48.791	3		1:47.504	3		1:47.945	3		1:48.368	3		1:50.178
8	1.510	1:49.591	8	3.143	1:49.137	8	4.595	1:49.397	8	5.778	1:49.551	70	4.247	1:48.327
23	1.797	1:50.348	23	3.339	1:49.046	70	4.849	1:48.973	70	6.098	1:49.617	8	5.063	1:49.463
70	2.299	1:50.006	70	3.821	1:49.026	23	5.249	1:49.855	23	6.488	1:49.607	84	20.762	1:51.803
5	6.267	1:53.069	5	11.070	1:52.307	84	15.745	1:52.236	84	19.137	1:51.760	41	23.029	1:51.902
84	6.825	1:52.697	84	11.454	1:52.133	41	18.069	1:52.504	41	21.305	1:51.604	79	25.270	1:52.827
41	8.643	1:53.448	41	13.510	1:52.371	79	18.369	1:52.700	79	22.621	1:52.620	77	29.006	1:53.380
79	8.732	1:52.657	79	13.614	1:52.386	32	22.301	1:54.159	77	25.804	1:51.866	32	30.173	1:52.871
32	10.272	1:53.781	32	16.087	1:53.319	77	22.306	1:53.993	32	27.480	1:53.547	19	40.418	1:57.048
77	10.646	1:53.363	77	16.258	1:53.116	19	26.111	1:55.989	19	33.548	1:55.805	23	52.099	2:35.789P
19	11.668	1:53.889	19	18.067	1:53.903	22	37.888	1:57.276	22	48.544	1:59.024	22	58.951	2:00.585
22	17.223	1:59.140	22	28.557	1:58.838	12	38.658	1:57.422						
12	17.834	1:58.563	12	29.181	1:58.851	5	1:08.005	2:44.880P						
6	22.475	2:03.361P												

Weather/Track: Sun/Dry


www.mstworld.com

Page 2 of 2

Oulton Park
 Circuit Length = 2.6920 miles.
 Start: 14:06 End: 14:28

Printed - 14:32 Sunday, 25 August 2013

**HSCC Super Touring Trophy with HSCC ByBox Historic Touring Cars Class K1
RACE 12 - STARTING GRID - Oulton Park - 24-26 August 2013**

ROW 11	132	Garritt	10	Owen
ROW 10	35	Dutton	25	Bracey
ROW 9				
ROW 8	55	Andrew		
ROW 7	6	Harvey	121	Watts
ROW 6	22	Wood	5	Garrad
ROW 5	19	Wait	23	Palmer
ROW 4	77	Jarman	32	Ingram
ROW 3	41	Goff	79	Jones
ROW 2	8	Cleland	84	Hawken
ROW 1	3	Dodd	70	Whyte
POLE				
				

**K1 class cars from Historic Touring Cars added to grid
Car 12 withdrawn**

Oulton Park
Circuit Length = 2.6920 miles.

These results are provisional until the conclusion of any judicial and technical matters.

Clerk of Course:	Stewards:	Timekeeper:
------------------	-----------	-------------

HSCC Super Touring Trophy with HSCC ByBox Historic Touring Cars Class K1

RACE 12 - CLASSIFICATION - Oulton Park - 24-26 August 2013

POS	NO	CL	DRIVER	NAT	CAR	TIME	LAPS	GAP	MPH	BEST
1	3	A	James DODD		Honda Accord	19:56.476	11		89.09	1:47.207
2	70	A	Stewart WHYTE		Honda Accord	20:12.239	11	15.763	87.93	1:47.339
3	6	D	Tim HARVEY		Ford Sierra RS500	20:23.063	11	26.587	87.16	1:48.812
4	23	A	Derek PALMER		Nissan Primera	20:28.275	11	31.799	86.79	1:49.640
5	77	A	David JARMAN		Nissan Primera	20:47.867	11	51.391	85.42	1:51.384
6	41	C	Max GOFF		BMW M3	20:49.413	11	52.937	85.32	1:52.423
7	19	D	Graham WAIT		Ford Sierra	21:20.482	11	1:24.006	83.25	1:53.584
8	22	G	Ric WOOD		Ford Capri	19:57.382	10	1 LAP	80.93	1:56.806
9	35	K1	Richard DUTTON		Ford Mustang	20:31.662	9	2 LAPS	70.81	2:07.379
10	132	K1	Mark GARRITT		Ford Mustang	20:32.021	9	2 LAPS	70.79	2:11.627
11	25	K1	Louis BRACEY		Ford Mustang	20:32.969	9	2 LAPS	70.74	2:12.589
12	32	B	Kingsley INGRAM		Mazda 323F	20:42.017	9	2 LAPS	70.22	1:54.332
13	10	K1	Richard OWEN		Ford Galaxie	21:32.275	9	2 LAPS	67.49	2:19.264

NOT CLASSIFIED

8	A	John CLELAND		Vauxhall Vectra	16:50.123	9	D.N.F.	86.34	1:48.119
121	A	Patrick WATTS		Peugeot 406	16:52.542	9	D.N.F.	86.14	1:48.715
84	A	Richard HAWKEN		Nissan Primera	9:54.381	5	D.N.F.	81.52	1:50.172
5	D	Simon GARRAD		Ford Sierra RS500	6:20.411	3	D.N.F.	76.42	1:53.006

FASTEST LAP

3	A	James DODD		Honda Accord	1:47.207	4	90.39mph	145.48kph
6	D	Tim HARVEY		Ford Sierra RS500	1:48.812	3	89.06mph	143.33kph
41	C	Max GOFF		BMW M3	1:52.423	4	86.20mph	138.73kph
32	B	Kingsley INGRAM		Mazda 323F	1:54.332	8	84.76mph	136.41kph
22	G	Ric WOOD		Ford Capri	1:56.806	2	82.96mph	133.52kph
35	K1	Richard DUTTON		Ford Mustang	2:07.379	2	76.08mph	122.44kph

Cars 55 & 79 did not start

Weather/Track: Sun/Dry

These results are provisional until the conclusion of any judicial and technical matters.

Oulton Park

Circuit Length = 2.6920 miles.

Start: 13:02 End: 13:22

Clerk of the Course:	Timekeeper:
----------------------	-------------

HSCC Super Touring Trophy with HSCC ByBox Historic Touring Cars Class K1

RACE 12 - LAP ANALYSIS - Oulton Park - 24-26 August 2013

3	James DODD	Honda Accord
1 -	1:52.396	6 - 1:47.923
2 -	1:47.791	7 - 1:48.190
3 -	1:47.339	8 - 1:48.072
4 -	1:47.207	9 - 1:48.336
5 -	1:48.668	10 - 1:50.643
11 -	1:49.911	
5	Simon GARRAD	Ford Sierra RS500
1 -	1:59.367	
2 -	1:53.006	
3 -	2:28.038P	
6	Tim HARVEY	Ford Sierra RS500
1 -	1:59.494	6 - 1:49.654
2 -	1:50.886	7 - 1:49.963
3 -	1:48.812	8 - 1:49.710
4 -	1:49.317	9 - 1:50.301
5 -	1:50.434	10 - 1:49.788
11 -	1:54.704	
8	John CLELAND	Vauxhall Vectra
1 -	1:53.939	6 - 1:49.967
2 -	1:48.335	7 - 1:48.179
3 -	1:48.683	8 - 1:48.119
4 -	1:48.671	9 - 2:14.997P
5 -	1:49.233	
10	Richard OWEN	Ford Galaxie
1 -	2:33.093	6 - 2:19.264
2 -	2:23.166	7 - 2:23.141
3 -	2:23.181	8 - 2:22.756
4 -	2:22.926	9 - 2:22.916
5 -	2:21.832	
19	Graham WAIT	Ford Sierra
1 -	2:02.373	6 - 1:55.597
2 -	1:53.584	7 - 1:57.048
3 -	1:54.367	8 - 1:54.991
4 -	1:54.932	9 - 1:56.314
5 -	1:55.149	10 - 1:57.660
11 -	1:58.467	

Weather/Track: Sun/Dry

www.mstworld.com

Page 1 of 3

Oulton Park
Circuit Length = 2.6920 miles.
Start: 13:02 End: 13:22

Printed - 13:26 Monday, 26 August 2013

HSCC Super Touring Trophy with HSCC ByBox Historic Touring Cars Class K1
RACE 12 - LAP ANALYSIS - Oulton Park - 24-26 August 2013
 (contd.)

22	Ric WOOD	Ford Capri	
1 -	2:03.977	6 - 2:01.277	
2 -	1:56.806	7 - 2:01.328	
3 -	1:57.250	8 - 2:00.853	
4 -	1:56.819	9 - 2:00.067	
5 -	1:59.547	10 - 1:59.458	
23	Derek PALMER	Nissan Primera	
1 -	1:56.500	6 - 1:50.923	11 - 1:54.925
2 -	1:50.149	7 - 1:50.544	
3 -	1:49.640	8 - 1:50.867	
4 -	1:51.052	9 - 1:51.173	
5 -	1:51.202	10 - 1:51.300	
25	Louis BRACEY	Ford Mustang	
1 -	2:25.057	6 - 2:14.298	
2 -	2:12.589	7 - 2:17.822	
3 -	2:12.985	8 - 2:20.378	
4 -	2:13.978	9 - 2:20.118	
5 -	2:15.744		
32	Kingsley INGRAM	Mazda 323F	
1 -	3:30.412	6 - 3:22.050	
2 -	1:58.835	7 - 1:55.100	
3 -	1:56.285	8 - 1:54.332	
4 -	1:59.268	9 - 1:54.371	
5 -	2:11.364P		
35	Richard DUTTON	Ford Mustang	
1 -	2:13.811	6 - 2:14.203	
2 -	2:07.379	7 - 2:14.189	
3 -	2:14.079	8 - 2:19.428	
4 -	2:22.339	9 - 2:22.997	
5 -	2:23.237		
41	Max GOFF	BMW M3	
1 -	1:58.459	6 - 1:53.146	11 - 1:53.144
2 -	1:53.117	7 - 1:54.455	
3 -	1:52.455	8 - 1:53.480	
4 -	1:52.423	9 - 1:53.015	
5 -	1:52.564	10 - 1:53.155	

Weather/Track: Sun/Dry

www.mstworld.com

Page 2 of 3

Oulton Park
 Circuit Length = 2.6920 miles.
 Start: 13:02 End: 13:22

Printed - 13:26 Monday, 26 August 2013

HSCC Super Touring Trophy with HSCC ByBox Historic Touring Cars Class K1
RACE 12 - LAP ANALYSIS - Oulton Park - 24-26 August 2013
 (contd.)

70	Stewart WHYTE	Honda Accord
1 - 1:53.037	6 - 1:56.826	11 - 1:52.256
2 - 1:47.856	7 - 1:48.398	
3 - 1:47.339	8 - 1:48.651	
4 - 1:47.930	9 - 1:51.263	
5 - 1:48.356	10 - 1:50.327	
77	David JARMAN	Nissan Primera
1 - 2:01.459	6 - 1:52.818	11 - 1:51.990
2 - 1:51.978	7 - 1:55.108	
3 - 1:52.035	8 - 1:52.367	
4 - 1:52.404	9 - 1:51.384	
5 - 1:53.887	10 - 1:52.437	
84	Richard HAWKEN	Nissan Primera
1 - 1:55.927		
2 - 1:51.603		
3 - 1:50.172		
4 - 1:51.785		
5 - 2:24.894P		
121	Patrick WATTS	Peugeot 406
1 - 1:59.508	6 - 1:50.769	
2 - 1:49.604	7 - 1:51.461	
3 - 1:48.715	8 - 1:56.151	
4 - 1:49.554	9 - 1:57.133	
5 - 1:49.647		
132	Mark GARRITT	Ford Mustang
1 - 2:35.118	6 - 2:12.535	
2 - 2:12.756	7 - 2:20.905	
3 - 2:11.627	8 - 2:14.160	
4 - 2:12.394	9 - 2:17.986	
5 - 2:14.540		

**HSCC Super Touring Trophy with HSCC ByBox Historic Touring Cars Class K1
RACE 12 - LAP CHART - Oulton Park - 24-26 August 2013**

Lap 1			Lap 2			Lap 3			Lap 4			Lap 5		
No	Behind	Laptime	No	Behind	Laptime	No	Behind	Laptime	No	Behind	Laptime	No	Behind	Laptime
3		1:52.396	3		1:47.791	3		1:47.339	3		1:47.207	3		1:48.668
70	0.641	1:53.037	70	0.706	1:47.856	70	0.706	1:47.339	70	1.429	1:47.930	70	1.117	1:48.356
8	1.543	1:53.939	8	2.087	1:48.335	32	1 LAP	1:58.835	10	1 LAP	2:23.181	25	1 LAP	2:13.978
84	3.531	1:55.927	23	6.462	1:50.149	8	3.431	1:48.683	8	4.895	1:48.671	8	5.460	1:49.233
23	4.104	1:56.500	84	7.343	1:51.603	23	8.763	1:49.640	32	1 LAP	1:56.285	132	1 LAP	2:12.394
41	6.063	1:58.459	121	8.925	1:49.604	84	10.176	1:50.172	23	12.608	1:51.052	121	13.627	1:49.647
5	6.971	1:59.367	6	10.193	1:50.886	121	10.301	1:48.715	121	12.648	1:49.554	23	15.142	1:51.202
6	7.098	1:59.494	41	11.389	1:53.117	6	11.666	1:48.812	6	13.776	1:49.317	6	15.542	1:50.434
121	7.112	1:59.508	5	12.186	1:53.006	41	16.505	1:52.455	84	14.754	1:51.785	32	1 LAP	1:59.268
77	9.063	2:01.459	77	13.250	1:51.978	77	17.946	1:52.035	41	21.721	1:52.423	41	25.617	1:52.564
19	9.977	2:02.373	19	15.770	1:53.584	19	22.798	1:54.367	77	23.143	1:52.404	77	28.362	1:53.887
22	11.581	2:03.977	22	20.596	1:56.806	22	30.507	1:57.250	19	30.523	1:54.932	19	37.004	1:55.149
35	21.415	2:13.811	35	41.003	2:07.379	5	52.885	2:28.038P	22	40.119	1:56.819	10	1 LAP	2:22.926
25	32.661	2:25.057	25	57.459	2:12.589	35	1:07.743	2:14.079	35	1:42.875	2:22.339	84	50.980	2:24.894P
10	40.697	2:33.093	132	1:07.687	2:12.756	25	1:23.105	2:12.985				22	50.998	1:59.547
132	42.722	2:35.118	10	1:16.072	2:23.166	132	1:31.975	2:11.627						
32	1:38.016	3:30.412												

Weather/Track: Sun/Dry

www.mstworld.com

Page 1 of 3

Oulton Park
Circuit Length = 2.6920 miles.
Start: 13:02 End: 13:22

Printed - 13:26 Monday, 26 August 2013

HSCC Super Touring Trophy with HSCC ByBox Historic Touring Cars Class K1
RACE 12 - LAP CHART - Oulton Park - 24-26 August 2013
 (contd.)

Lap 6			Lap 7			Lap 8			Lap 9			Lap 10		
No	Behind	Laptime	No	Behind	Laptime	No	Behind	Laptime	No	Behind	Laptime	No	Behind	Laptime
3		1:47.923	3		1:48.190	3		1:48.072	3		1:48.336	3		1:50.643
8	7.504	1:49.967	8	7.493	1:48.179	8	7.540	1:48.119	70	13.734	1:51.263	35	2 LAPS	2:19.428
70	10.020	1:56.826	70	10.228	1:48.398	70	10.807	1:48.651	6	22.649	1:50.301	25	2 LAPS	2:20.378
121	16.473	1:50.769	6	19.046	1:49.963	6	20.684	1:49.710	23	26.128	1:51.173	132	2 LAPS	2:14.160
6	17.273	1:49.654	121	19.744	1:51.461	23	23.291	1:50.867	10	2 LAPS	2:23.141	70	13.418	1:50.327
23	18.142	1:50.923	23	20.496	1:50.544	121	27.823	1:56.151	8	34.201	2:14.997P	6	21.794	1:49.788
25	1 LAP	2:15.744	41	37.105	1:54.455	32	2 LAPS	3:22.050	121	36.620	1:57.133	23	26.785	1:51.300
35	1 LAP	2:23.237	77	40.175	1:55.108	41	42.513	1:53.480	32	2 LAPS	1:55.100	32	2 LAPS	1:54.332
41	30.840	1:53.146	19	53.536	1:57.048	77	44.470	1:52.367	41	47.192	1:53.015	77	49.312	1:52.437
77	33.257	1:52.818	25	1 LAP	2:14.298	19	1:00.455	1:54.991	77	47.518	1:51.384	41	49.704	1:53.155
132	1 LAP	2:14.540	35	1 LAP	2:14.203	35	1 LAP	2:14.189	19	1:08.433	1:56.314	10	2 LAPS	2:22.756
32	1 LAP	2:11.364P	132	1 LAP	2:12.535	25	1 LAP	2:17.822	22	1:42.002	2:00.067	19	1:15.450	1:57.660
19	44.678	1:55.597	22	1:17.490	2:01.328	22	1:30.271	2:00.853						
22	1:04.352	2:01.277	10	1 LAP	2:19.264	132	1 LAP	2:20.905						
10	1 LAP	2:21.832												

Weather/Track: Sun/Dry

www.mstworld.com

Oulton Park
 Circuit Length = 2.6920 miles.
 Start: 13:02 End: 13:22

HSCC Super Touring Trophy with HSCC ByBox Historic Touring Cars Class K1
RACE 12 - LAP CHART - Oulton Park - 24-26 August 2013
 (contd.)

Lap 11			Lap 12			Lap 13			Lap 14			Lap 15		
No	Behind	Laptime	No	Behind	Laptime	No	Behind	Laptime	No	Behind	Laptime	No	Behind	Laptime
3		1:49.911												
22	1 LAP	1:59.458												
70	15.763	1:52.256												
6	26.587	1:54.704												
23	31.799	1:54.925												
35	2 LAPS	2:22.997												
132	2 LAPS	2:17.986												
25	2 LAPS	2:20.118												
32	2 LAPS	1:54.371												
77	51.391	1:51.990												
41	52.937	1:53.144												
19	1:24.006	1:58.467												
10	2 LAPS	2:22.916												

Weather/Track: Sun/Dry

www.mstworld.com

Oulton Park
 Circuit Length = 2.6920 miles.
 Start: 13:02 End: 13:22
 Printed - 13:26 Monday, 26 August 2013